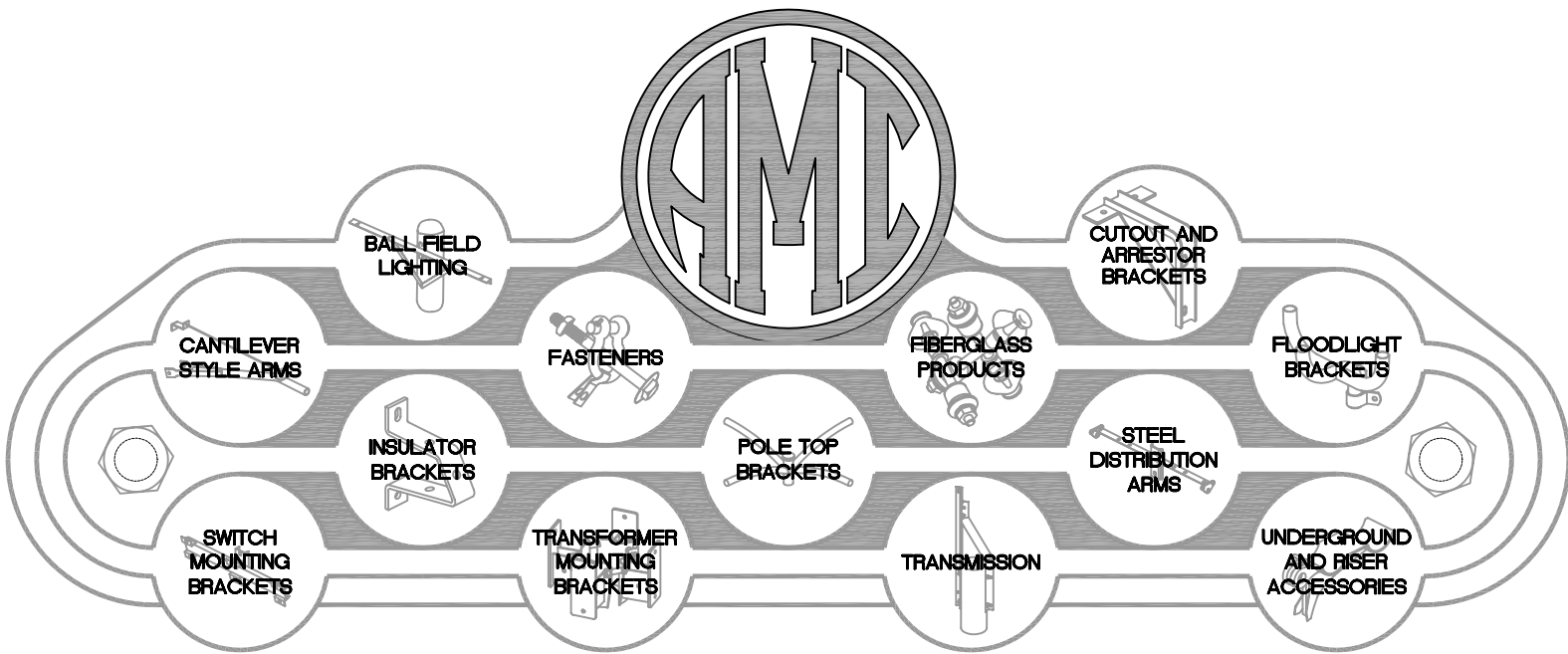


ACTION MANUFACTURING, INC.



PRODUCT

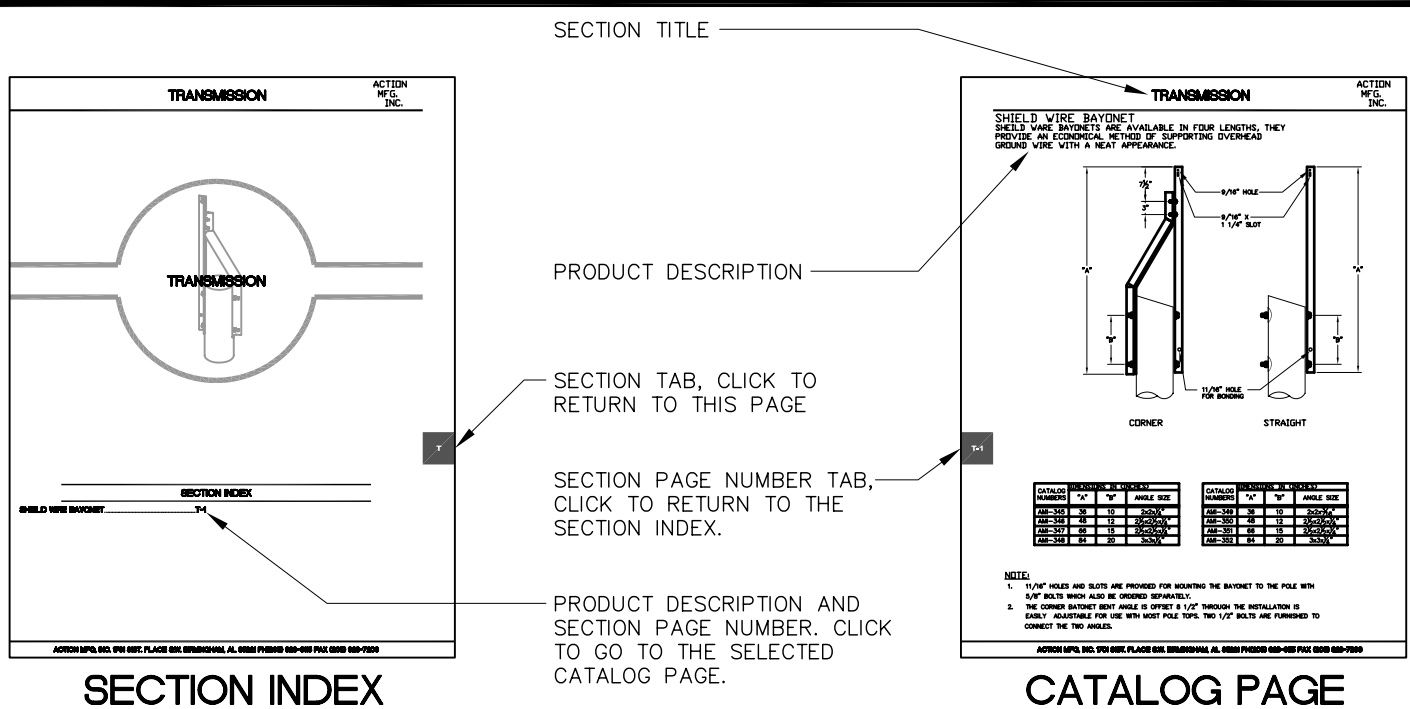
CATALOG



CATALOG NAVIGATION

PLEASE SELECT FROM THE AVAILABLE CATALOG SECTIONS ABOVE.

PLEASE SEE BELOW FOR FURTHER NAVIGATION OPTIONS.



CATALOG NAVIGATION

PDF BOOKMARKS

CLICK HERE TO OPEN OR CLOSE THE CATALOG'S BOOKMARKS. BROWSE THE CATALOG USING WINDOWS STYLE EXPANDING FOLDERS.

Catalog / 3D Models by:
DraftingOnDemand
shanewomack@gmail.com



AMI-5	CS-12
AMI-10	CS-12
AMI-15	CS-12
AMI-20	CS-12
AMI-25	CS-02
AMI-30	CS-02
AMI-35	CS-02
AMI-40	FL-02
AMI-53	CA-11
AMI-100	CS-03
AMI-101	CS-03
AMI-102	CS-03
AMI-103	CS-03
AMI-104	CS-03
AMI-105	CS-03
AMI-106	CS-03
AMI-107	CS-03
AMI-108	CS-03
AMI-109	CS-03
AMI-110	CS-03
AMI-111	CS-03
AMI-112	CS-03
AMI-113	CS-03
AMI-114	CS-03
AMI-115	CS-11
AMI-116	CS-11
AMI-117	CS-11
AMI-118	CS-11
AMI-119	CS-11
AMI-120	CS-11
AMI-121	CS-11
AMI-122	CS-11
AMI-123	CS-11
AMI-124	CS-11
AMI-125	CS-11
AMI-126	CS-11
AMI-127	CS-01
AMI-128	CS-01
AMI-129	CS-01
AMI-130	CS-01
AMI-131	CS-01
AMI-132	CS-01
AMI-133	CS-01
AMI-134	CS-01
AMI-135	CS-01
AMI-136	CS-01
AMI-137	CS-01
AMI-138	CS-01
AMI-139	CS-01
AMI-140	CS-01
AMI-141	CS-01
AMI-142	CS-01
AMI-143	CS-01
AMI-144	CS-01
AMI-145	CS-01

AMI-146	CS-01
AMI-147	CS-01
AMI-148	CS-01
AMI-149	CS-01
AMI-150	CS-01
AMI-156	CS-07
AMI-157	CS-07
AMI-158	CS-07
AMI-159	CS-07
AMI-165	CS-19
AMI-166	CS-19
AMI-167	CS-19
AMI-168	CS-21
AMI-169	CS-18
AMI-170	CS-18
AMI-171	CS-18
AMI-172	CS-18
AMI-173	CS-18
AMI-174	PT-03
AMI-175	PT-03
AMI-176	PT-03
AMI-177	PT-03
AMI-178	PT-03
AMI-179	PT-03
AMI-180	PT-03
AMI-181	PT-03
AMI-182	PT-03
AMI-183	PT-03
AMI-184	PT-03
AMI-185	PT-03
AMI-186	PT-03
AMI-187	PT-03
AMI-188	PT-03
AMI-189	PT-03
AMI-190	PT-03
AMI-191	PT-03
AMI-192	PT-03
AMI-193	PT-03
AMI-194	PT-03
AMI-195	PT-02
AMI-196	PT-02
AMI-197	PT-02
AMI-198	PT-02
AMI-199	CS-11
AMI-200	PT-02
AMI-201	PT-02
AMI-202	PT-02
AMI-203	PT-02
AMI-204	PT-02
AMI-205	PT-02
AMI-206	PT-02
AMI-207	PT-02
AMI-208	PT-02
AMI-209	PT-02
AMI-210	PT-02

AMI-211	PT-02
AMI-212	PT-02
AMI-213	PT-02
AMI-214	PT-02
AMI-215	PT-02
AMI-216	PT-01
AMI-217	PT-01
AMI-218	PT-01
AMI-219	PT-01
AMI-220	PT-01
AMI-221	PT-01
AMI-222	PT-01
AMI-223	PT-01
AMI-224	PT-01
AMI-225	PT-01
AMI-226	PT-01
AMI-227	PT-01
AMI-228	PT-01
AMI-229	PT-01
AMI-230	PT-01
AMI-231	PT-01
AMI-232	PT-01
AMI-233	PT-01
AMI-234	PT-01
AMI-235	PT-01
AMI-236	PT-01
AMI-237	PT-01
AMI-238	PT-01
AMI-239	PT-01
AMI-240	PT-01
AMI-241	PT-01
AMI-242	PT-01
AMI-243	PT-01
AMI-244	PT-01
AMI-245	PT-01
AMI-246	PT-01
AMI-247	PT-01
AMI-248	PT-01
AMI-249	PT-01
AMI-250	PT-01
AMI-251	PT-01
AMI-266	FL-02
AMI-267	CA-13
AMI-272	CS-05
AMI-273	CS-05
AMI-274	CS-05
AMI-275	CS-05
AMI-276	CS-05
AMI-277	CS-05
AMI-281	CA-06
AMI-339	IB-01
AMI-340	IB-01
AMI-345	T-01
AMI-346	T-01
AMI-347	T-01



AMI-348 T-01
 AMI-349 T-01
 AMI-350 T-01
 AMI-351 T-01
 AMI-352 T-01

AMI-353 CA-03
 AMI-354 CA-03
 AMI-355 CA-03
 AMI-356 CA-01

AMI-357 IB-05
 AMI-358 IB-05
 AMI-360 SM-02
 AMI-361 SM-02
 AMI-363 TM-02

AMI-364 IB-02
 AMI-365 IB-02
 AMI-366 FL-01
 AMI-367 FL-01
 AMI-369 SM-01

AMI-372 CA-02
 AMI-373 CA-09
 AMI-374 SM-03
 AMI-395 CA-15
 AMI-396 CA-14

AMI-397 FL-05
 AMI-398 FL-05
 AMI-399 FL-05
 AMI-400 FL-05
 AMI-401 FL-06

AMI-402 FL-06
 AMI-422 FL-02
 AMI-423 FL-04
 AMI-425 SDA-16
 AMI-427 FL-04

AMI-428 CS-04
 AMI-429 CS-13
 AMI-431 CS-02
 AMI-440 CA-18
 AMI-442 CS-08

AMI-443 CS-08
 AMI-444 CS-08
 AMI-445 CS-08
 AMI-446 CS-08
 AMI-447 CS-08

AMI-449 CS-07
 AMI-450 FL-03
 AMI-451 IB-02
 AMI-452 IB-02
 AMI-453 IB-02

AMI-454 IB-02
 AMI-455 IB-02
 AMI-459 FL-02
 AMI-460 FL-02
 AMI-461 FL-02

AMI-462 FL-02
 AMI-463 FL-02
 AMI-464 FL-02
 AMI-466 CA-09
 AMI-467 CA-09

AMI-468 CA-09
 AMI-469 CA-09
 AMI-470 CA-09
 AMI-471 CA-09
 AMI-472 CA-09

AMI-473 CA-09
 AMI-474 CA-09
 AMI-481 PT-07
 AMI-482 PT-08
 AMI-483 PT-05

AMI-484 PT-07
 AMI-489 IB-03
 AMI-490 CA-10
 AMI-500 TM-01
 AMI-501 TM-01

AMI-502 CA-11
 AMI-503 CA-11
 AMI-504 CA-11
 AMI-505 CA-12
 AMI-512 CS-14

AMI-513 CS-09
 AMI-514 CS-09
 AMI-515 CS-09
 AMI-516 CS-14
 AMI-517 CS-14

AMI-518 CS-14
 AMI-519 CS-17
 AMI-520 CS-17
 AMI-562 PT-08
 AMI-563 PT-06

AMI-564 PT-06
 AMI-570 BFL-02
 AMI-571 BFL-02
 AMI-572 BFL-02
 AMI-573 BFL-02

AMI-574 BFL-02
 AMI-575 BFL-03
 AMI-576 BFL-03
 AMI-577 BFL-03
 AMI-578 BFL-03

AMI-579 BFL-03
 AMI-580 BFL-04
 AMI-581 BFL-04
 AMI-582 BFL-04
 AMI-583 BFL-04

AMI-584 BFL-04
 AMI-585 CS-03
 AMI-586 CS-03
 AMI-587 CS-03
 AMI-588 CS-03

AMI-589 CS-03
 AMI-590 CS-03
 AMI-591 CS-11
 AMI-592 CS-11
 AMI-593 CS-11

AMI-594 CS-11
 AMI-595 CS-11
 AMI-596 CS-16
 AMI-597 CS-16
 AMI-598 CS-16

AMI-599 CS-16
 AMI-600 CS-16
 AMI-601 CS-16
 AMI-602 CS-16
 AMI-603 CS-16

AMI-604 CS-16
 AMI-605 CS-16
 AMI-606 CS-16
 AMI-607 CS-16
 AMI-608 CS-05

AMI-609 CS-05
 AMI-610 CS-05
 AMI-611 CS-05
 AMI-612 CS-05
 AMI-613 CS-05

AMI-614 CS-05
 AMI-615 CS-05
 AMI-616 CS-05
 AMI-617 PT-09
 AMI-618 PT-09

AMI-619 PT-09
 AMI-620 PT-09
 AMI-621 PT-10
 AMI-622 PT-10
 AMI-623 PT-10

AMI-624 PT-10
 AMI-626 FL-02
 AMI-628 FL-01
 AMI-644 CS-18
 AMI-645 CS-18


AMI-700-P CS-21
 AMI-701-P CS-21
 AMI-903 FL-05
 AMI-904 FL-05
 AMI-905 FL-05

AMI-906 FL-05
 AMI-907 FL-05
 AMI-908 FL-05
 AMI-909 BFL-01
 AMI-910 BFL-01

AMI-911 BFL-01
 AMI-912 BFL-01
 AMI-913 BFL-01
 AMI-914 BFL-01
 AMI-915 BFL-01



AMI-916	BFL-01	AMI-1040	IB-04	AMI-1297	SDA-12
AMI-917	BFL-01	AMI-1041	CA-02	AMI-1299	CA-08
AMI-931	SDA-09	AMI-1042	CA-08	AMI-1300	CA-08
AMI-932	SDA-09	AMI-1043	CA-08	AMI-1301	CA-08
AMI-933	SDA-08	AMI-1044	CA-08	AMI-1302	CA-08
AMI-935	SDA-07	AMI-1048	CA-15	AMI-1303	CA-08
AMI-936	SDA-05	AMI-1049	CA-15	AMI-1305	TM-02
AMI-937	SDA-02	AMI-1050	CA-15	AMI-1306	TM-02
AMI-941	SDA-03	AMI-1051	CA-15	AMI-1307	TM-02
AMI-942	SDA-03	AMI-1061	CS-10	AMI-1309	TM-03
AMI-943	SDA-07	AMI-1062	CS-10	AMI-1310	TM-04
AMI-944	SDA-11	AMI-1063	CS-10	AMI-1311	TM-04
AMI-946	SDA-10	AMI-1064	CS-10	AMI-1427	CS-08
AMI-947	SDA-10	AMI-1086	SDA-16	AMI-1428	UG-01
AMI-948	SDA-15	AMI-1098	IB-05	AMI-1429	UG-01
AMI-949	SDA-15	AMI-1115	CA-09	AMI-1430	UG-01
AMI-951	CA-07	AMI-1120	CS-20	AMI-1431	UG-02
AMI-952	CA-05	AMI-1121	CS-20	AMI-1432	UG-02
AMI-953	CA-08	AMI-1123	CS-20	AMI-1433	UG-02
AMI-954	CS-06	AMI-1124	CS-20	AMI-1434	UG-02
AMI-955	SDA-08	AMI-1125	CS-20	AMI-1435	UG-02
AMI-963	SDA-11	AMI-1126	CS-20	AMI-1436	UG-02
AMI-970-LG	CS-06	AMI-1127	CS-20	AMI-1437	UG-02
AMI-971-LG	CS-06	AMI-1128	CS-20	AMI-1438	UG-02
AMI-972-LG	CS-06	AMI-1129	CS-20	AMI-1439	UG-02
AMI-973-LG	CS-06	AMI-1130	CS-20	AMI-1440	UG-02
AMI-978	IB-03	AMI-1133	SDA-04	AMI-1441	UG-02
AMI-979	SDA-12	AMI-1134	SDA-04	AMI-1442	UG-02
AMI-980	CA-12	AMI-1136	CA-05	AMI-1443	UG-02
AMI-981	CA-03	AMI-1137	CS-15	AMI-1444	UG-02
AMI-1001	SDA-05	AMI-1138	SDA-01	AMI-1445	UG-02
AMI-1005	IB-04	AMI-1140	CS-11	AMI-1446	UG-02
AMI-1006	SDA-02	AMI-1141	CA-04	AMI-1447	UG-02
AMI-1008	FL-05	AMI-1145	SDA-06	AMI-1448	UG-02
AMI-1010	CA-14	AMI-1147	CS-11	AMI-1449	UG-02
AMI-1011	CA-14	AMI-1148	FL-02	AMI-1450	UG-02
AMI-1012	CA-14	AMI-1150	UG-02	AMI-1451	UG-02
AMI-1015	PT-11	AMI-1153	CA-07	AMI-1452	UG-02
AMI-1016	PT-11	AMI-1154	SDA-14	AMI-1453	UG-02
AMI-1017	PT-11	AMI-1176	CS-12	AMI-1454	UG-02
AMI-1018	PT-11	AMI-1177	CS-12	AMI-1455	UG-03
AMI-1019	PT-04	AMI-1189	UG-01	AMI-1456	UG-03
AMI-1020	PT-04	AMI-1190	UG-01	AMI-1457	UG-03
AMI-1021	PT-04	AMI-1195	PT-05	AMI-1458	UG-03
AMI-1022	PT-04	AMI-1213	CS-09	AMI-1459	UG-03
AMI-1023	PT-04	AMI-1214	CS-09	AMI-1460	UG-03
AMI-1024	PT-04	AMI-1215	CS-13	AMI-1461	UG-03
AMI-1025	PT-04	AMI-1216	CS-13	AMI-1462	UG-03
AMI-1026	PT-04	AMI-1217	CS-13	AMI-1463	UG-03
AMI-1027	PT-04	AMI-1218	CS-13	AMI-1464	UG-03
AMI-1028	PT-04	AMI-1219	CS-13	AMI-1465	UG-03
AMI-1029	PT-04	AMI-1220	CS-13	AMI-1466	UG-03
AMI-1030	PT-04	AMI-1226	CS-20	AMI-1468	SDA-13
AMI-1035	FL-06	AMI-1293	PT-04	AMI-1469	SDA-14
AMI-1038	CS-19	AMI-1295	CS-11	AMI-1470	FL-07
		AMI-1296	CA-15	AMI-1499	CA-06




AMI-1500	CA-13	AMI-3030	F-1	AMI-3085	F-2
AMI-1504	SDA-16	AMI-3031	F-1	AMI-3086	F-2
AMI-1505	SDA-16	AMI-3032	F-1	AMI-3087	F-2
AMI-1511	SDA-16	AMI-3033	F-1	AMI-3088	F-2
AMI-1513	SDA-13	AMI-3034	F-1	AMI-3089	F-2
AMI-1519	BFL-05	AMI-3035	F-1	AMI-3090	F-2
AMI-1520	BFL-05	AMI-3036	F-1	AMI-3091	F-2
AMI-1528	CA-01	AMI-3037	F-1	AMI-3092	F-2
AMI-1529	FL-02	AMI-3038	F-1	AMI-3093	F-2
AMI-1531	CA-17	AMI-3039	F-1	AMI-3094	F-2
AMI-1532	CA-16	AMI-3040	F-1	AMI-3095	F-2
AMI-1533	CS-15	AMI-3041	F-1	AMI-3096	F-2
AMI-1534	SDA-01	AMI-3042	F-1	AMI-3097	F-2
AMI-1548	FL-03	AMI-3043	F-1	AMI-3098	F-2
AMI-1567	SM-04	AMI-3044	F-1	AMI-3099	F-2
AMI-1570	CS-04	AMI-3045	F-1	AMI-3100	F-2
AMI-1573	SDA-06	AMI-3046	F-1	AMI-3101	F-2
AMI-1574	SDA-06	AMI-3047	F-1	AMI-3102	F-2
AMI-1575	SDA-06	AMI-3048	F-1	AMI-3103	F-2
AMI-1576	SDA-06	AMI-3049	F-1	AMI-3104	F-2
AMI-1577	CA-17	AMI-3050	F-1	AMI-3105	F-2
AMI-1578	CA-04	AMI-3051	F-1	AMI-3106	F-2
AMI-1579	CA-04	AMI-3052	F-1	AMI-3107	F-2
AMI-1580	CA-04	AMI-3053	F-1	AMI-3108	F-2
AMI-1581	CA-04	AMI-3054	F-1	AMI-3109	F-2
AMI-1617	CA-16	AMI-3055	F-1	AMI-3110	F-2
AMI-3000	F-1	AMI-3056	F-1	AMI-3111	F-2
AMI-3001	F-1	AMI-3057	F-1	AMI-3112	F-2
AMI-3002	F-1	AMI-3058	F-1	AMI-3113	F-2
AMI-3003	F-1	AMI-3059	F-1	AMI-3114	F-2
AMI-3004	F-1	AMI-3060	F-1	AMI-3115	F-2
AMI-3005	F-1	AMI-3061	F-1	AMI-3116	F-2
AMI-3006	F-1	AMI-3062	F-1	AMI-3117	F-2
AMI-3007	F-1	AMI-3063	F-1	AMI-3118	F-2
AMI-3008	F-1	AMI-3064	F-1	AMI-3119	F-2
AMI-3009	F-1	AMI-3065	F-1	AMI-3120	F-2
AMI-3010	F-1	AMI-3066	F-1	AMI-3121	F-2
AMI-3011	F-1	AMI-3067	F-1	AMI-3122	F-3
AMI-3012	F-1	AMI-3068	F-1	AMI-3123	F-3
AMI-3013	F-1	AMI-3069	F-1	AMI-3124	F-3
AMI-3014	F-1	AMI-3070	F-1	AMI-3125	F-3
AMI-3015	F-1	AMI-3071	F-1	AMI-3126	F-3
AMI-3016	F-1	AMI-3072	F-1	AMI-3127	F-3
AMI-3017	F-1	AMI-3073	F-1	AMI-3128	F-3
AMI-3018	F-1	AMI-3074	F-1	AMI-3129	F-3
AMI-3019	F-1	AMI-3075	F-1	AMI-3130	F-3
AMI-3020	F-1	AMI-3076	F-1	AMI-3131	F-3
AMI-3021	F-1	AMI-3077	F-1	AMI-3132	F-3
AMI-3022	F-1	AMI-3078	F-2	AMI-3133	F-3
AMI-3023	F-1	AMI-3079	F-2	AMI-3134	F-3
AMI-3024	F-1	AMI-3080	F-2	AMI-3135	F-3
AMI-3025	F-1	AMI-3081	F-2	AMI-3136	F-3
AMI-3026	F-1	AMI-3082	F-2	AMI-3137	F-3
AMI-3027	F-1	AMI-3083	F-2	AMI-3138	F-3
AMI-3028	F-1	AMI-3084	F-2	AMI-3139	F-3
AMI-3029	F-1				



AMI-3140	F-3
AMI-3141	F-3
AMI-3142	F-3
AMI-3143	F-3
AMI-3144	F-3
AMI-3145	F-3
AMI-3146	F-3
AMI-3147	F-3
AMI-3148	F-3
AMI-3149	F-3
AMI-3150	F-3
AMI-3151	F-3
AMI-3152	F-3
AMI-3153	F-3
AMI-3154	F-3
AMI-3155	F-3
AMI-3156	F-3
AMI-3157	F-3
AMI-3158	F-3
AMI-3159	F-3
AMI-3160	F-3
AMI-3161	F-3
AMI-3162LG	F-3
AMI-3163LG	F-3
AMI-3164LG	F-3
AMI-3165LG	F-3
AMI-3166	F-3
AMI-3167	F-3
AMI-3168	F-3
AMI-3169	F-3
AMI-3170	F-3
AMI-3171	F-3
AMI-3172	F-3
AMI-3173	F-3
AMI-3174	F-3
AMI-3175	F-3
AMI-3176	F-3
AMI-3177	F-3
AMI-3178	F-3
AMI-3179	F-3
AMI-3180	F-3
AMI-3181	F-3
AMI-3182	F-3
AMI-3183	F-3
AMI-3184	F-3
AMI-3185	F-3
AMI-3186	F-3
AMI-3187	F-3
AMI-3188	F-3
AMI-3189	F-3
AMI-3190	F-3
AMI-3191	F-3
AMI-3192	F-3
AMI-3193	F-3
AMI-3194	F-3

AMI-3195	F-3
AMI-3196	F-3
AMI-3197	F-3
AMI-3198	F-3
AMI-3199	F-3
AMI-3200	F-3
AMI-3201	F-3
AMI-3202	F-3
AMI-3203	F-3
AMI-3204	F-3
AMI-3205	F-3
AMI-3206	F-3
AMI-3207	F-3
AMI-3208	F-3
AMI-3209	F-3
AMI-3210	F-3
AMI-3211	F-3
AMI-3212	F-4
AMI-3213	F-4
AMI-3214	F-4
AMI-3215	F-4
AMI-3216	F-4
AMI-3217	F-4
AMI-3218	F-4
AMI-3219	F-4
AMI-3220	F-4
AMI-3221	F-4
AMI-3222	F-4
AMI-3223	F-4
AMI-3224	F-4
AMI-3225	F-4
AMI-3226	F-4
AMI-3227	F-4
AMI-3228	F-4
AMI-3229	F-4
AMI-3230	F-4
AMI-3231	F-4
AMI-3232	F-4
AMI-3233	F-4
AMI-3234	F-4
AMI-3235	F-4
AMI-3236	F-4
AMI-3237	F-4
AMI-3238	F-4
AMI-3239	F-4
AMI-3240	F-4
AMI-3241	F-4
AMI-3242	F-4
AMI-3243	F-4
AMI-3244	F-4
AMI-3245	F-4
AMI-3246	F-4
AMI-3247	F-4
AMI-3248	F-4
AMI-3249	F-4

AMI-3250	F-4
AMI-3251	F-4
AMI-3252	F-4
AMI-3253	F-4
AMI-3254	F-4
AMI-3255	F-4
AMI-3256	F-4
AMI-3257	F-4
AMI-3258	F-4
AMI-3259	F-4
AMI-3260	F-4
AMI-3261	F-4
AMI-3262	F-4
AMI-3263	F-4
AMI-3264	F-4
AMI-3265	F-4
AMI-3266	F-4
AMI-3267	F-4
AMI-3268	F-4
AMI-3269	F-4
AMI-3270	F-4
AMI-3271	F-4
AMI-3272	F-4
AMI-3273	F-4
AMI-3274	F-5
AMI-3275	F-5
AMI-3276	F-5
AMI-3277	F-5
AMI-3278	F-5
AMI-3279	F-5
AMI-3280	F-5
AMI-3281	F-5
AMI-3282	F-5
AMI-3283	F-5
AMI-3284	F-5
AMI-3285	F-5
AMI-3286	F-5
AMI-3287	F-5
AMI-3288	F-5
AMI-3289	F-5
AMI-3290	F-5
AMI-3291	F-5
AMI-3292	F-5
AMI-3293	F-5
AMI-3294	F-5
AMI-3295	F-5
AMI-3296	F-5
AMI-3297	F-5
AMI-3298	F-5
AMI-3299	F-5
AMI-3300	F-5
AMI-3301	F-5
AMI-3302	F-5
AMI-3303	F-5
AMI-3304	F-5



AMI-3305	F-5	AMI-3360	F-6	AMI-3415	F-7
AMI-3306	F-5	AMI-3361	F-6	AMI-3416	F-7
AMI-3307	F-5	AMI-3362	F-6	AMI-3417	F-7
AMI-3308	F-5	AMI-3363	F-6	AMI-3418	F-7
AMI-3309	F-5	AMI-3364	F-6	AMI-3419	F-7
AMI-3310	F-6	AMI-3365	F-6	AMI-3420	F-7
AMI-3311	F-6	AMI-3366	F-6	AMI-3421	F-7
AMI-3312	F-6	AMI-3367	F-6	AMI-3422	F-7
AMI-3313	F-6	AMI-3368	F-6	AMI-3423	F-7
AMI-3314	F-6	AMI-3369	F-6	AMI-3424	F-7
AMI-3315	F-6	AMI-3370	F-6	AMI-3425	F-7
AMI-3316	F-6	AMI-3371	F-6	AMI-3426	F-7
AMI-3317	F-6	AMI-3372	F-6	AMI-3427	F-7
AMI-3318	F-6	AMI-3373	F-6	AMI-3428	F-7
AMI-3319	F-6	AMI-3374	F-6	AMI-3429	F-7
AMI-3320	F-6	AMI-3375	F-6	AMI-3430	F-7
AMI-3321	F-6	AMI-3376	F-6	AMI-3431	F-7
AMI-3322	F-6	AMI-3377	F-6	AMI-3432	F-7
AMI-3323	F-6	AMI-3378	F-6	AMI-3433	F-7
AMI-3324	F-6	AMI-3379	F-6	AMI-3434	F-7
AMI-3325	F-6	AMI-3380	F-6	AMI-3435	F-7
AMI-3326	F-6	AMI-3381	F-6	AMI-3436	F-7
AMI-3327	F-6	AMI-3382	F-6	AMI-3437	F-7
AMI-3328	F-6	AMI-3383	F-6	AMI-3438	F-7
AMI-3329	F-6	AMI-3384	F-6	AMI-3439	F-7
AMI-3330	F-6	AMI-3385	F-6	AMI-3440	F-7
AMI-3331	F-6	AMI-3386	F-6	AMI-3441	F-7
AMI-3332	F-6	AMI-3387	F-6	AMI-3442	F-7
AMI-3333	F-6	AMI-3388	F-6	AMI-3443	F-7
AMI-3334	F-6	AMI-3389	F-6	AMI-3444	F-7
AMI-3335	F-6	AMI-3390	F-6	AMI-3445	F-7
AMI-3336	F-6	AMI-3391	F-6	AMI-3446	F-7
AMI-3337	F-6	AMI-3392	F-6	AMI-3447	F-7
AMI-3338	F-6	AMI-3393	F-6	AMI-3448	F-7
AMI-3339	F-6	AMI-3394	F-6	AMI-3449	F-7
AMI-3340	F-6	AMI-3395	F-6	AMI-3450	F-7
AMI-3341	F-6	AMI-3396	F-6	AMI-3451	F-7
AMI-3342	F-6	AMI-3397	F-6	AMI-3452	F-7
AMI-3343	F-6	AMI-3398	F-6	AMI-3453	F-7
AMI-3344	F-6	AMI-3399	F-6	AMI-3454	F-7
AMI-3345	F-6	AMI-3400	F-6	AMI-3455	F-7
AMI-3346	F-6	AMI-3401	F-6	AMI-3456	F-7
AMI-3347	F-6	AMI-3402	F-6	AMI-3457	F-7
AMI-3348	F-6	AMI-3403	F-6	AMI-3458	F-7
AMI-3349	F-6	AMI-3404	F-6	AMI-3459	F-7
AMI-3350	F-6	AMI-3405	F-6	AMI-3460	F-7
AMI-3351	F-6	AMI-3406	F-6	AMI-3461	F-7
AMI-3352	F-6	AMI-3407	F-6	AMI-3462	F-7
AMI-3353	F-6	AMI-3408	F-7	AMI-3463	F-7
AMI-3354	F-6	AMI-3409	F-7	AMI-3464	F-7
AMI-3355	F-6	AMI-3410	F-7	AMI-3465	F-7
AMI-3356	F-6	AMI-3411	F-7	AMI-3466	F-7
AMI-3357	F-6	AMI-3412	F-7	AMI-3467	F-7
AMI-3358	F-6	AMI-3413	F-7	AMI-3468	F-7
AMI-3359	F-6	AMI-3414	F-7	AMI-3469	F-7



AMI-3470 F-7
 AMI-3471 F-7
 AMI-3472 F-7
 AMI-3473 F-7
 AMI-3474 F-7

AMI-3475 F-7
 AMI-3476 F-7
 AMI-3477 F-7
 AMI-3478 F-7
 AMI-3479 F-7

AMI-3480 F-7
 AMI-3481 F-7
 AMI-3482 F-7
 AMI-3483 F-7
 AMI-3484 F-7

AMI-3485 F-7
 AMI-3486 F-7
 AMI-3487 F-7
 AMI-3488 F-7
 AMI-3489 F-7

AMI-3490 F-7
 AMI-3491 F-7
 AMI-3492LG F-7
 AMI-3493LG F-7
 AMI-3494LG F-7

AMI-3495LG F-7
 AMI-3496 F-7
 AMI-3497 F-7
 AMI-3498 F-7
 AMI-3499 F-7

AMI-3500 F-7
 AMI-3501 F-7
 AMI-3502 F-7
 AMI-3503 F-7
 AMI-3504 F-7

AMI-3505 F-7
 AMI-3506 F-7
 AMI-3507 F-7
 AMI-3508 F-7
 AMI-3509 F-7

AMI-3510 F-7
 AMI-3511 F-7
 AMI-3512 F-7
 AMI-3513 F-7
 AMI-3514 F-7

AMI-3515 F-7
 AMI-3516 F-7
 AMI-3517 F-7
 AMI-3518 F-7
 AMI-3519 F-7

AMI-3520 F-7
 AMI-3521 F-7
 AMI-3522 F-7
 AMI-3523 F-7
 AMI-3524 F-7

AMI-3525 F-7
 AMI-3526 F-7
 AMI-3527 F-7
 AMI-3528 F-7
 AMI-3529 F-7

AMI-3530 F-7
 AMI-3531 F-7
 AMI-3532 F-7
 AMI-3533 F-8
 AMI-3534 F-8

AMI-3535 F-8
 AMI-3536 F-8
 AMI-3537 F-8
 AMI-3538 F-8
 AMI-3539 F-8

AMI-3540 F-8
 AMI-3541 F-8
 AMI-3542 F-8
 AMI-3543 F-8
 AMI-3544 F-8

AMI-3545 F-8
 AMI-3546 F-8
 AMI-3547 F-8
 AMI-3548 F-8
 AMI-3549 F-8

AMI-3550 F-8
 AMI-3551 F-8
 AMI-3552 F-8
 AMI-3553 F-8
 AMI-3554 F-8

AMI-3555 F-8
 AMI-3556 F-8
 AMI-3557 F-8
 AMI-3558 F-8
 AMI-3559 F-8

AMI-3560 F-9
 AMI-3561 F-9
 AMI-3562 F-9
 AMI-3563 F-9
 AMI-3564 F-9

AMI-3565 F-9
 AMI-3566 F-9
 AMI-3567 F-9
 AMI-3568 F-9
 AMI-3569 F-9

AMI-3570 F-9
 AMI-3571 F-9
 AMI-3572 F-9
 AMI-3573 F-9
 AMI-3574 F-9

AMI-3575 F-9
 AMI-3576 F-9
 AMI-3577 F-9
 AMI-3578 F-9
 AMI-3579 F-9

AMI-3580 F-9
 AMI-3581 F-10
 AMI-3582 F-10
 AMI-3583 F-10
 AMI-3584 F-10

AMI-3585 F-10
 AMI-3586 F-10
 AMI-3587 F-10
 AMI-3588 F-10
 AMI-3589 F-10

AMI-3590 F-10
 AMI-3591 F-10
 AMI-3592 F-10
 AMI-3593 F-10
 AMI-3594 F-10

AMI-3595 F-10
 AMI-3596 F-10
 AMI-3597 F-10
 AMI-3598 F-10
 AMI-3599 F-10

AMI-3600 F-10
 AMI-3601 F-10
 AMI-3602 F-10
 AMI-3603 F-10
 AMI-3604 F-10

AMI-3605 F-10
 AMI-3606 F-10
 AMI-3607 F-10
 AMI-3608 F-10
 AMI-3609 F-10


AMI-3610 F-10
 AMI-3611 F-10
 AMI-3612 F-10
 AMI-3613 F-10
 AMI-3614 F-10

AMI-3615 F-10
 AMI-3616 F-10
 AMI-3617 F-10
 AMI-3618 F-10
 AMI-3619 F-10

AMI-3620 F-10
 AMI-3621 F-10
 AMI-3622 F-10
 AMI-3623 F-10
 AMI-3624 F-10

AMI-3625 F-10
 AMI-3626 F-10
 AMI-3627 F-10
 AMI-3628 F-10
 AMI-3629 F-10

AMI-3630 F-10
 AMI-3631 F-10
 AMI-3632 F-10
 AMI-3633 F-10
 AMI-3634 F-10



AMI-3635	F-10	AMI-3690	F-12	AMI-3745	F-12
AMI-3636	F-10	AMI-3691	F-12	AMI-3746	F-12
AMI-3637	F-10	AMI-3692	F-12	AMI-3747	F-12
AMI-3638	F-11	AMI-3693	F-12	AMI-3748	F-12
AMI-3639	F-11	AMI-3694	F-12	AMI-3749	F-12
AMI-3640	F-11	AMI-3695	F-12	AMI-3750	F-12
AMI-3641	F-11	AMI-3696	F-12	AMI-3751	F-12
AMI-3642	F-11	AMI-3697	F-12	AMI-3752	F-12
AMI-3643	F-11	AMI-3698	F-12	AMI-3753	F-12
AMI-3644	F-11	AMI-3699	F-12	AMI-3754	F-12
AMI-3645	F-11	AMI-3700	F-12	AMI-3755	F-12
AMI-3646	F-11	AMI-3701	F-12	AMI-3756	F-13
AMI-3647	F-11	AMI-3702	F-12	AMI-3757	F-13
AMI-3648	F-11	AMI-3703	F-12	AMI-3758	F-13
AMI-3649	F-11	AMI-3704	F-12	AMI-3759	F-13
AMI-3650	F-11	AMI-3705	F-12	AMI-3760	F-13
AMI-3651	F-11	AMI-3706	F-12	AMI-3761	F-13
AMI-3652	F-11	AMI-3707	F-12	AMI-3762	F-13
AMI-3653	F-11	AMI-3708	F-12	AMI-3763	F-13
AMI-3654	F-11	AMI-3709	F-12	AMI-3764	F-13
AMI-3655	F-11	AMI-3710	F-12	AMI-3765	F-13
AMI-3656	F-11	AMI-3711	F-12	AMI-3766	F-13
AMI-3657	F-11	AMI-3712	F-12	AMI-3767	F-13
AMI-3658	F-11	AMI-3713	F-12	AMI-3768	F-13
AMI-3659	F-11	AMI-3714	F-12	AMI-3769	F-13
AMI-3660	F-11	AMI-3715	F-12	AMI-3770	F-13
AMI-3661	F-11	AMI-3716	F-12	AMI-3771	F-13
AMI-3662	F-11	AMI-3717	F-12	AMI-3772	F-13
AMI-3663	F-11	AMI-3718	F-12	AMI-3773	F-13
AMI-3664	F-11	AMI-3719	F-12	AMI-3774	F-13
AMI-3665	F-11	AMI-3720	F-12	AMI-3775	F-13
AMI-3666	F-11	AMI-3721	F-12	AMI-3776	F-13
AMI-3667	F-11	AMI-3722	F-12	AMI-3777	F-13
AMI-3668	F-11	AMI-3723	F-12	AMI-3778	F-13
AMI-3669	F-11	AMI-3724	F-12	AMI-3779	F-13
AMI-3670	F-11	AMI-3725	F-12	AMI-3780	F-13
AMI-3671	F-11	AMI-3726	F-12	AMI-3781	F-13
AMI-3672	F-11	AMI-3727	F-12	AMI-3782	F-13
AMI-3673	F-11	AMI-3728	F-12	AMI-3783	F-13
AMI-3674	F-11	AMI-3729	F-12	AMI-3784	F-13
AMI-3675	F-11	AMI-3730	FG-05	AMI-3785	F-13
AMI-3676	F-11	AMI-3731	FG-05	AMI-3786	F-13
AMI-3677	F-11	AMI-3732	FG-05	AMI-3787	F-13
AMI-3678	F-11	AMI-3733	FG-05	AMI-3788	F-13
AMI-3679	F-11	AMI-3734	FG-05	AMI-3789	F-13
AMI-3680	F-11	AMI-3735	FG-05	AMI-3790	F-13
AMI-3681	F-11	AMI-3736	FG-05	AMI-3791	F-13
AMI-3682	F-11	AMI-3737	FG-06	AMI-3792	F-13
AMI-3683	F-11	AMI-3738	FG-06	AMI-3793	F-14
AMI-3684	F-11	AMI-3739	FG-06	AMI-3794	F-14
AMI-3685	F-11	AMI-3740	FG-06	AMI-3795	F-14
AMI-3686	F-11	AMI-3741	F-12	AMI-3796	F-14
AMI-3687	F-11	AMI-3742	F-12	AMI-3797	F-14
AMI-3688	F-11	AMI-3743	F-12	AMI-3798	F-14
AMI-3689	F-12	AMI-3744	F-12	AMI-3799	F-14



AMI-3800	F-14
AMI-3801	F-14
AMI-3802	F-14
AMI-3803	F-14
AMI-3804	F-14
AMI-3805	F-14
AMI-3806	F-14
AMI-3807	F-14
AMI-3808	F-14
AMI-3809	F-14
AMI-3810	F-14
AMI-3811	F-14
AMI-3812	F-14
AMI-3813	F-14
AMI-3814	F-14
AMI-3815	F-14
AMI-3816	F-14
AMI-3817	F-14
AMI-3818	F-14
AMI-3819	F-14
AMI-3820	F-14
AMI-3821	F-14
AMI-3822	F-14
AMI-3823	F-14
AMI-3824	F-14
AMI-3825	F-14
AMI-3826	F-14
AMI-3827	F-14
AMI-3828	F-14
AMI-3829	F-15
AMI-3830	F-15
AMI-3831	F-15
AMI-3832	F-15
AMI-3833	F-15
AMI-3834	F-15
AMI-3835	F-15
AMI-3836	F-15
AMI-3837	F-15
AMI-3838	F-15
AMI-3839	F-15
AMI-3840	F-15
AMI-3841	F-15
AMI-3842	F-15
AMI-3843	F-15
AMI-3844	F-15
AMI-3845	F-15
AMI-3846	F-15
AMI-3847	F-15
AMI-3848	F-15
AMI-3849	F-01
AMI-3850	F-01
AMI-3851	F-01
AMI-3852	F-01
AMI-3853	F-01
AMI-3854	F-01

AMI-3855	F-01
AMI-3856	F-01
AMI-3857	F-01
AMI-3858	F-01
AMI-3859	F-01
AMI-3860	F-01
AMI-3861	F-01
AMI-3862	F-01
AMI-3863	F-01
AMI-3864	F-01
AMI-3865	F-01
AMI-3866	F-01
AMI-3867	F-01
AMI-3868	F-01
AMI-3869	F-01
AMI-3870	F-01
AMI-3871	F-01
AMI-3872	F-01
AMI-3873	F-01
AMI-3874	F-01
AMI-3875	F-01
AMI-3876	F-01
AMI-3877	F-01
AMI-3878	F-01
AMI-3879	F-01
AMI-3880	F-01
AMI-3881	F-01
AMI-3882	F-01
AMI-3883	F-01
AMI-3884	F-01
AMI-3885	F-01
AMI-3886	F-01
AMI-3887	F-01
AMI-3888	F-01
AMI-3889	F-01
AMI-3890	F-01
AMI-3891	F-01
AMI-3892	F-01
AMI-3893	F-01
AMI-3894	F-01
AMI-3895	F-01
AMI-3896	F-01
AMI-3897	F-01
AMI-3898	F-01
AMI-3899	F-01
AMI-3900	F-01
AMI-3901	F-01
AMF-29	FG-06
AMF-513	FG-01
AMF-515	FG-01
AMF-518	FG-01
AMF-521	FG-01
AMF-618	FG-01
AMF-621	FG-01
AMF-624	FG-01

AMF-627	FG-01
AMF-630	FG-01
AMF-635	FG-01
AMF-645	FG-01
AMF-1014	FG-02
AMF-1015	FG-02
AMF-1016	FG-02
AMF-1018	FG-02
AMF-1021	FG-02
AMF-1024	FG-02
AMF-1112	FG-02
AMF-1115	FG-02
AMF-1118	FG-02
AMF-1124	FG-02
AMF-1130	FG-02
AMF-1609	FG-04
AMF-1612	FG-04
AMF-1614	FG-04
AMF-1616	FG-04
AMF-1618	FG-04
AMF-1712	FG-03
AMF-1713	FG-03
AMF-1715	FG-03
AMF-1718	FG-03
AMF-1812	FG-03
AMF-1813	FG-03
AMF-1815	FG-03
AMF-1816	FG-03
AMF-2130	FG-04
AMF-2136	FG-04
AMF-2140	FG-04
AMF-2148	FG-04
AMF-2236	FG-03
AMF-2242	FG-03
AMF-2248	FG-03
AMF-2254	FG-03
AMF-2260	FG-03
AMF-2272	FG-03
AMF-7110	FG-04
AMF-7113	FG-04
AMF-7115	FG-04
AMF-7117	FG-04
AMF-7119	FG-04
AMF-1120R	FG-05
AMF-112R	FG-05
AMF-1144R	FG-05
AMF-118R	FG-05
AMF-124R	FG-05
AMF-130R	FG-05
AMF-136R	FG-05
AMF-142R	FG-05
AMF-148R	FG-05
AMF-154R	FG-05
AMF-178R	FG-05
AMF-190R	FG-05



AMF-196R	FG-05
AMF-4120R	FG-05
AMF-412R	FG-05
AMF-4144R	FG-05
AMF-418R	FG-05
AMF-424R	FG-05

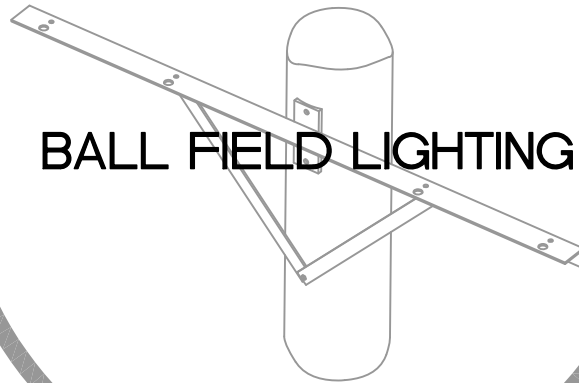
AMF-430R	FG-05
AMF-436R	FG-05
AMF-442R	FG-05
AMF-448R	FG-05
AMF-454R	FG-05
AMF-478R	FG-05

AMF-490R	FG-05
AMF-496R	FG-05
AMF-PS-18	FG-06
AMF-PS-36	FG-06
AMF-PS-48	FG-06
AMF-PS-66	FG-06

DIDN'T FIND WHAT YOU NEEDED?
WE CAN MANUFACTURE YOUR PRODUCT BASED ON YOUR SPECIFICATIONS AND/OR DESIGNS. CONTACT US FOR A QUOTE.

DIDN'T FIND THE RIGHT SIZE PARTS?
MANY OF OUR PRODUCT'S DIMENSIONS CAN BE MODIFIED TO FIT YOUR SPECIAL REQUIREMENTS. CONTACT US TO ORDER ANY SPECIALIZED / MODIFIED PRODUCT.

STEEL / ALUMINUM FABRICATION
FROM STEEL PLATFORMS, HANDRAILS, CONNECTORS AND BRACKETS, WE CAN FABRICATE WHAT YOUR PROJECT NEEDS BASED ON YOUR DESIGNS ..

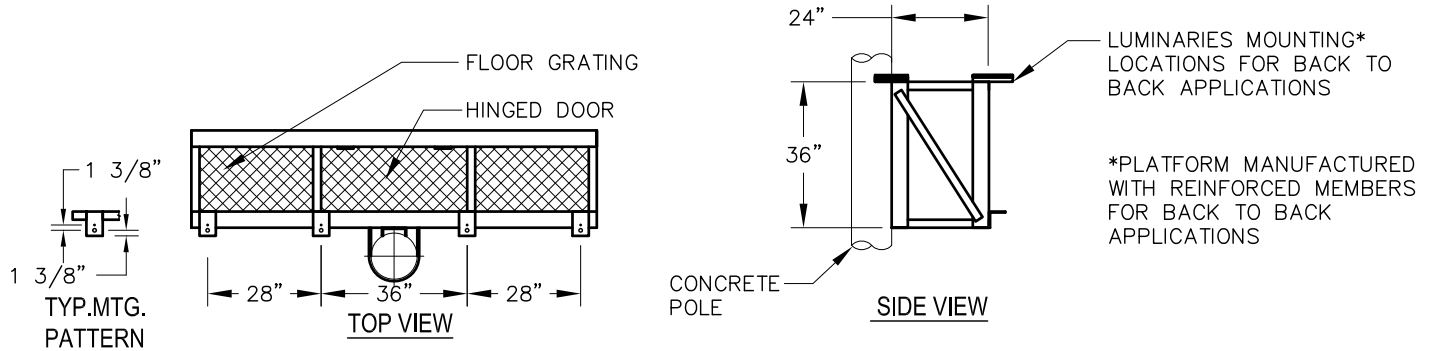


SECTION INDEX

PLATFORM MOUNTING	BFL-1	BACK TO BACK LIGHTING	BFL-4
POLE MOUNTING	BFL-2	4 FIXTURE TUBULAR ARM	BFL-5
STRUCTURAL STEEL CROSSARMS	BFL-3	5 FIXTURE TUBULAR ARM	BFL-5

PLATFORM MOUNTING

PLATFORMS ARE MANUFACTURED OF HOT DIPPED GALVANIZED STEEL, IF A SPECIAL FINISH OR COLOR IS REQUIRED IT MUST BE SPECIFICALLY REQUESTED. AS EACH LIGHTING MANUFACTURER HAS THEIR OWN FIXTURE MOUNTING CONFIGURATION, CARE MUST BE TAKEN TO ENSURE THE CORRECT MOUNTING PATTERN IS SPECIFIED. THIS WILL ENSURE COMPATIBILITY BETWEEN PLATFORM AND FIXTURE.



CONFIGURATIONS	PLATFORM CATALOG NUMBER	NUMBER OF FLOODLIGHTS	PLATFORM SIZE	
			WEIGHT (LBS)	E.P.A. (SQ.FT)
<p>72" 4 FIX</p>	AMI-909	4	300	8
	AMI-910	8 (4 FLOODLIGHTS BACK TO BACK)	400	8 1/2
<p>96" 4 FIX</p>	AMI-911	8	450	11
	AMI-912	16 (8 FLOODLIGHTS BACK TO BACK)	600	11 1/2
<p>156" 12 FIX</p>	AMI-913	12	600	18
	AMI-914	24 (12 FLOODLIGHTS BACK TO BACK)	750	19
<p>212" 16 FIX</p>	AMI-915	16	850	26
	AMI-916	32 (16 FLOODLIGHTS BACK TO BACK)	1000	27
<p>156" 18 FIX</p>	AMI-917	18	750	28

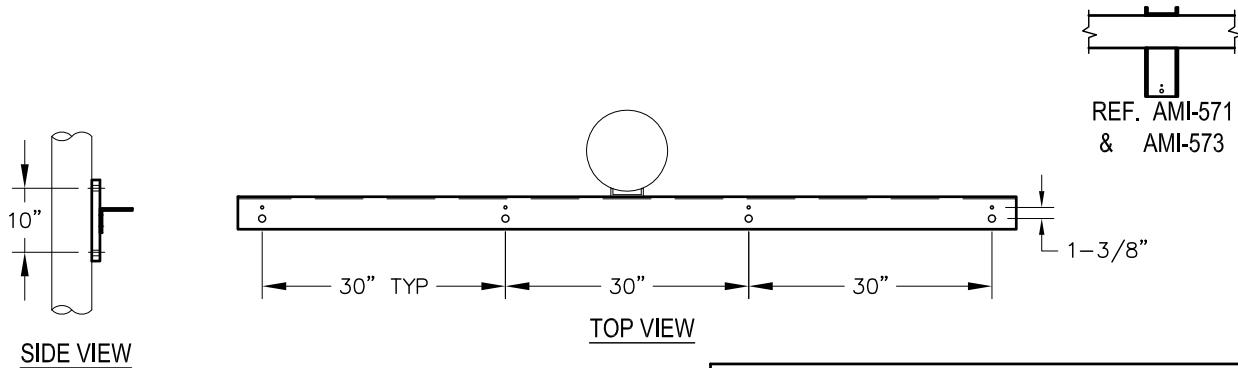
BALL FIELD LIGHTING

ACTION
MFG.
INC.

BFL-2

POLE MOUNTING

STEEL CROSSARMS FOR FLOODLIGHTS.



NOTE: CATALOG NUMBERS SHOWN ARE FOR GALVANIZED STEEL ARMS FOR ALUMINUM ARMS CONTACT US.

CONFIGURATIONS

CATALOG NUMBER

CROSS ARM SIZE

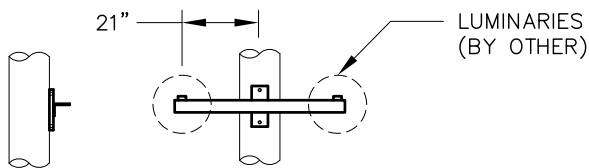
MAXIMUM INDIVIDUAL FLOODLIGHT SIZE

E.P.A. SQ.FT.

WEIGHT LBS.

E.P.A. SQ.FT.

WEIGHT LBS.



(2) FIXTURES

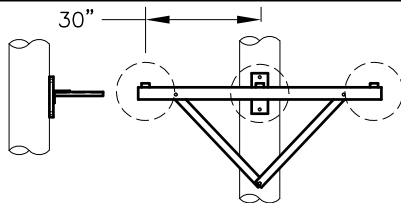
AMI-570

2.5

60

4.5

120



(3) FIXTURES

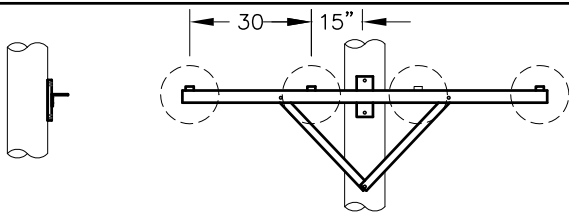
AMI-571

4.0

90

4.5

120



(4) FIXTURES

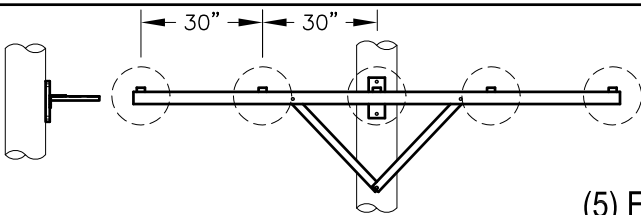
AMI-572

6.0

115

4.5

120



(5) FIXTURES

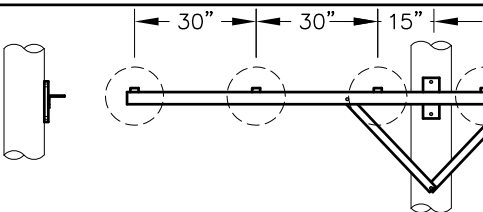
AMI-573

6.5

140

4.5

120



(6) FIXTURES

AMI-574

11.0

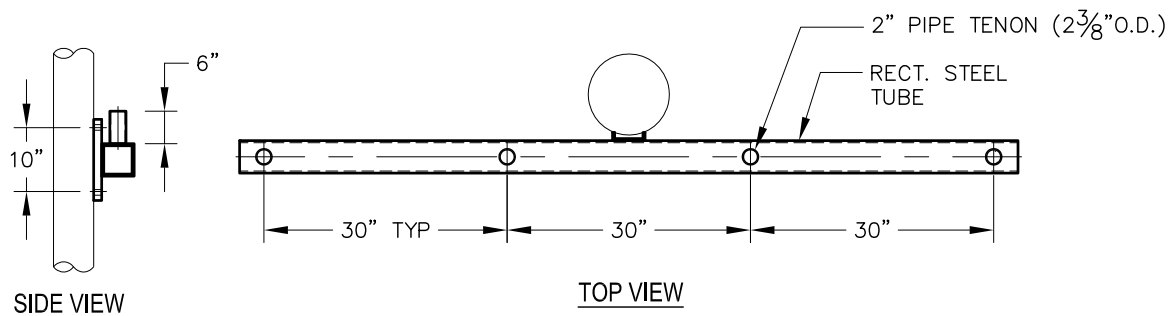
180

4.5

120

STRUCTURAL STEEL CROSSARMS

FOR FLOODLIGHT TENON DESIGN INCLOSED WIRING.

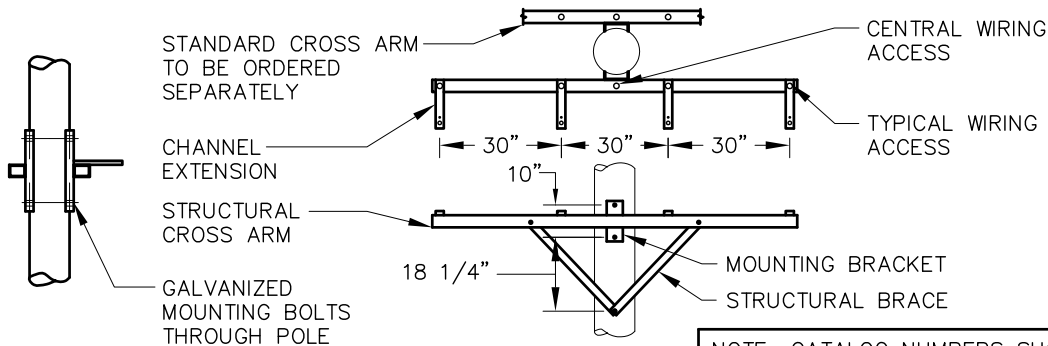


NOTE: CATALOG NUMBERS SHOWN ARE FOR GALVANIZED STEEL ARMS FOR ALUMINUM ARMS CONTACT US.

CONFIGURATIONS	CATALOG NUMBER	CROSS ARM SIZE		MAXIMUM INDIVIDUAL FLOODLIGHT SIZE	
		E.P.A. SQ.FT.	WEIGHT LBS.	E.P.A. SQ.FT.	WEIGHT LBS.
<p>(2) FIXTURES</p>	AMI-575	2.5	60	4.5	120
<p>(3) FIXTURES</p>	AMI-576	4.0	90	4.5	120
<p>(4) FIXTURES</p>	AMI-577	6.0	115	4.5	120
<p>(5) FIXTURES</p>	AMI-578	6.5	140	4.5	120
<p>(6) FIXTURES</p>	AMI-579	11.0	180	4.5	120

BACK TO BACK LIGHTING

WHEN MOUNTING CROSS ARMS BACK TO BACK, CARE MUST BE TAKEN TO ENSURE THE FLOODLIGHT BALLAST DO NOT TOUCH THE BALLASTS ON THE OPPOSITE CROSS ARM. ON OUR LARGER POLE TOP SIZES THIS IS GENERALLY NOT A PROBLEM, BUT ON THE SMALLER POLE TOP SIZES (4 3/4" & 6 1/2") IT MAY BE A CONCERN. IT IS OUR RECOMMENDATION WHEN CROSS ARMS ARE TO BE MOUNTED BACK TO BACK ONE OF THE CROSS ARMS SHOULD HAVE OFFSET MOUNTING POSITIONS AS DETAILED BELOW. THE OTHER CROSS ARM CAN BE A STANDARD TYPE.



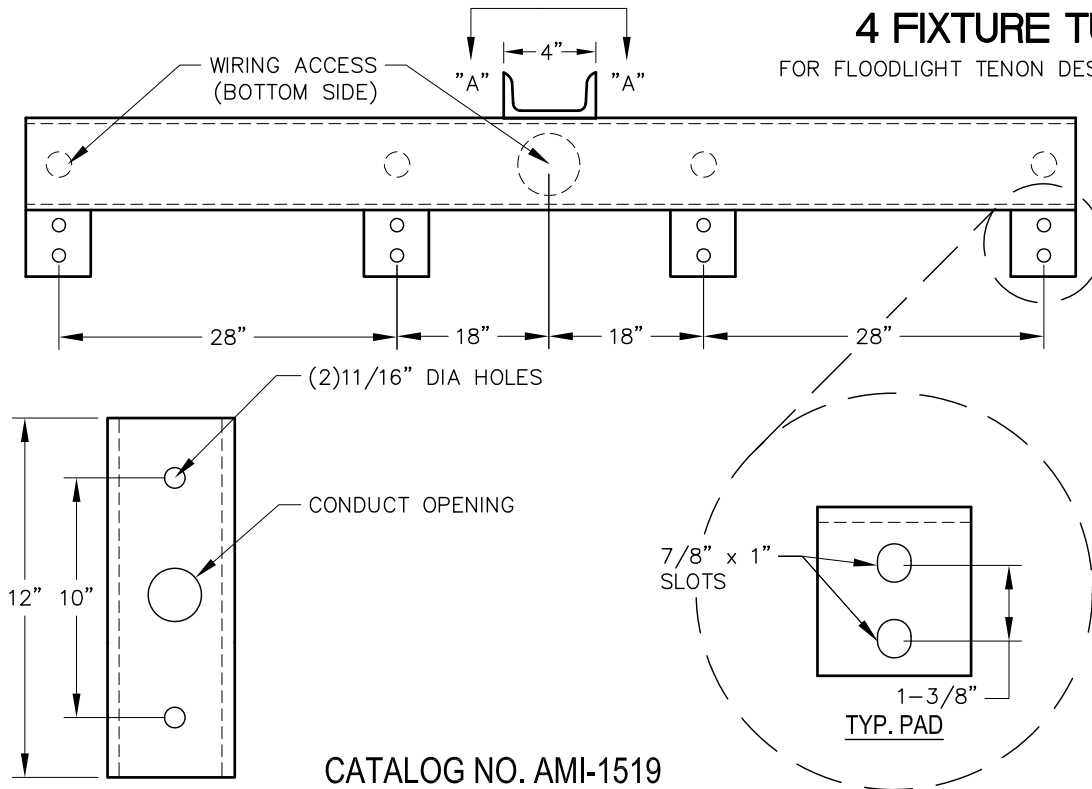
NOTE: CATALOG NUMBERS SHOWN ARE FOR GALVANIZED STEEL ARMS FOR ALUMINUM ARMS CONTACT US.

CONFIGURATIONS

CONFIGURATIONS	CATALOG NUMBER	CROSS ARM SIZE		MAXIMUM INDIVIDUAL FLOODLIGHT SIZE	
		E.P.A. SQ.FT.	WEIGHT LBS.	E.P.A. SQ.FT.	WEIGHT LBS.
<p>(2) FIXTURES</p>	AMI-580	2.5	60	4.5	120
<p>(3) FIXTURES</p>	AMI-581	4.0	90	4.5	120
<p>(4) FIXTURES</p>	AMI-582	6.0	115	4.5	120
<p>(5) FIXTURES</p>	AMI-583	6.5	140	4.5	120
<p>(6) FIXTURES</p>	AMI-584	11.0	180	4.5	120

4 FIXTURE TUBULAR ARM

FOR FLOODLIGHT TENON DESIGN INCLOSED WIRING.



CHANNEL BASE
VIEW "A - A"

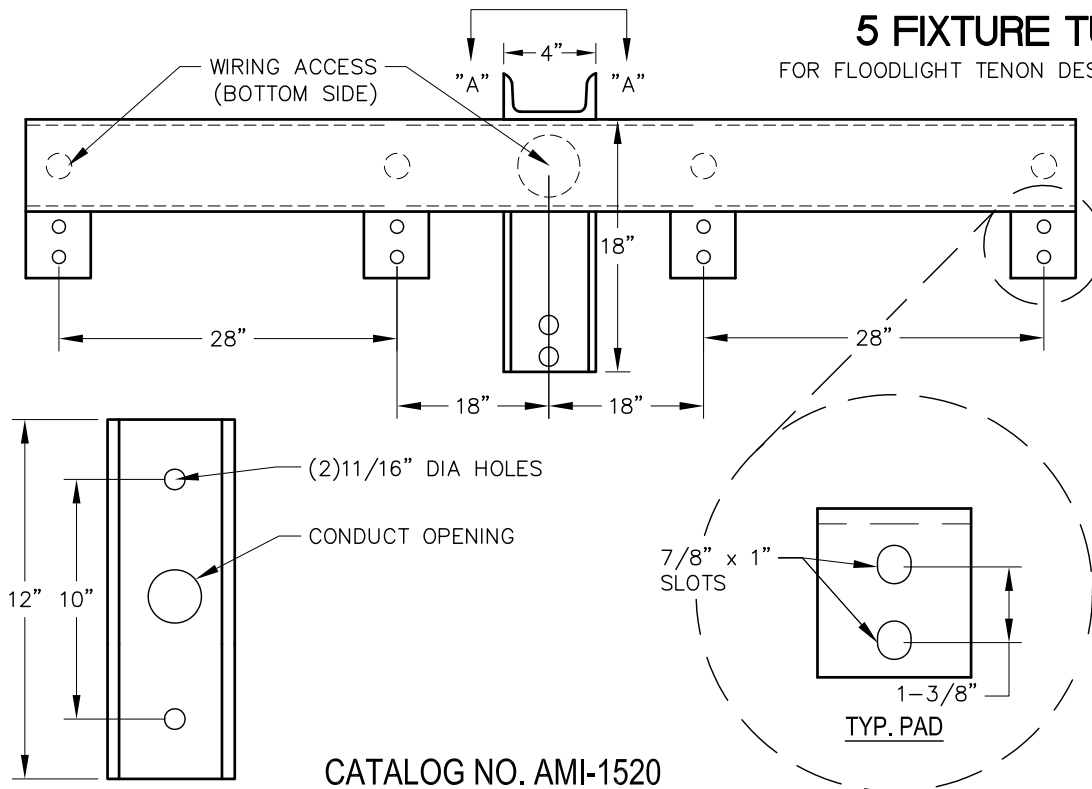
CATALOG NO. AMI-1519

SPECIFICATIONS:

1. HOT DIP GALVANIZED AS PER ASTM A-153 AFTER FABRICATION.
2. ALL JOINTS ARE TO BE SEAL WELDED.

5 FIXTURE TUBULAR ARM

FOR FLOODLIGHT TENON DESIGN INCLOSED WIRING.



CHANNEL BASE
VIEW "A - A"

CATALOG NO. AMI-1520

SPECIFICATIONS:

1. HOT DIP GALVANIZED AS PER ASTM A-153 AFTER FABRICATION.
2. ALL JOINTS ARE TO BE SEAL WELDED.



CUTOUT AND ARRESTER BRACKETS

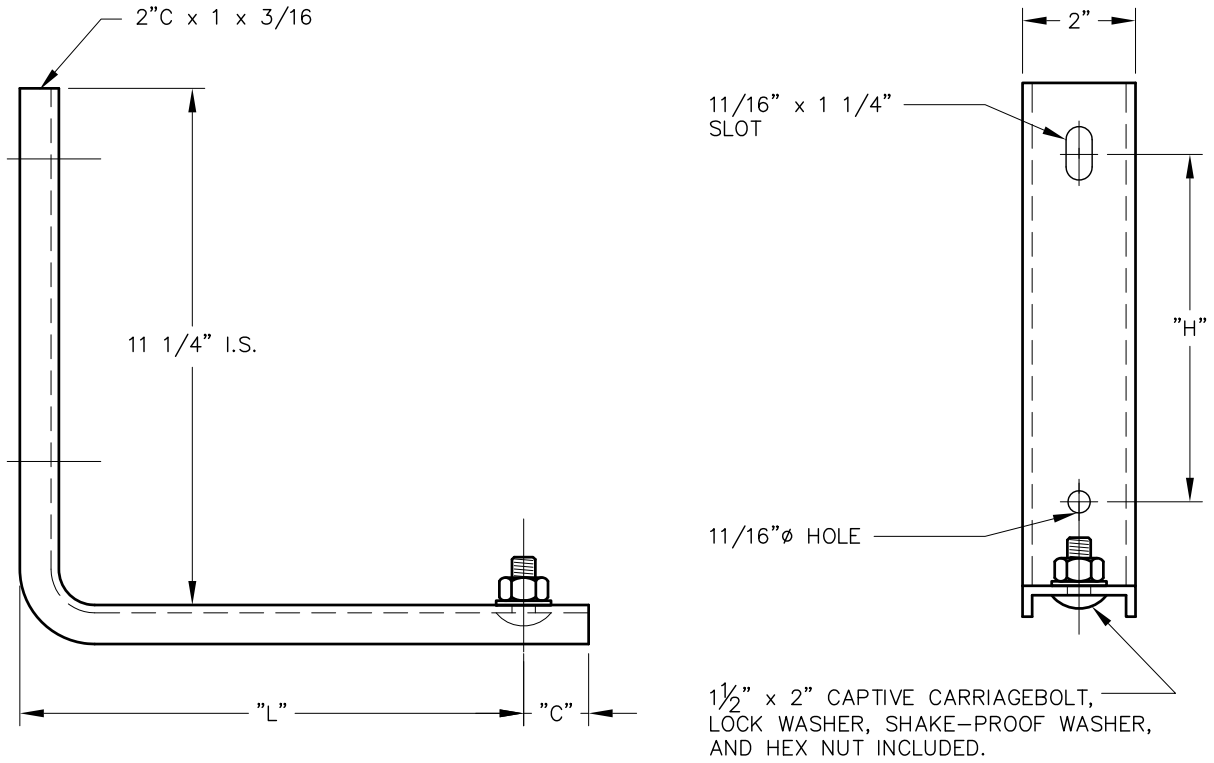
SECTION INDEX

SINGLE PHASE MOUNTS.....	CA-1	EQUIPMENT MOUNTING BRACKET.....	CA-10
SINGLE PHASE MOUNTS.....	CA-2	THREE PHASE BRACKETS.....	CA-11
SINGLE PHASE MOUNTS.....	CA-3	THREE PHASE BRACKET.....	CA-12
SINGLE PHASE MOUNTS.....	CA-4	POLE MOUNTED SINGLE PHASE BRACKET.....	CA-12
SINGLE PHASE MOUNTS.....	CA-5	SECONDARY RACK EXTENSION BRACKET.....	CA-13
SINGLE PHASE MOUNTS.....	CA-6	BACKSTRAP.....	CA-13
SINGLE PHASE MOUNTS.....	CA-7	CUTOUT AND ARRESTOR BRACKETS.....	CA-14
SINGLE PHASE MOUNT.....	CA-8	CROSSARM MOUNTS.....	CA-15
THREE PHASE TERMINATOR MOUNT.....	CA-8	CROSSARM MOUNTS.....	CA-16
MOUNTING STRAPS.....	CA-9	CROSSARM MOUNTS.....	CA-17
		TANK MOUNTED S.A. BRACKET.....	CA-18

CUTOUT AND ARRESTER BRACKETS

CA-1

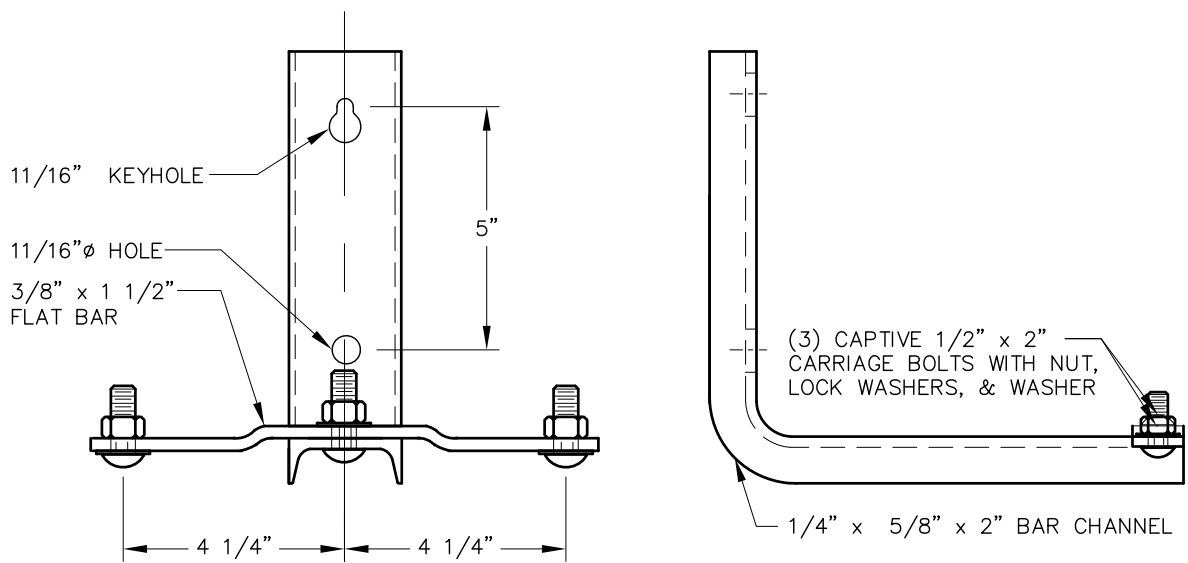
SINGLE PHASE MOUNT



CATALOG NUMBERS	DIMENSIONS IN (INCHES)		
	L	H	C
AMI-356	12"	8"	3/4"

SINGLE PHASE MOUNT

MOUNTS TWO PIECES OF EQUIPMENT



CATALOG NO: AMI-1528

SPECIFICATIONS:

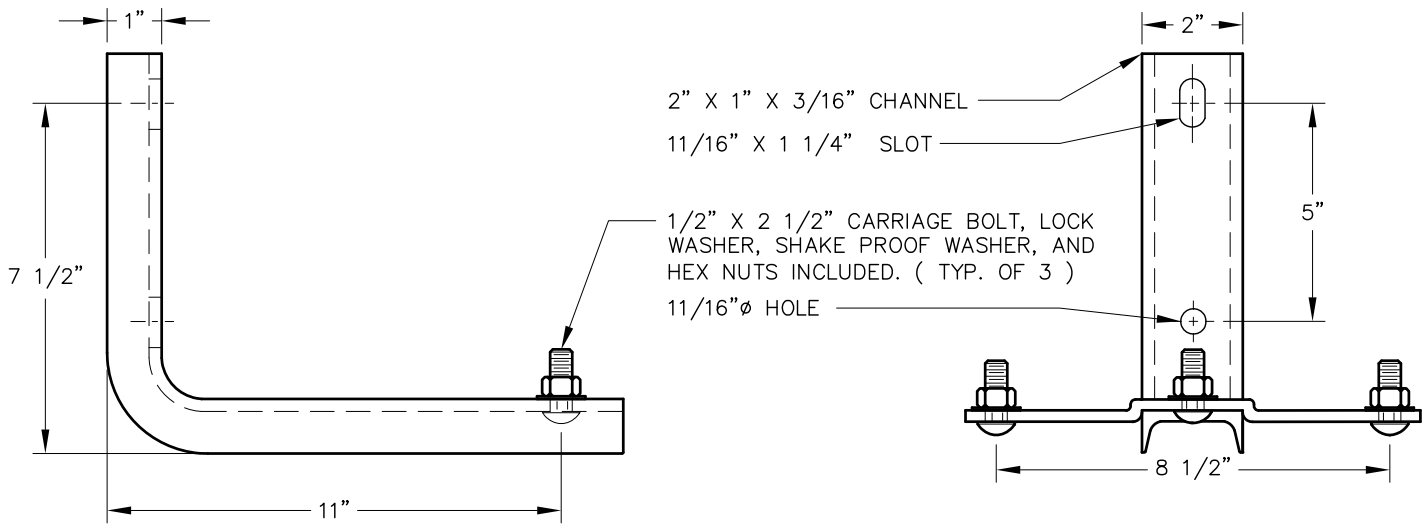
1. HOT DIP GALVANIZED.

CUTOUT AND ARRESTER BRACKETS

ACTION
MFG.
INC.

SINGLE PHASE MOUNT

CA-2

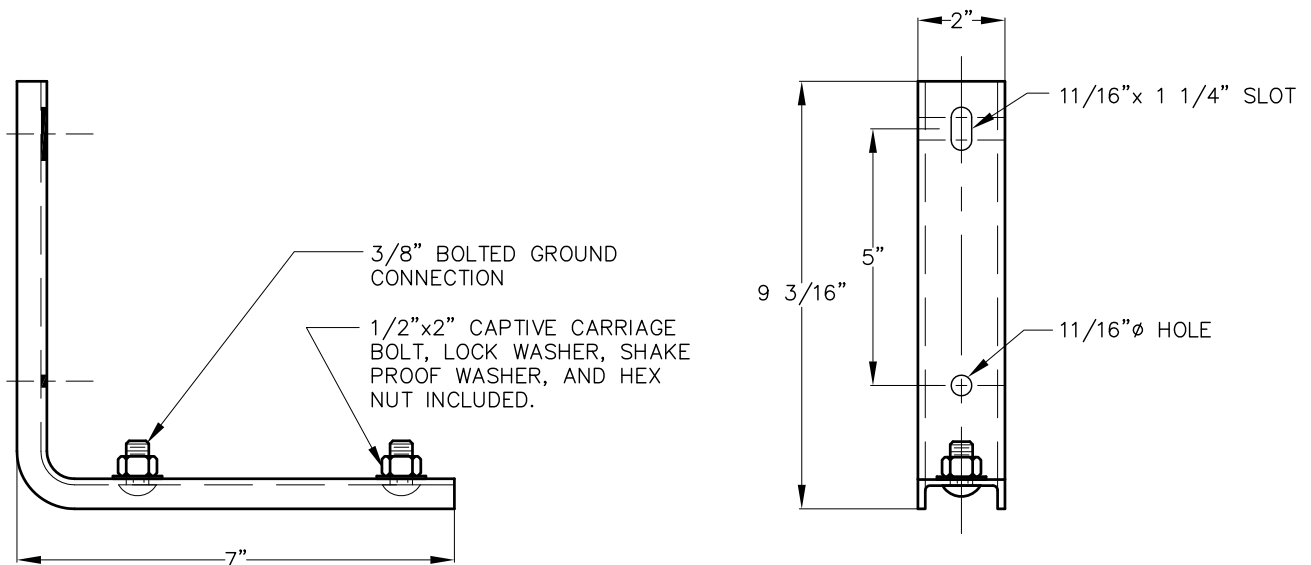


CATALOG NO. AMI-372

SPECIFICATIONS:

1. HOT DIP GALVANIZED.

SINGLE PHASE MOUNT



CATALOG NO: AMI-1041

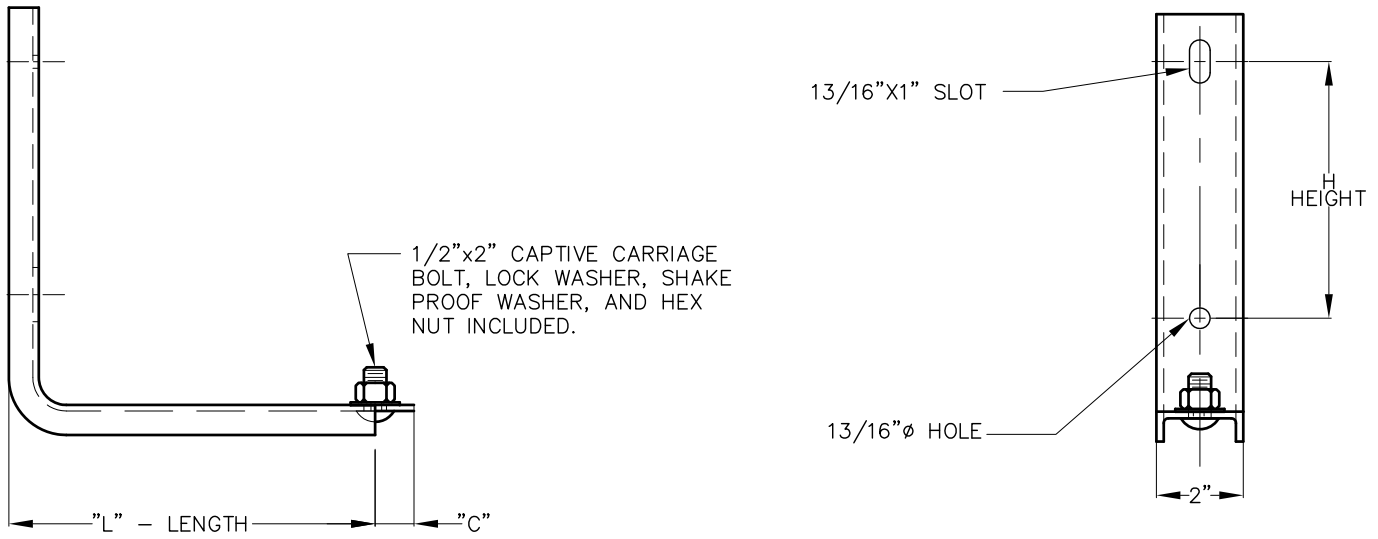
SPECIFICATIONS

1. MATERIAL: H.R. STEEL
2. FINISH: HOT DIPPED GALVANIZED

CUTOUT AND ARRESTER BRACKETS

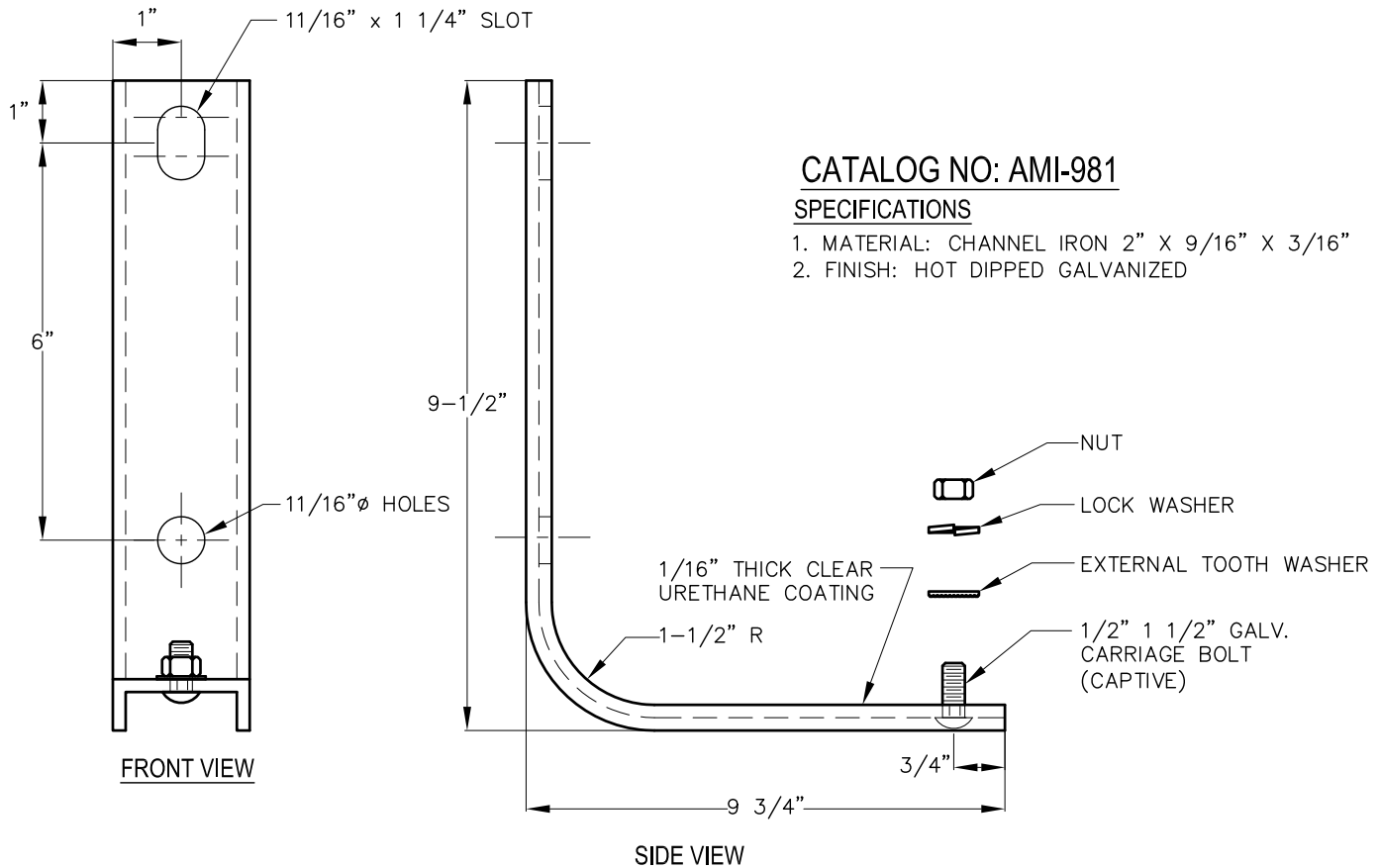
CA-3

SINGLE PHASE MOUNT FOR MOUNTING 23KVA & 35KVA SYSTEMS



CATALOG NUMBERS	DIMENSIONS IN (INCHES)		
	L	H	C
AMI-353	B	8"	3/4"
AMI-354	12-5/8"	8"	3/4"
AMI-355	B	10"	3/4"
AMI-356	12-5/8"	8"	1"

SINGLE PHASE MOUNT

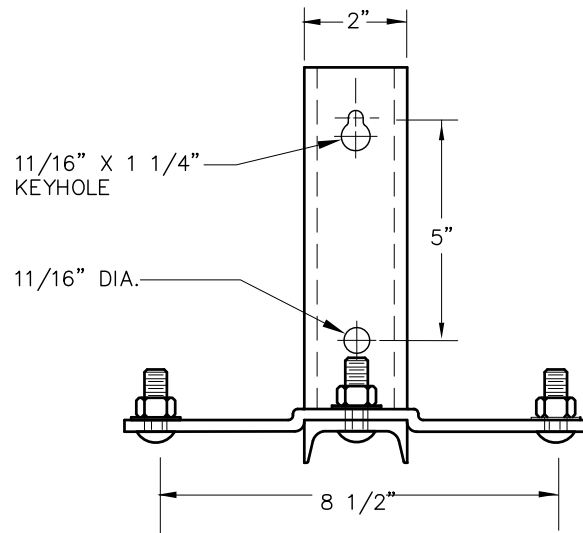
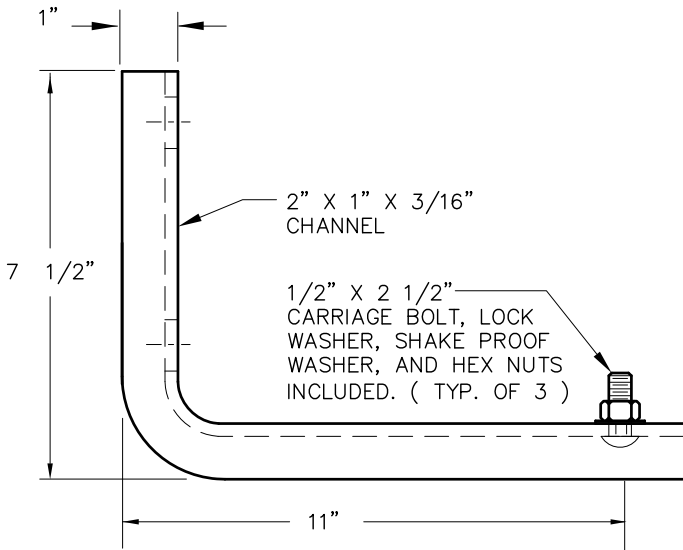


CUTOUT AND ARRESTER BRACKETS

ACTION
MFG.
INC.

SINGLE PHASE MOUNT

CA-4



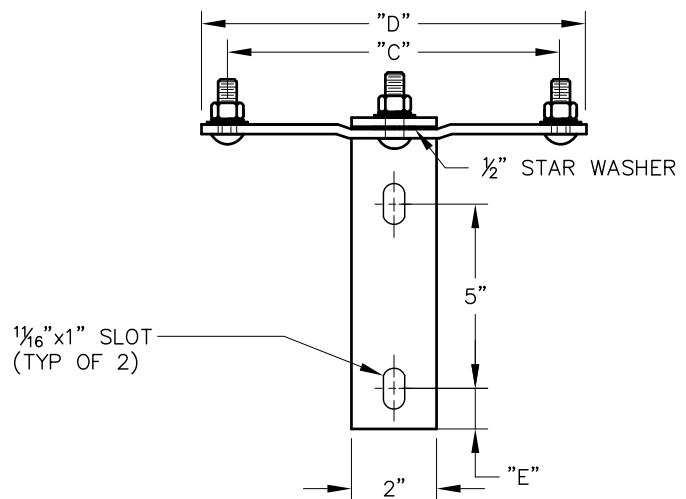
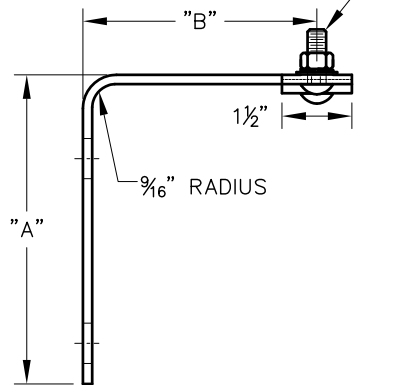
CATALOG NO: AMI-1141

SPECIFICATIONS

- HOT DIP GALVANIZED.

SINGLE PHASE MOUNT

1/2"x1 1/2" CARRIAGE BOLT, SPLIT LOCK WASHER, STAR WASHER AND HEX NUT (3 REQUIRED)



SPECIFICATIONS

MATERIAL:
BRACKET: ASTM-A-36 STEEL
HARDWARE: STEEL
FINISH: HOT-DIP GALV.

NOTE:
"L" BRACKET TO BE STAMP MARKED "AMI" BEFORE GALVANIZING.

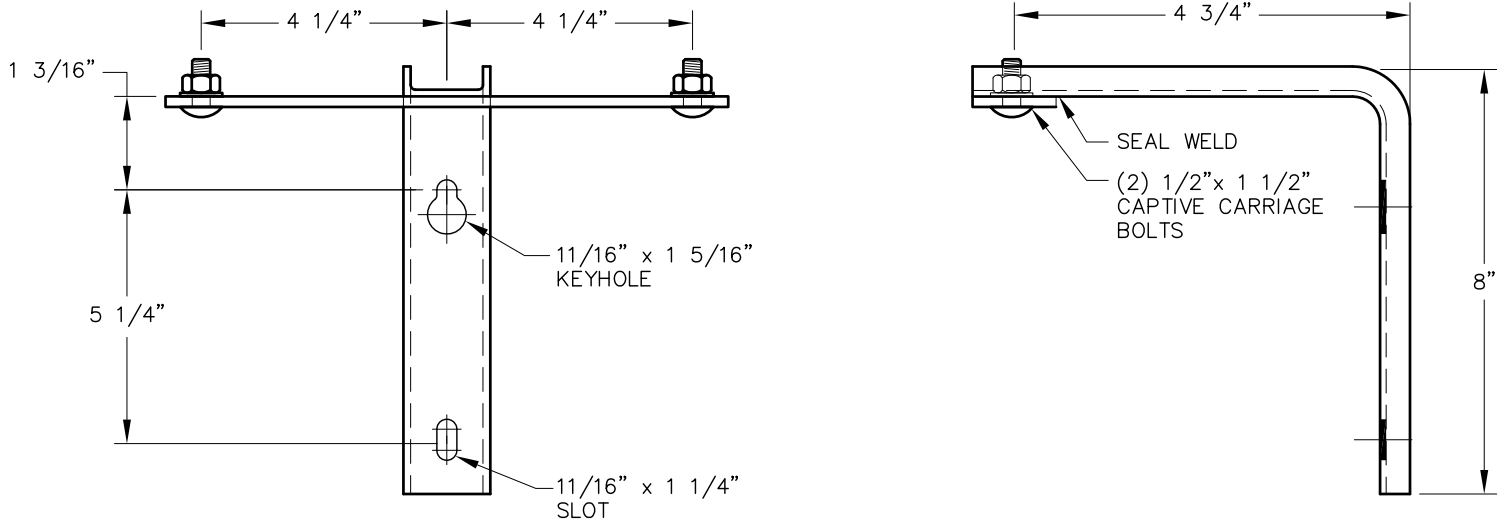
CATALOG NUMBERS	DIMENSIONS IN (INCHES)						
	CODE NUMBER	DESCRIPTION	"A"	"B"	"C"	"D"	"E"
AMI-1578	09-5029-7	15KV T-BRACKET	8"	5 1/2"	8 1/2"	10"	1"
AMI-1579	09-5039-7	15KV BAR	N/A	N/A	8 1/2"	10"	N/A
AMI-1580	09-5027-9	25KV T-BRACKET	10 1/2"	12"	12"	14"	3 1/2"
AMI-1581	N/A	25KV BAR	N/A	N/A	12"	14"	N/A

CUTOUT AND ARRESTER BRACKETS

CA-5

SINGLE PHASE MOUNT

CONSTRUCTED OF 3/16" x 9/16" x 2" CHANNEL AND 5/16" x 1 1/2" MOUNTING STRAP.

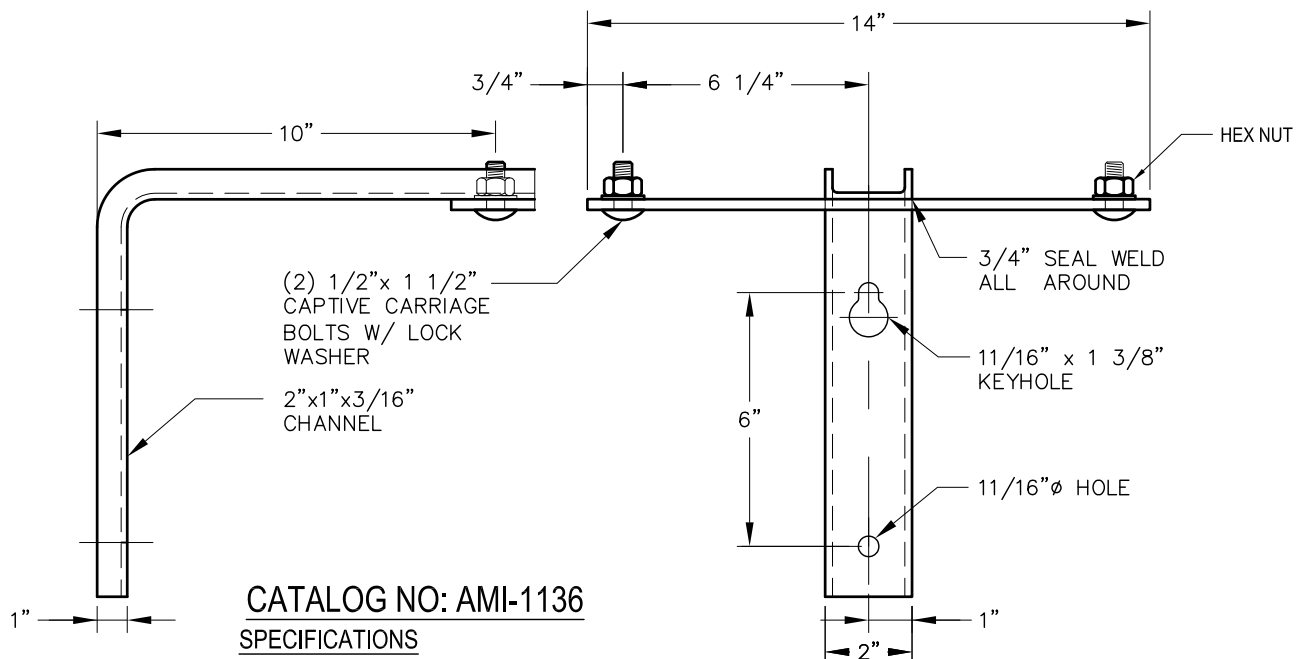


CATALOG NO: AMI-952

SPECIFICATIONS

1. MATERIAL: H.R. STEEL
2. FINISH: HOT DIPPED GALVANIZED

SINGLE PHASE MOUNT



CATALOG NO: AMI-1136

SPECIFICATIONS

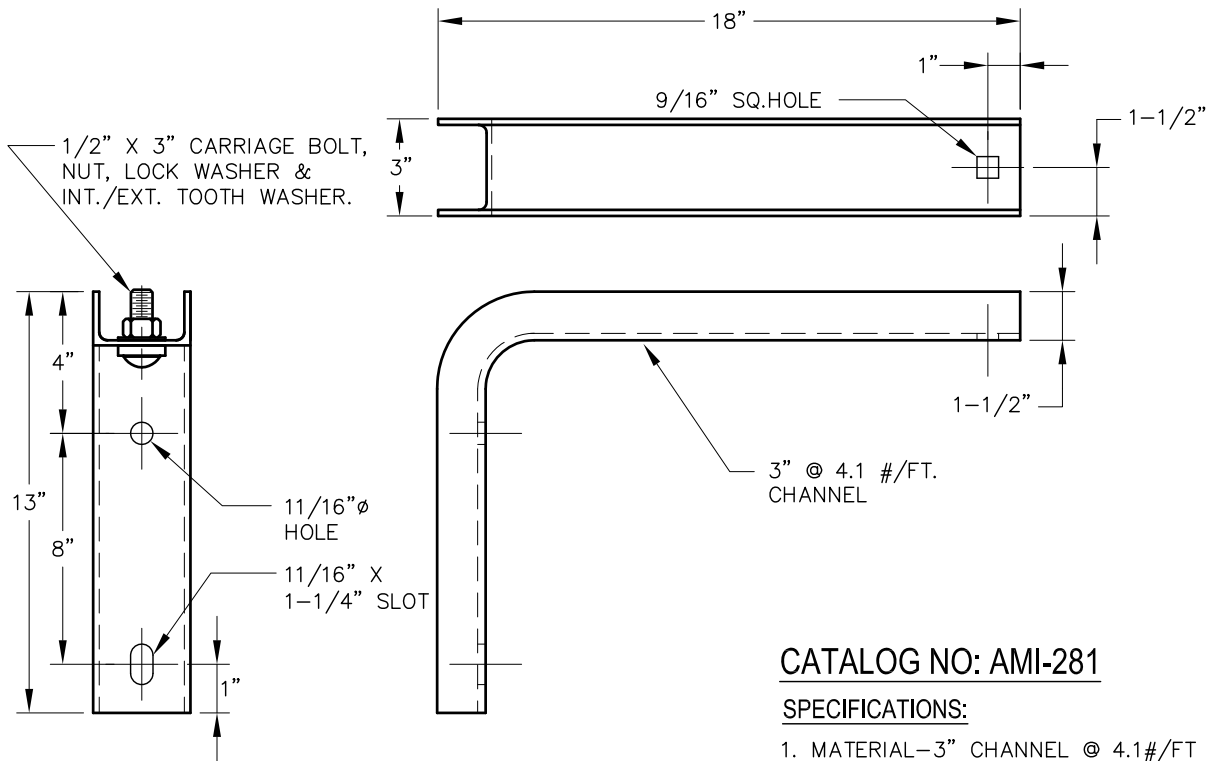
1. HARDWARE: 1/2" x 1 1/2" CAPTIVE CARRIAGE BOLT, SHAKE PROOF WASHER, LOCK WASHER & 1/2" HEX NUT. ALL GALVANIZING TO BE FURNISHED WITH ASSEMBLY
2. FINISH : HOT DIP GALVANIZED PER ASTM-A-153 AFTER FABRICATION

CUTOUT AND ARRESTER BRACKETS

ACTION
MFG.
INC.

SINGLE PHASE MOUNT

CA-6

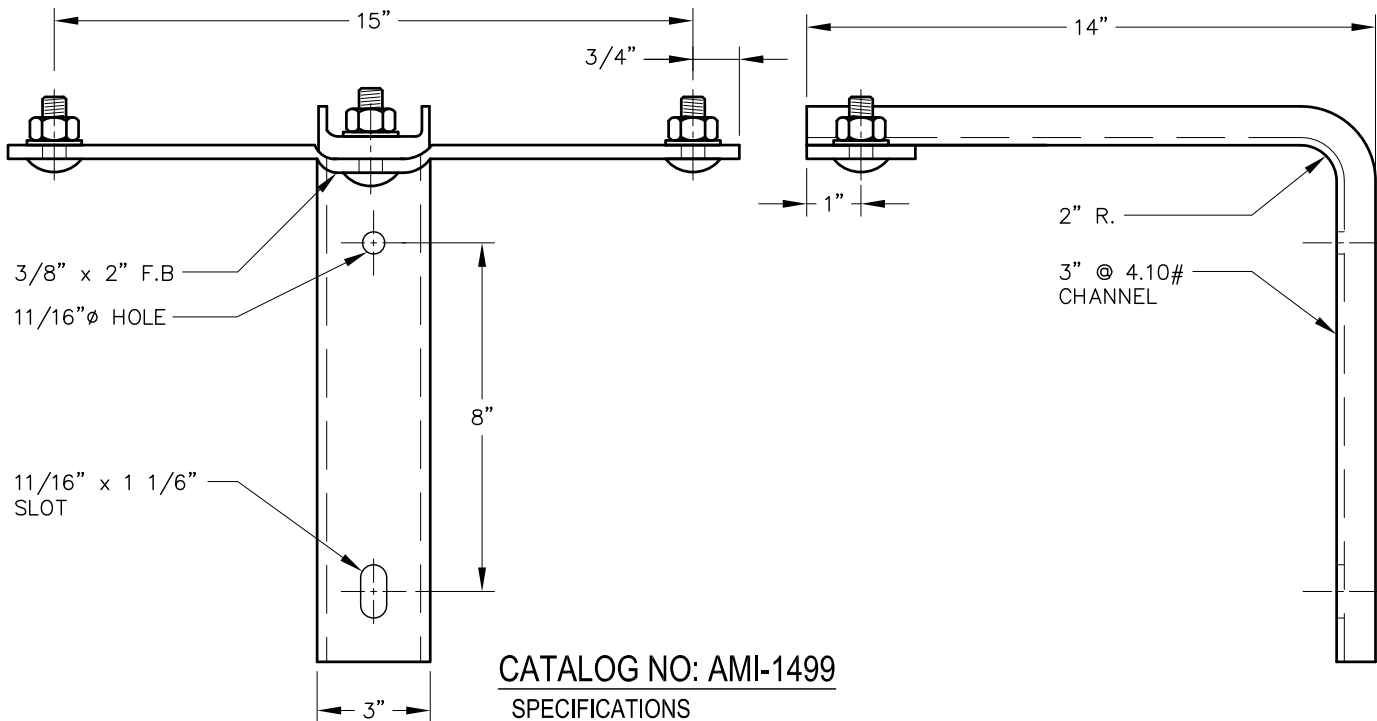


CATALOG NO: AMI-281

SPECIFICATIONS:

1. MATERIAL-3" CHANNEL @ 4.1#/FT
2. HOT DIP GALVANIZED

SINGLE PHASE MOUNT



CATALOG NO: AMI-1499

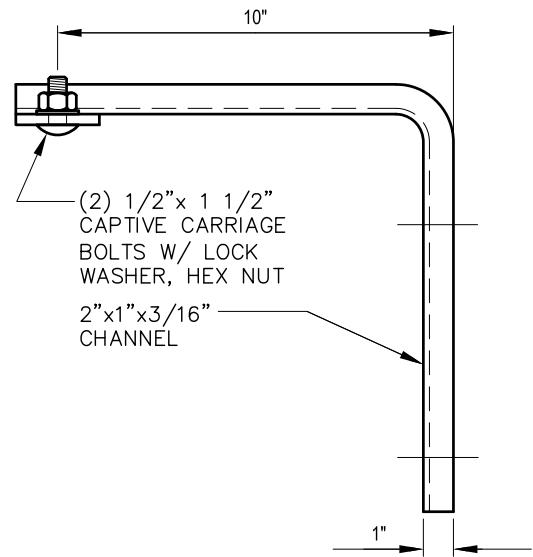
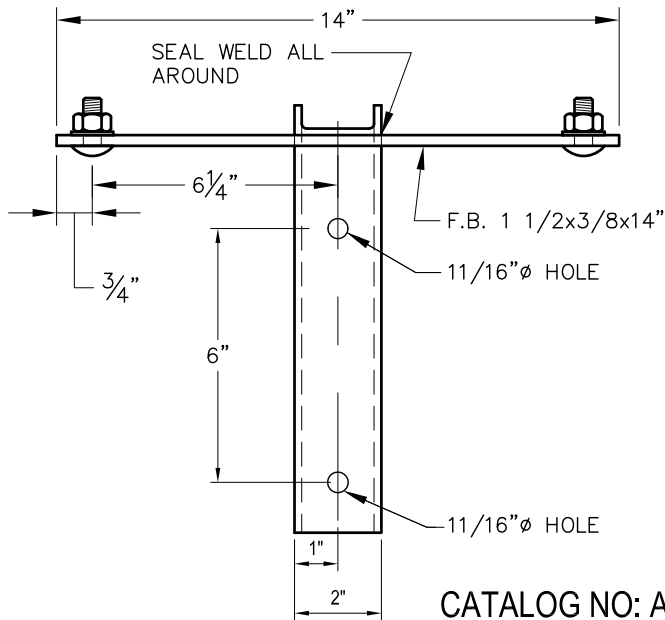
SPECIFICATIONS

1. MATERIAL: H.R. STEEL
2. FINISH: HOT DIPPED GALVANIZED
3. HARDWARE: (2) 1/2" x 2" CAPTIVE BOLTS, SHAKE PROOF WASHERS, LOCK WASHERS, AND HEX NUTS.

CUTOUT AND ARRESTER BRACKETS

CA-7

SINGLE PHASE MOUNT



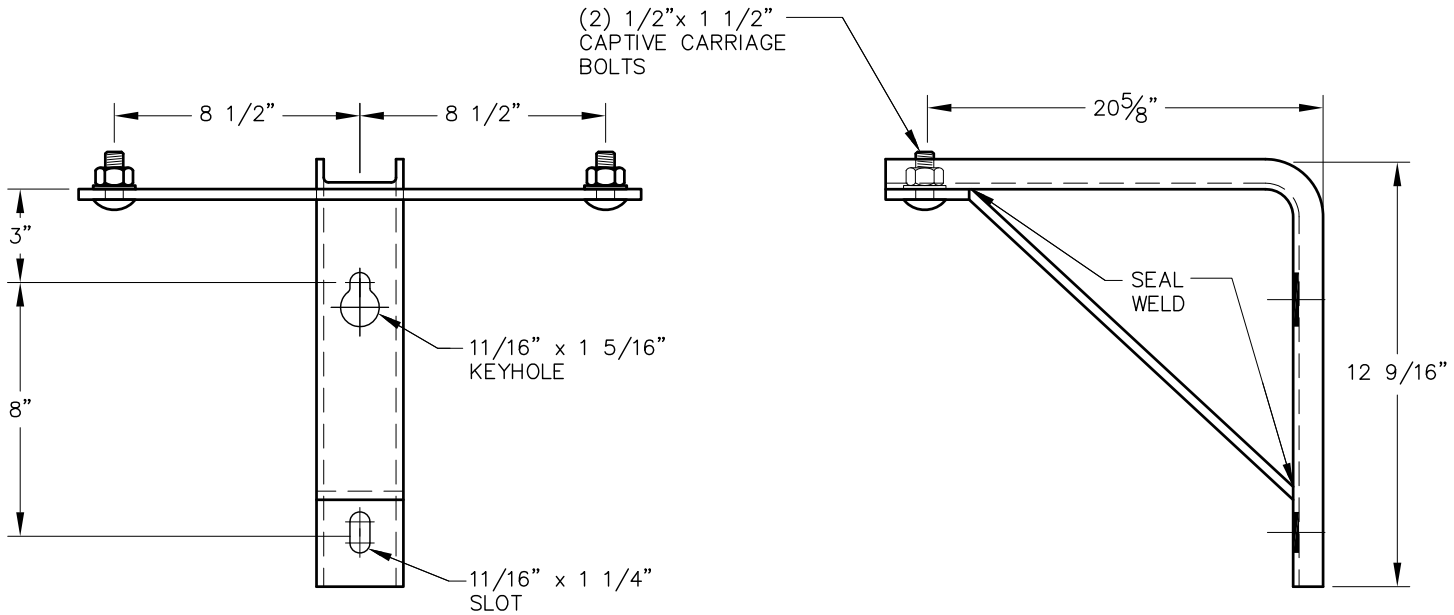
CATALOG NO: AMI-1153

SPECIFICATIONS

1. HARDWARE: 1/2" x 1 1/2" CAPTIVE CARRIAGE BOLT, SHAKE PROOF WASHER, LOCK WASHER & 1/2" HEX NUT. ALL GALVANIZING TO BE FURNISHED WITH ASSEMBLY
2. FINISH : HOT DIP GALVANIZED PER ASTM-A-153 AFTER FABRICATION

SINGLE PHASE MOUNT

CONSTRUCTED OF 3/16" x 9/16" x 2" CHANNEL AND 3/8" x 1 1/2" MOUNTING STRAP AND 1/4" x 2" BRACE



CATALOG NO: AMI-951

SPECIFICATIONS

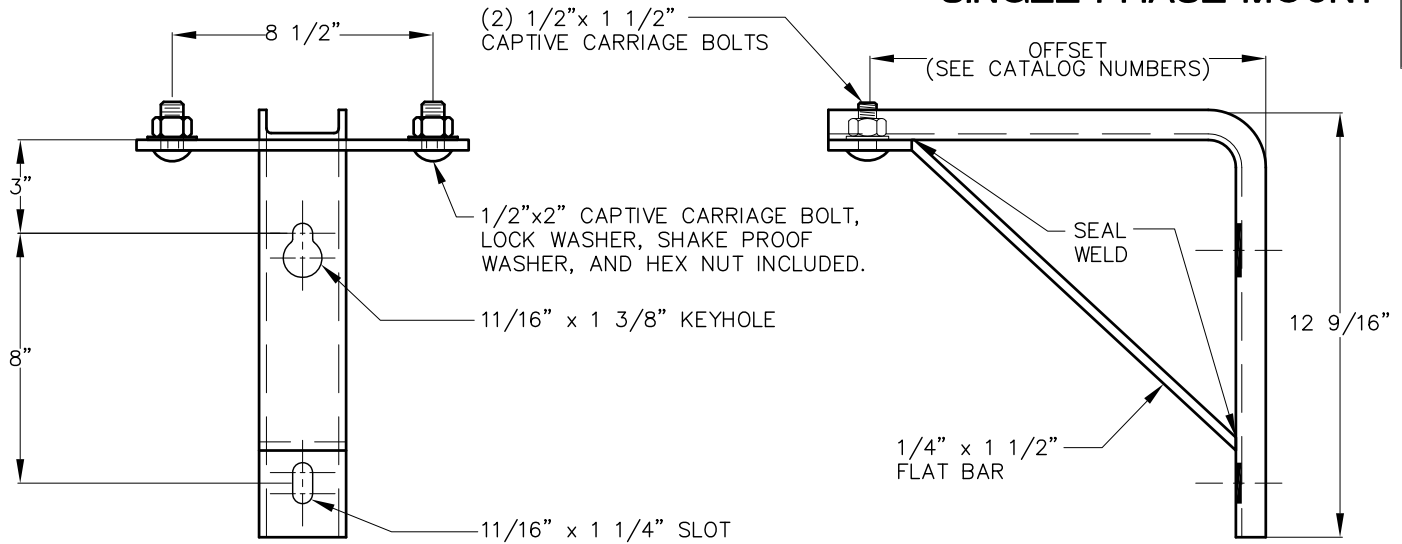
1. MATERIAL: H.R. STEEL
2. FINISH: HOT DIPPED GALVANIZED

CUTOUT AND ARRESTER BRACKETS

ACTION
MFG.
INC.

CA-8

SINGLE PHASE MOUNT



CATALOG NO: AMI-1042 (OFFSET=12")

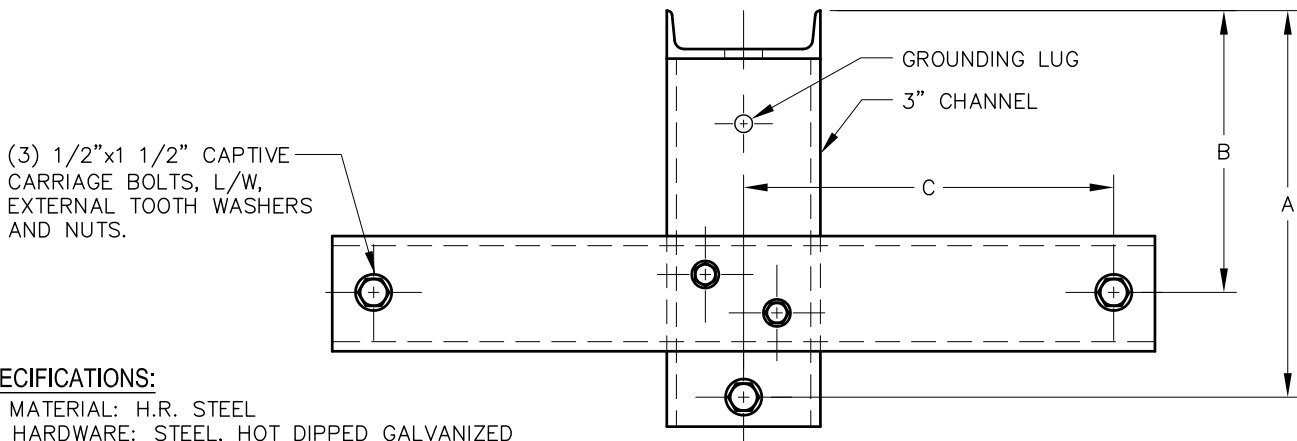
CATALOG NO: AMI-1043 (OFFSET=17 3/4")

CATALOG NO: AMI-1044 (OFFSET=15 1/2")

SPECIFICATIONS

1. MATERIAL: H.R. STEEL
2. FINISH: HOT DIPPED GALVANIZED

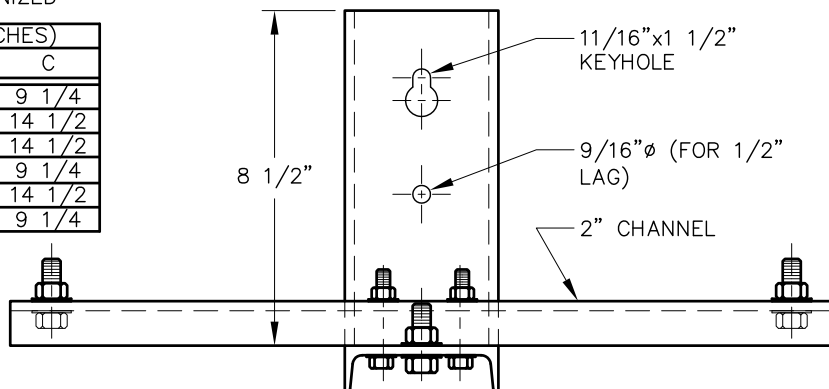
THREE PHASE TERMINATOR MOUNT



SPECIFICATIONS:

1. MATERIAL: H.R. STEEL
2. HARDWARE: STEEL, HOT DIPPED GALVANIZED
3. FINISH: HOT DIPPED GALVANIZED

CATALOG NUMBERS	DIMENSIONS IN (INCHES)		
	A	B	C
AMI-953	9 1/2	7 5/8	9 1/4
AMI-1299	9 1/2	7 5/8	14 1/2
AMI-1300	16 1/2	11 1/2	14 1/2
AMI-1301	16 1/2	7	9 1/4
AMI-1302	16 1/2	7	14 1/2
AMI-1303	16 1/2	11 1/2	9 1/4

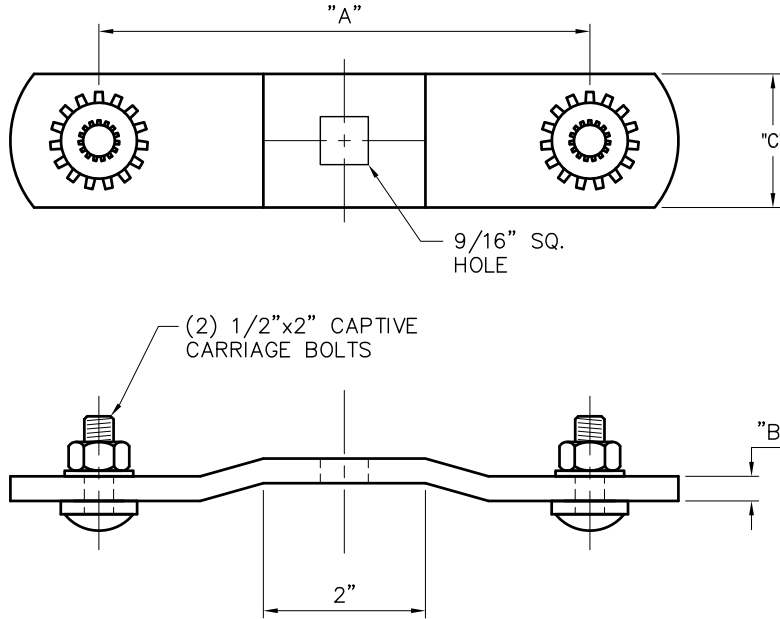


CUTOUT AND ARRESTER BRACKETS

CA-9

MOUNTING STRAP

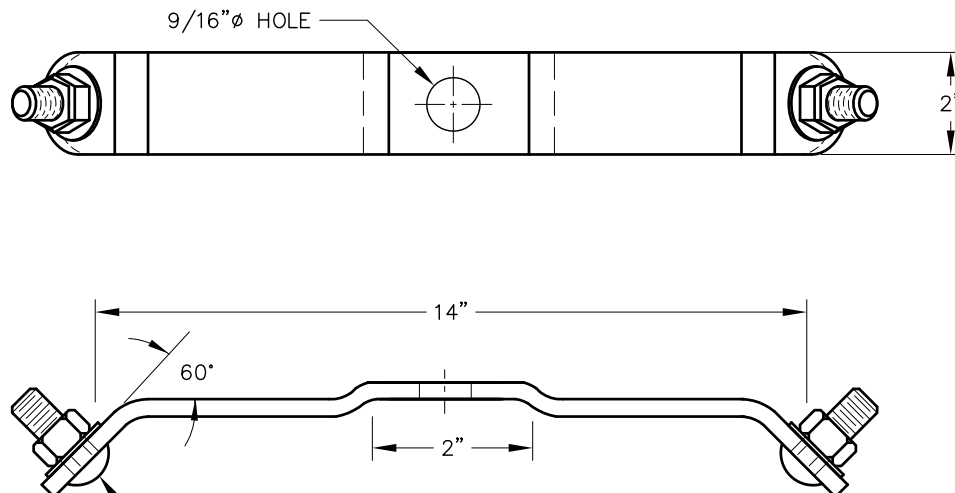
MOUNTS TWO PIECES OF EQUIPMENT TO BE USED WITH OTHER SINGLE PHASE BRACKETS.
PROVIDES LOCKING ACTION WHEN USED ON 2" WIDE CHANNEL.



CATALOG NUMBERS	DIMENSIONS IN (INCHES)		
	A	B	C
AMI-466	6	3/8	1 1/2
AMI-467	6	3/8	1 3/4
AMI-468	8	3/8	1 1/2
AMI-1115	8 1/2	3/8	1 1/2
AMI-469	9	3/8	1 1/2
AMI-470	9	3/8	2
AMI-471	10	3/8	2
AMI-472	12	3/8	1 3/4
AMI-473	12	3/8	2
AMI-474	12 1/2	3/8	2

MOUNTING STRAP

MOUNTS TWO PIECES OF EQUIPMENT TO BE USED WITH OTHER SINGLE PHASE BRACKETS.
PROVIDES LOCKING ACTION WHEN USED ON 2" WIDE CHANNEL.



1 1/2" X 1 1/2" CAPTIVE
CARRIAGE BOLTS, LOCK
WASHER, EXTERNAL TOOTH
WASHER & HEX NUT.

CATALOG NO: AMI-373

SPECIFICATIONS

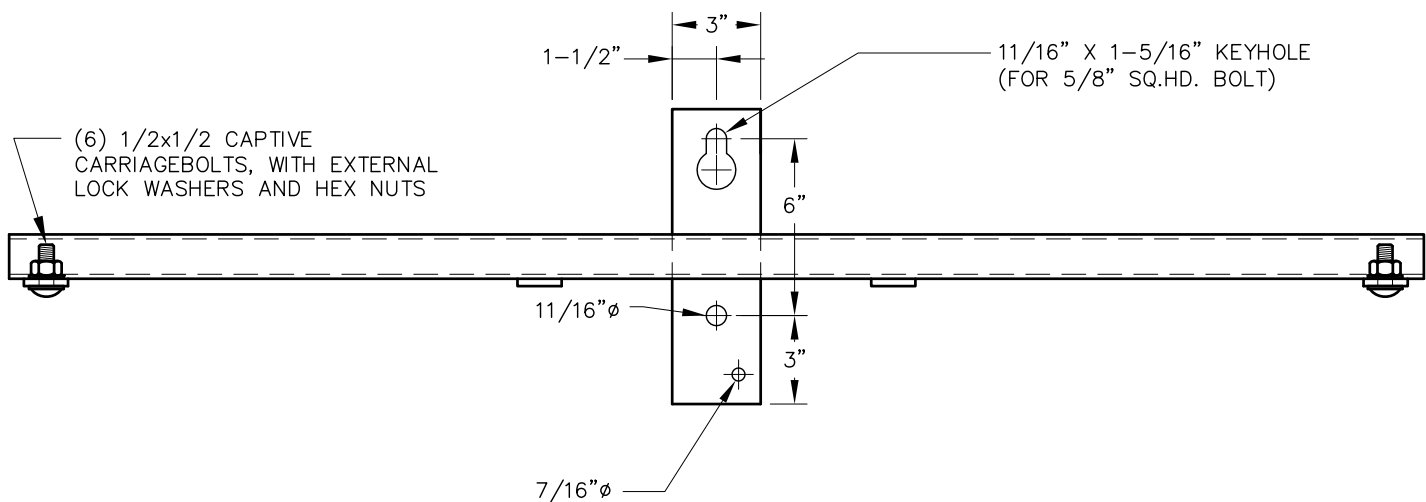
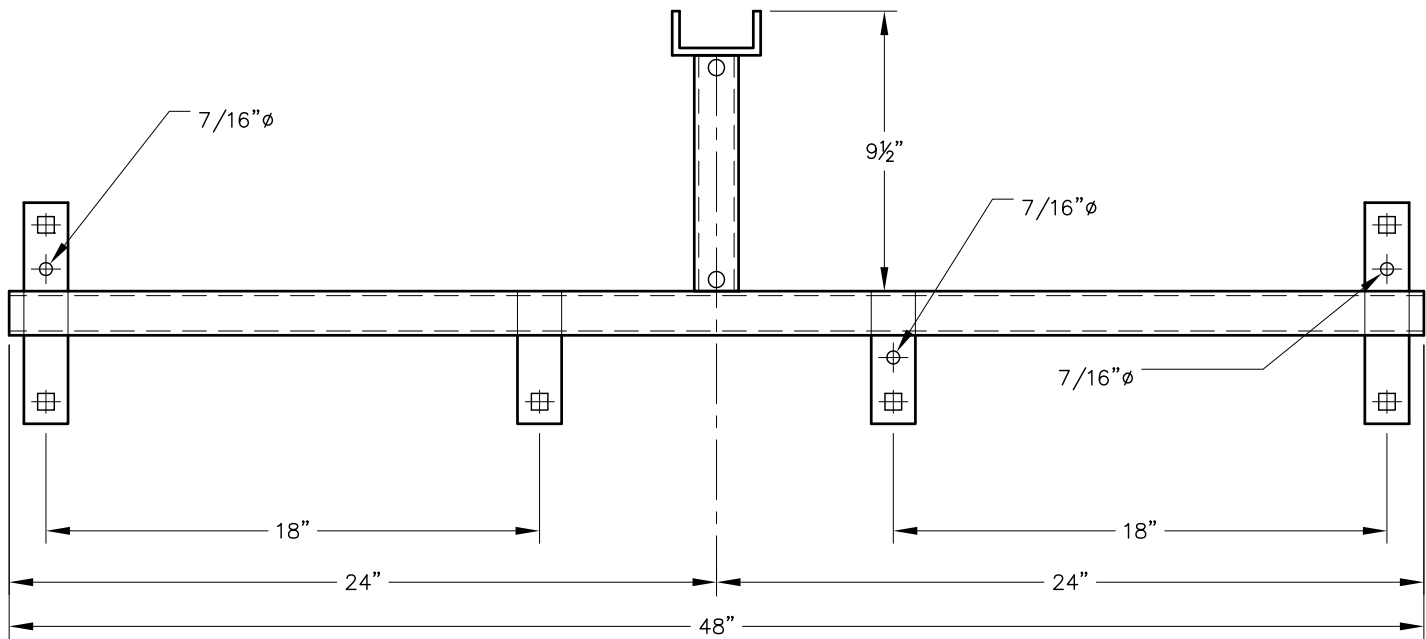
1. HOT DIP GALVANIZED.
2. MATERIAL: 1/4" X 1/2" H.R. STEEL BAR

CUTOUT AND ARRESTER BRACKETS

ACTION
MFG.
INC.

EQUIPMENT MOUNTING BRACKET

CA-10



CATALOG NO: AMI-490

SPECIFICATIONS

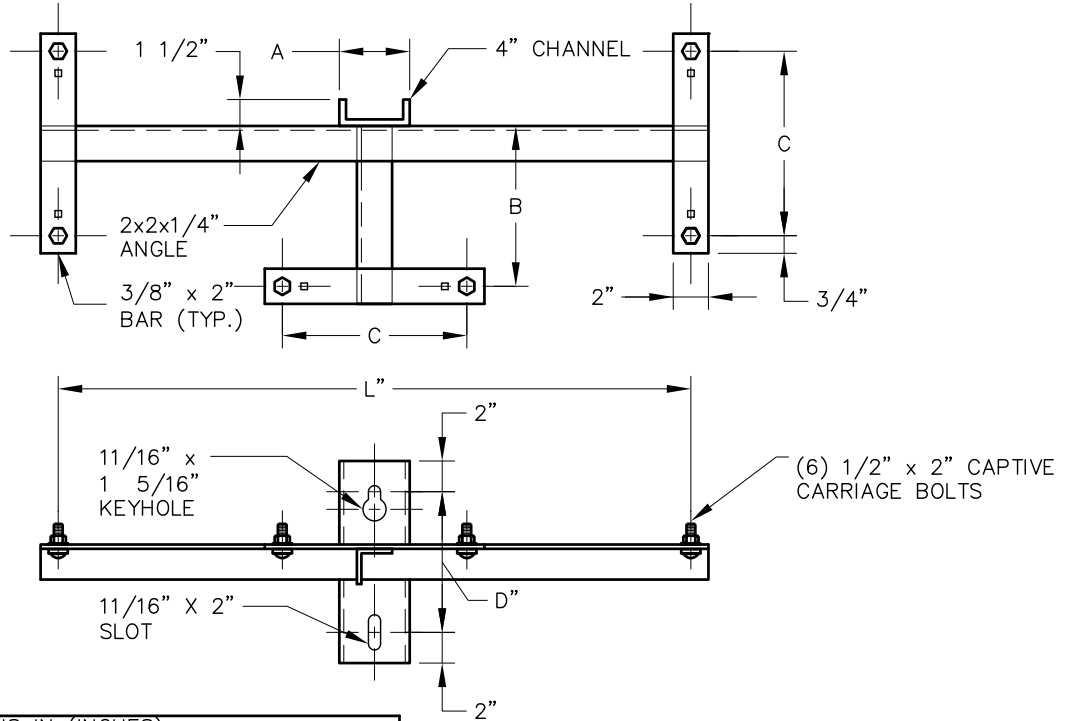
1. MATERIAL—STRUCTURAL STEEL
2. HOT DIP GALVANIZED PER ASTM—A153 AFTER FABRICATION
3. ALL WELDS TO BE SOLID AND SEALED W 3/16" FILLET
4. CATALOG NUMBER AMI—490
5. ALL SQ.HOLES 9/16".

CUTOUT AND ARRESTER BRACKETS

CA-11

THREE PHASE BRACKET

FOR MOUNTING DISTRIBUTION CUTOUTS, ARRESTERS & TERMINATORS



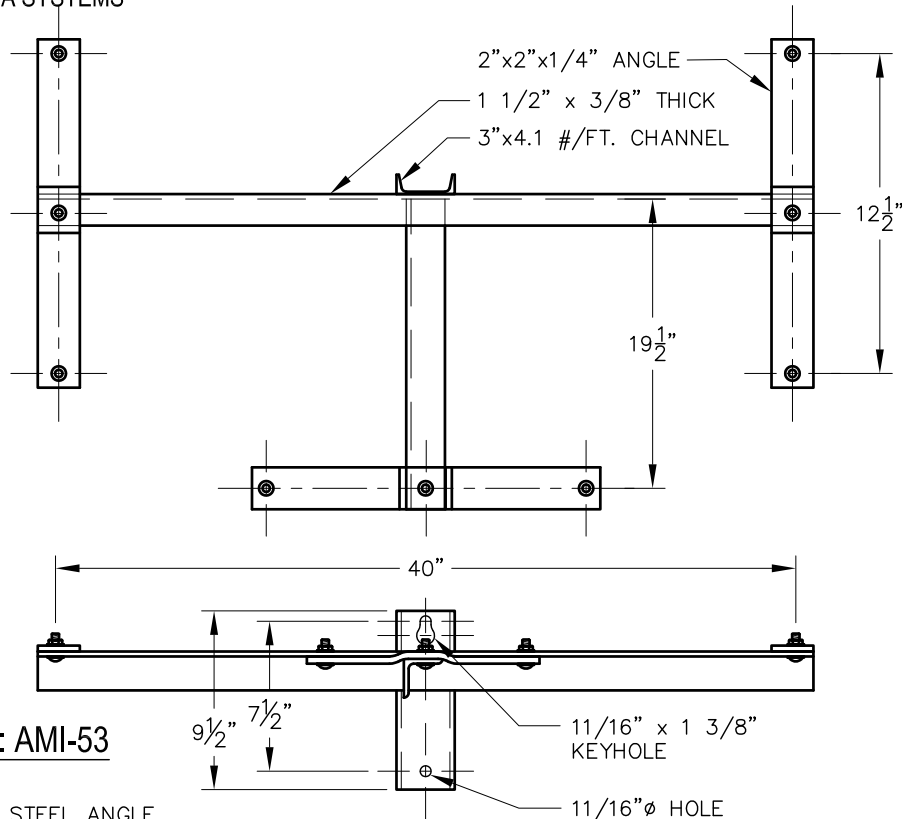
CATALOG NUMBERS	DIMENSIONS IN (INCHES)				
	A	B	C	D	L
AMI-502	4	14 1/4	12 1/2	6	34
AMI-503	4	10 1/8	8 1/2	8	36
AMI-504	4	5 1/8	8 1/2	6	46

SPECIFICATIONS

MATERIAL: H.R. STEEL
HARDWARE: STEEL, HOT DIP GALVANIZED
FINISH: HOT DIP GALVANIZED

THREE PHASE BRACKET

FOR 4, 12, 13.2 & 15KVA SYSTEMS



CATALOG NO: AMI-53

SPECIFICATIONS

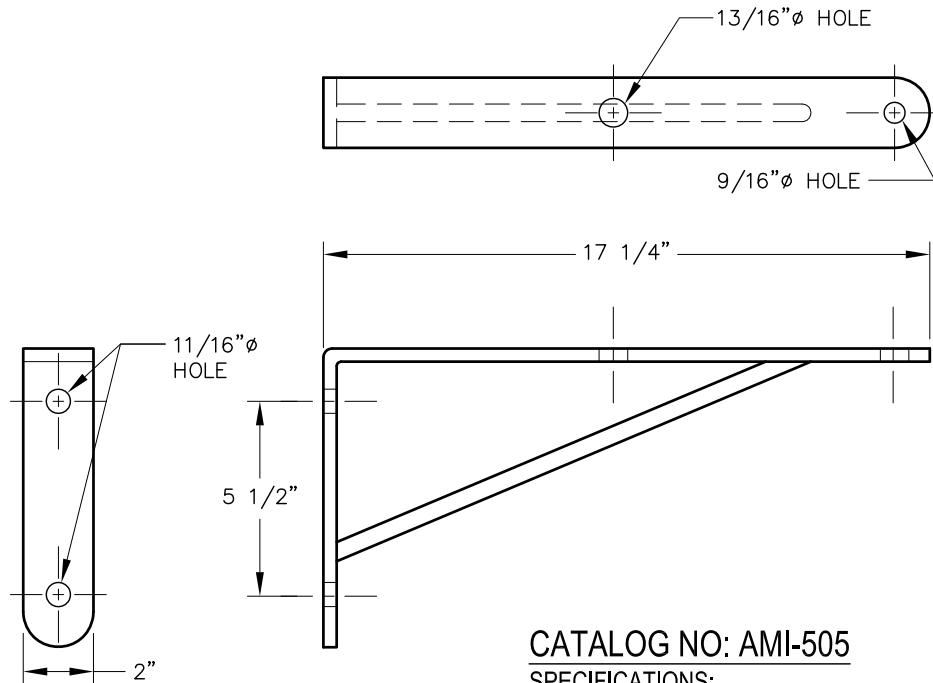
1. MATERIAL: H.R. STEEL ANGLE
2. FINISH: HOT DIPPED GALVANIZED

CUTOUT AND ARRESTER BRACKETS

ACTION
MFG.
INC.

THREE PHASE BRACKET

CA-12

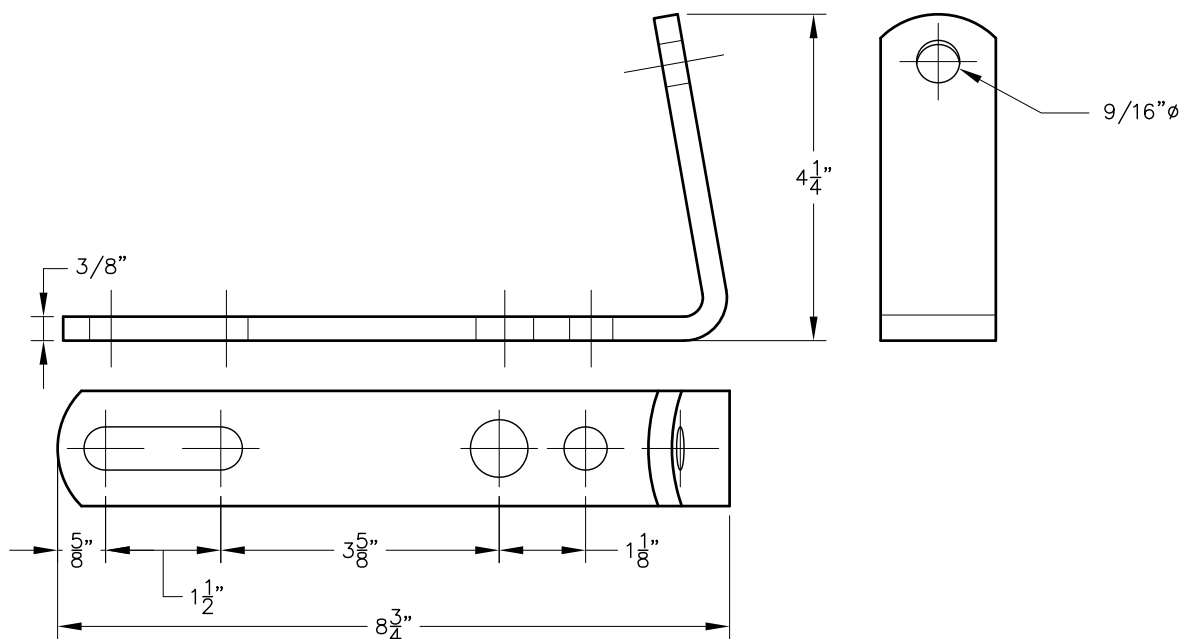


CATALOG NO: AMI-505

SPECIFICATIONS:

MATERIAL: H.R. STEEL
FINISH: HOT DIP GALVANIZED

POLE MOUNTED SINGLE PHASE BRACKET



CATALOG NO: AMI-980

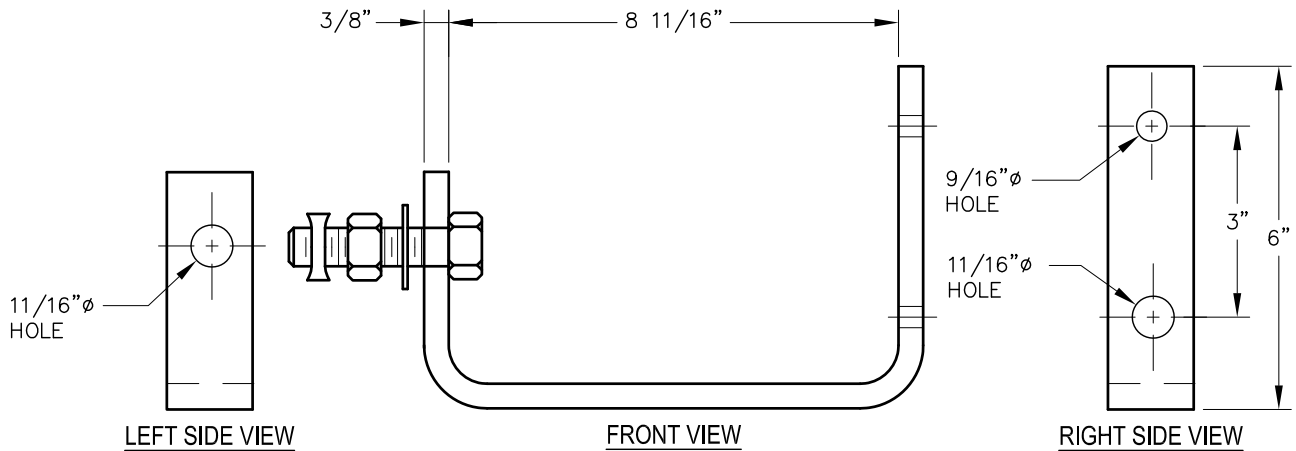
SPECIFICATIONS

1. MATERIAL: $5/6"$ x $1 \frac{1}{2}"$ F.B.
2. FINISH: HOT DIPPED GALVANIZED

CUTOUT AND ARRESTER BRACKETS

CA-13

SECONDARY RACK EXTENSION BRACKET

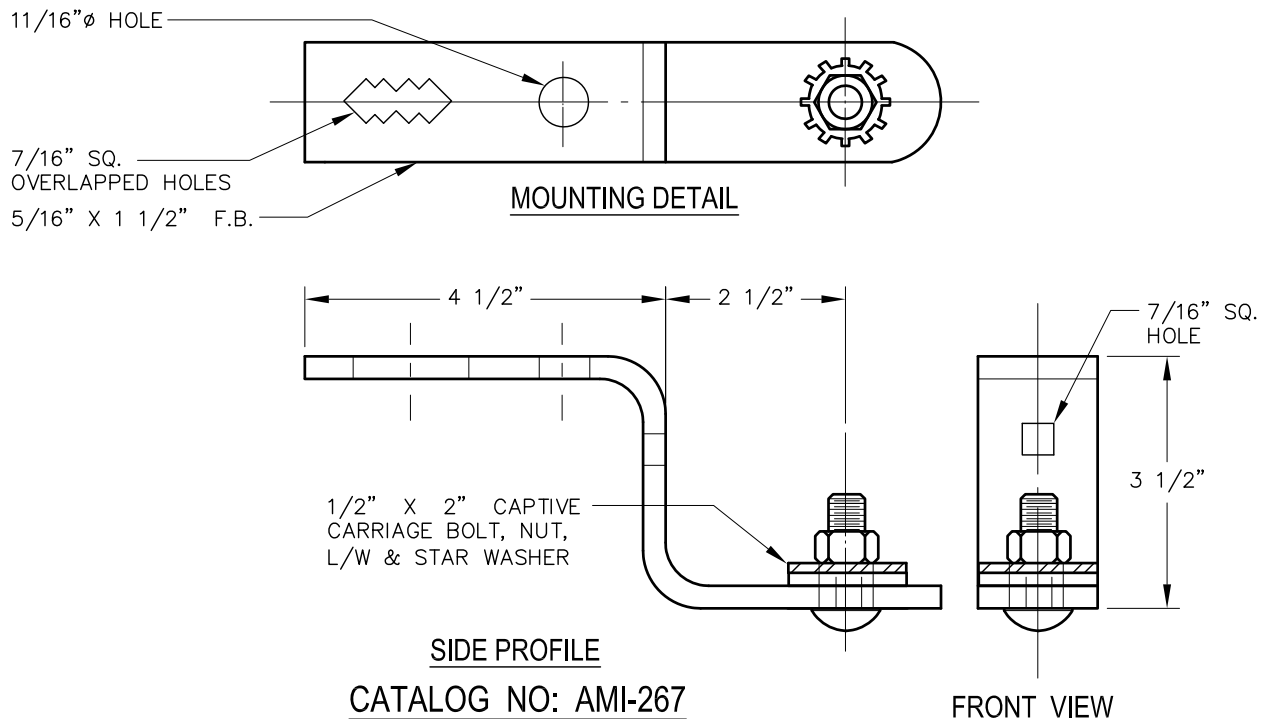


CATALOG NO: AMI-1500

NOTES:

1. FINISH: HOT DIP GALVANIZED
OR LATEST REVISION AFTER FABRICATION
2. BOLT ASSEMBLY:
(1) $5/8'' - 11 \times 2 - 1/2''$ UNC CLASS 2B

BACKSTRAP



CATALOG NO: AMI-267

SPECIFICATIONS:

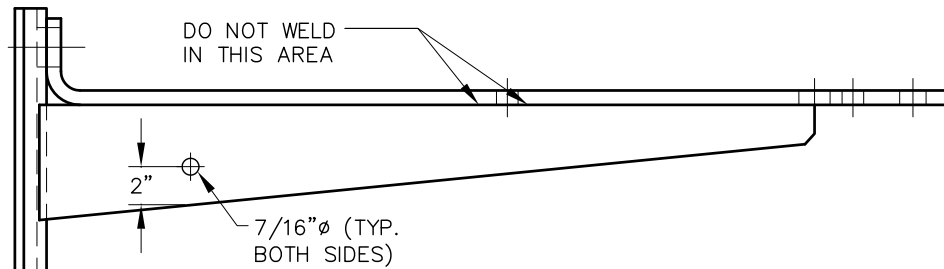
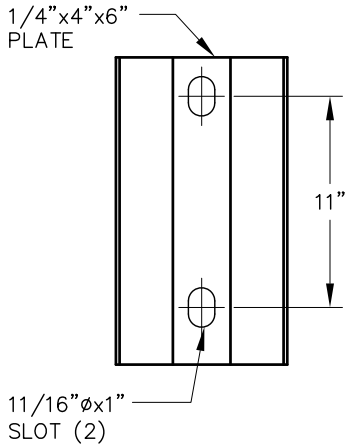
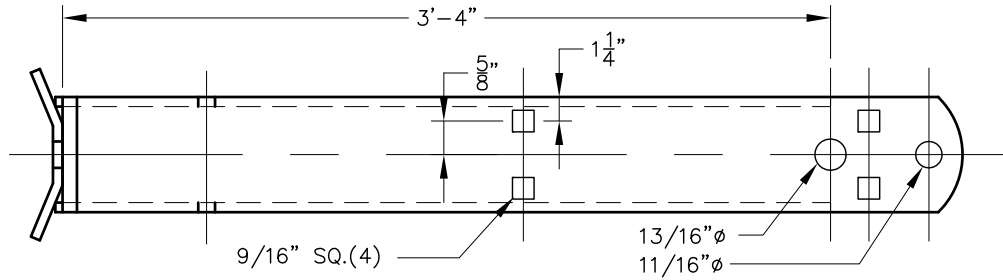
MATERIAL - $5/16''$ HR STEEL
FINISH - HOT DIP GALVANIZED

CUTOUT AND ARRESTOR BRACKETS

ACTION
MFG.
INC.

CUTOUT AND ARRESTOR BRACKET

CA-14

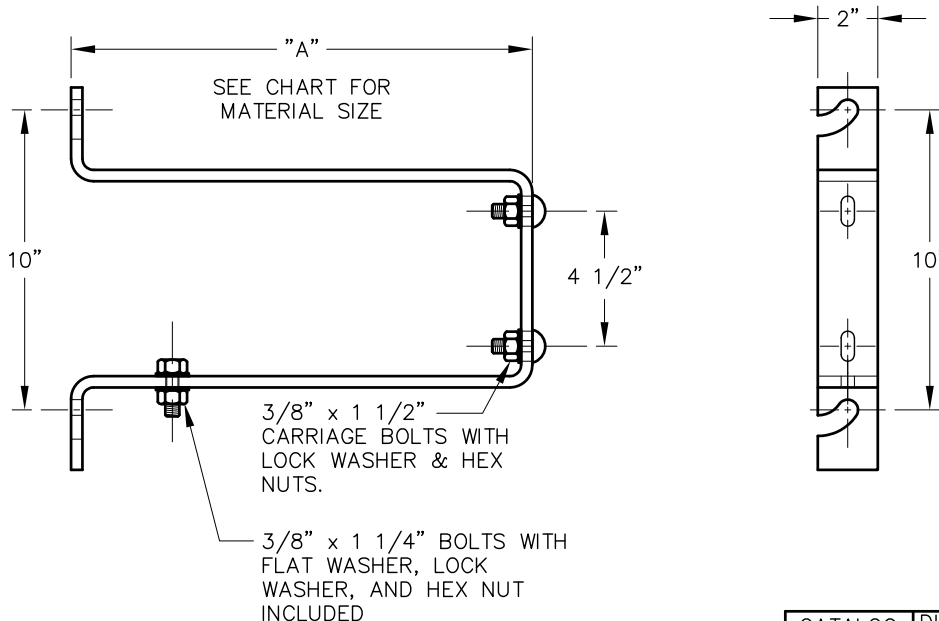


CATALOG NO: AMI-396

SPECIFICATIONS

1. MATERIAL: MILD STEEL
2. FINISH: HOT DIPPED GALVANIZED

CUTOUT AND ARRESTOR BRACKET

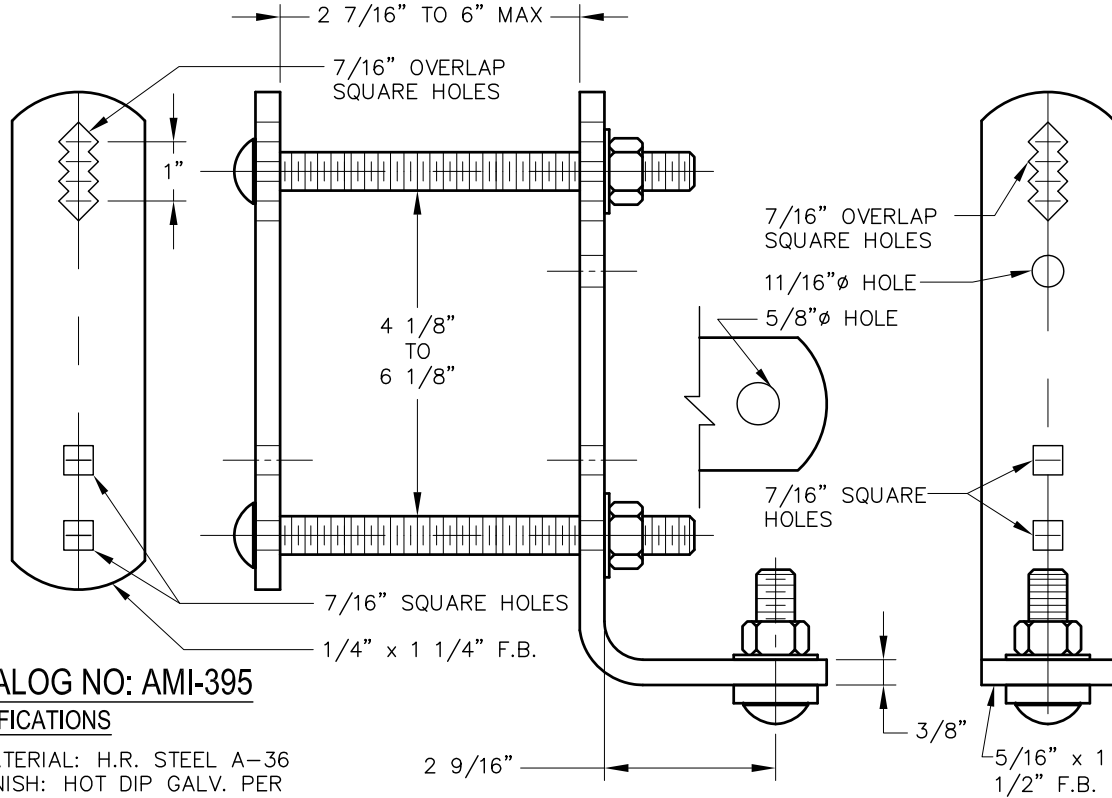


CATALOG NUMBERS	DIMENSIONS IN (INCHES)	
	MATERIAL SIZE	A
AMI-1010	1/4" x 2" FLAT BAR	7 1/4
AMI-1011	3/8" x 2" FLAT BAR	11 3/8
AMI-1012	3/8" x 2" FLAT BAR	15 3/8

CUTOUT AND ARRESTER BRACKETS

CA-15

CROSSARM MOUNT

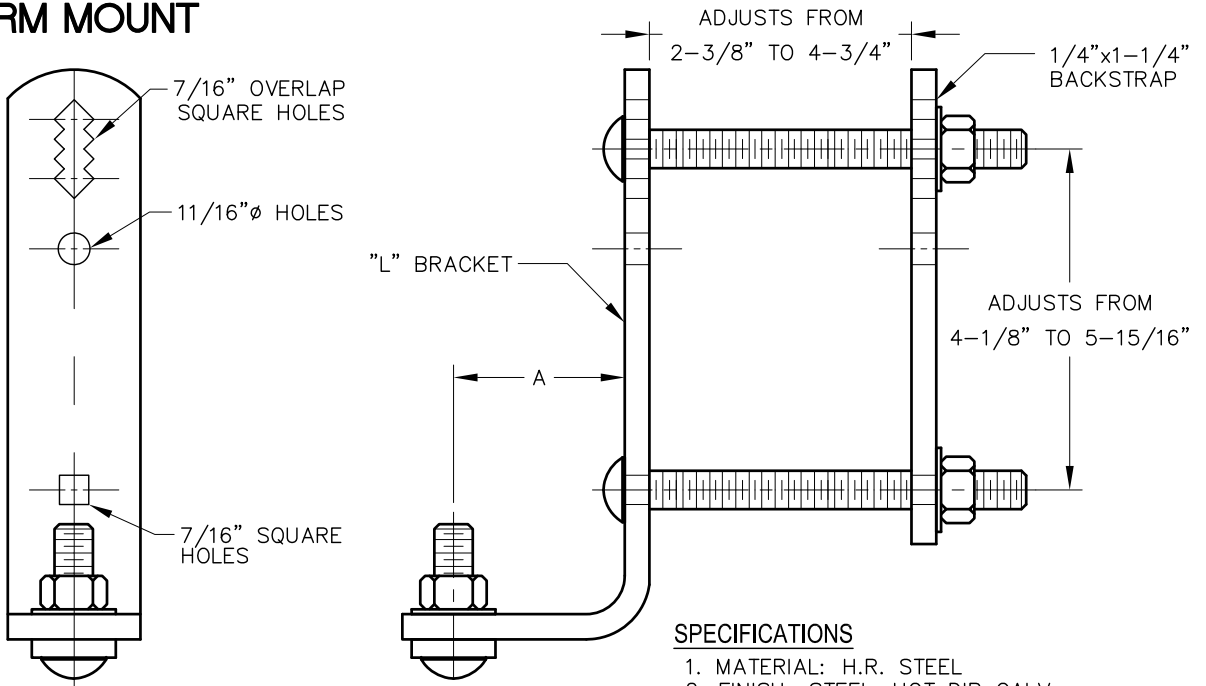


CATALOG NO: AMI-395

SPECIFICATIONS

1. MATERIAL: H.R. STEEL A-36
2. FINISH: HOT DIP GALV. PER
3. HARDWARE: (1) 1 1/2" x 2" CARRIAGE BOLT, INT./EXT TOOTH WASHER, LOCK WASHER, AND HEX NUT. (2) 3/8" x 7" CARRIAGE BOLTS, FLAT WASHERS AND HEX NUTS

CROSSARM MOUNT



NOTES

1. UNITS ARE FURNISHED COMPLETE W/ (2) 3/8" x 5" CARRIAGE BOLTS, NUTS, WASHERS & (1) 1/2"x1-1/2" CAPTIVE CARRIAGE BOLT, WITH NUT, LOCK WASHER & SHAKE PROOF WASHER.
2. ASSEMBLY DIMENSIONS ARE ADJUSTABLE TO ACCOMMODATE VARIOUS CROSSARM SIZES. FOR CROSSARMS LONGER THAN 4" SPECIFY LONGER BOLT SIZE.
3. BOLT MAY BE REVERSED ON THE JOB IF BRACKET IS MOUNTED INVERTED.

SPECIFICATIONS

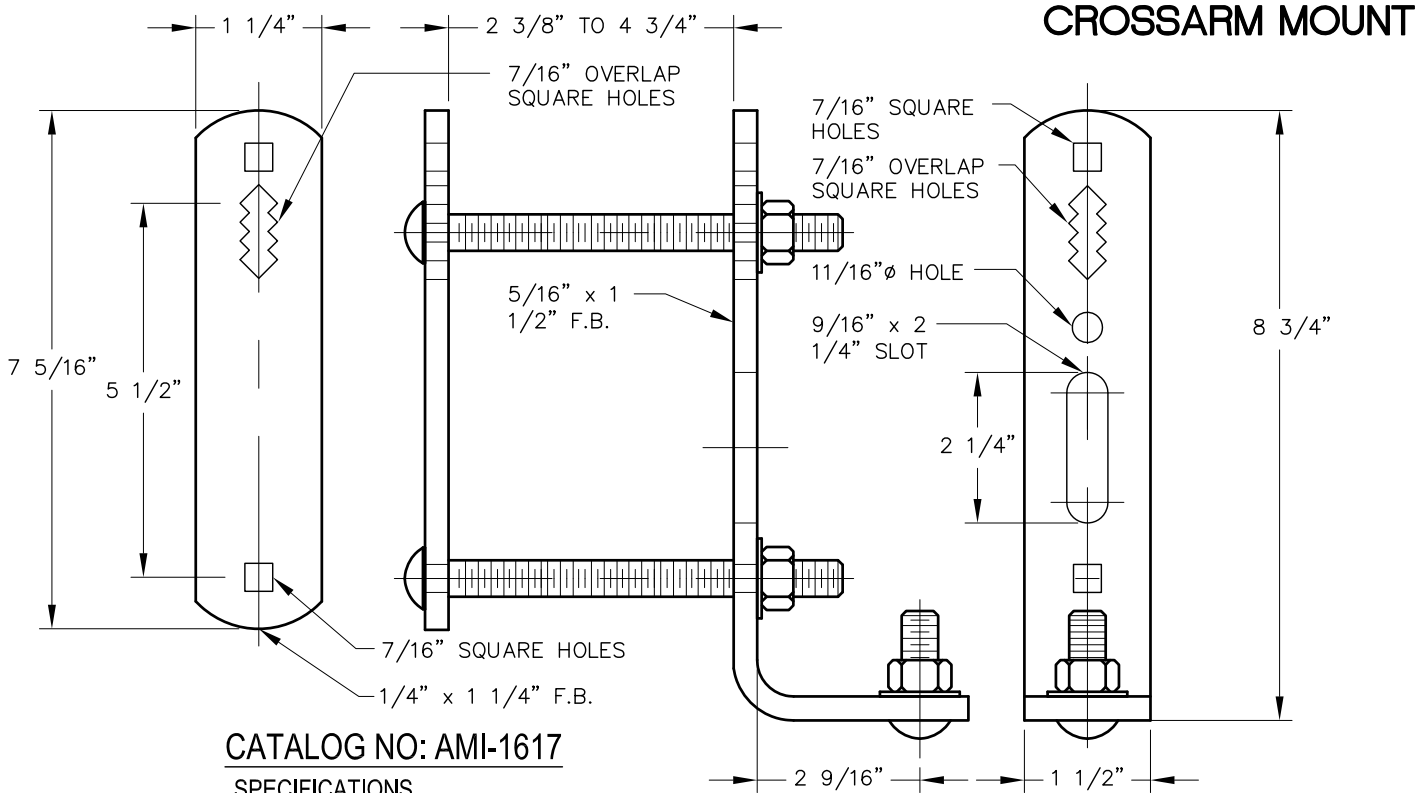
1. MATERIAL: H.R. STEEL
2. FINISH: STEEL, HOT DIP GALV.
3. HARDWARE: HOT DIP GALV.

CATALOG NUMBERS	NAMED TYPE	DIMENSIONS IN (INCHES)	
		"L" BRACKET	A
AMI-1048	TYPE "A"	5/16x1-1/2	2 1/4
AMI-1049	TYPE "B"	3/8x1-1/2	2 1/4
AMI-1050	MODIFIED	3/8x2	4 5/16
AMI-1051	--	3/8x2	3 1/2
AMI-1296	--	5/16x1-1/2	2 9/16

CUTOUT AND ARRESTER BRACKETS

ACTION
MFG.

CA-16



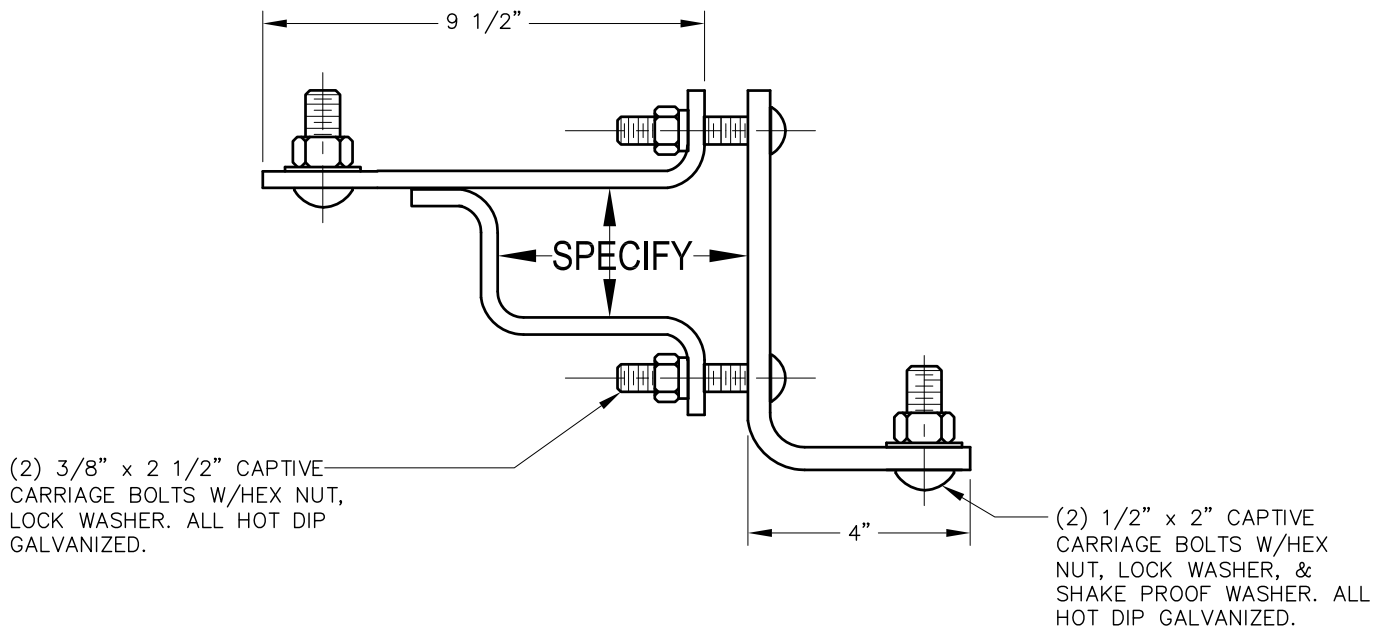
CATALOG NO: AMI-1617

SPECIFICATIONS

1. MATERIAL: H.R. STEEL A-36
2. FINISH: HOT DIP GALV.
3. HARDWARE: (1) 1/2"x2" CARRIAGE BOLT, INT./EXT TOOTH WASHER, LOCK WASHER, AND HEX NUT. (2) 3/8"x6" CARRIAGE BOLTS, FLAT WASHERS AND HEX NUTS

CROSS ARM MOUNT

FOR CROSSARMS



CATALOG NO: AMI-1532

SPECIFICATIONS:

BRACKET TO BE HOT DIP GALVANIZED AFTER FABRICATION PER ASTM A 153

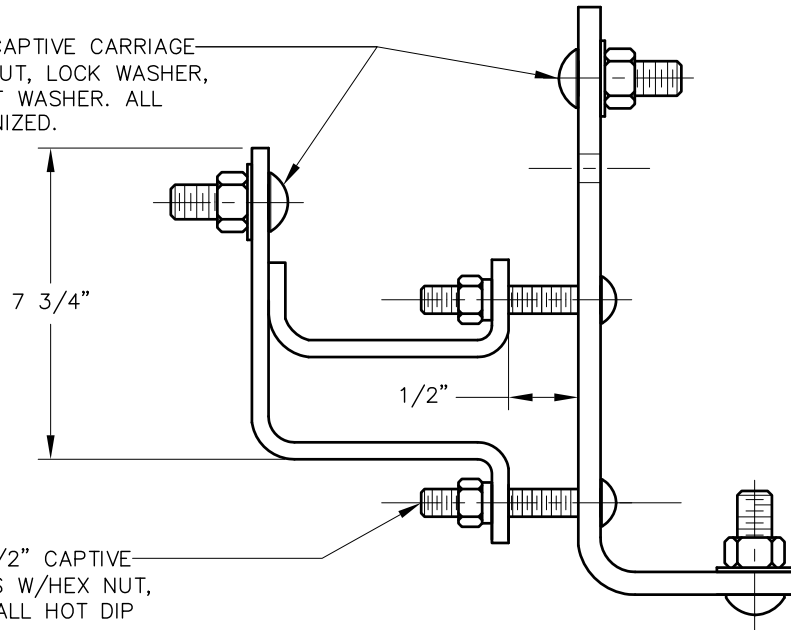
CUTOUT AND ARRESTER BRACKETS

CA-17

CROSSARM MOUNT

FOR TUBULAR STEEL CROSSARM - CONSTRUCTED OF 3/16" x 9/16" x 2" CHANNEL AND 5/16" x 1 1/2" MOUNTING STRAP.

(3) 1/2" x 2" CAPTIVE CARRIAGE BOLTS W/HEX NUT, LOCK WASHER, & SHAKE PROOF WASHER. ALL HOT DIP GALVANIZED.



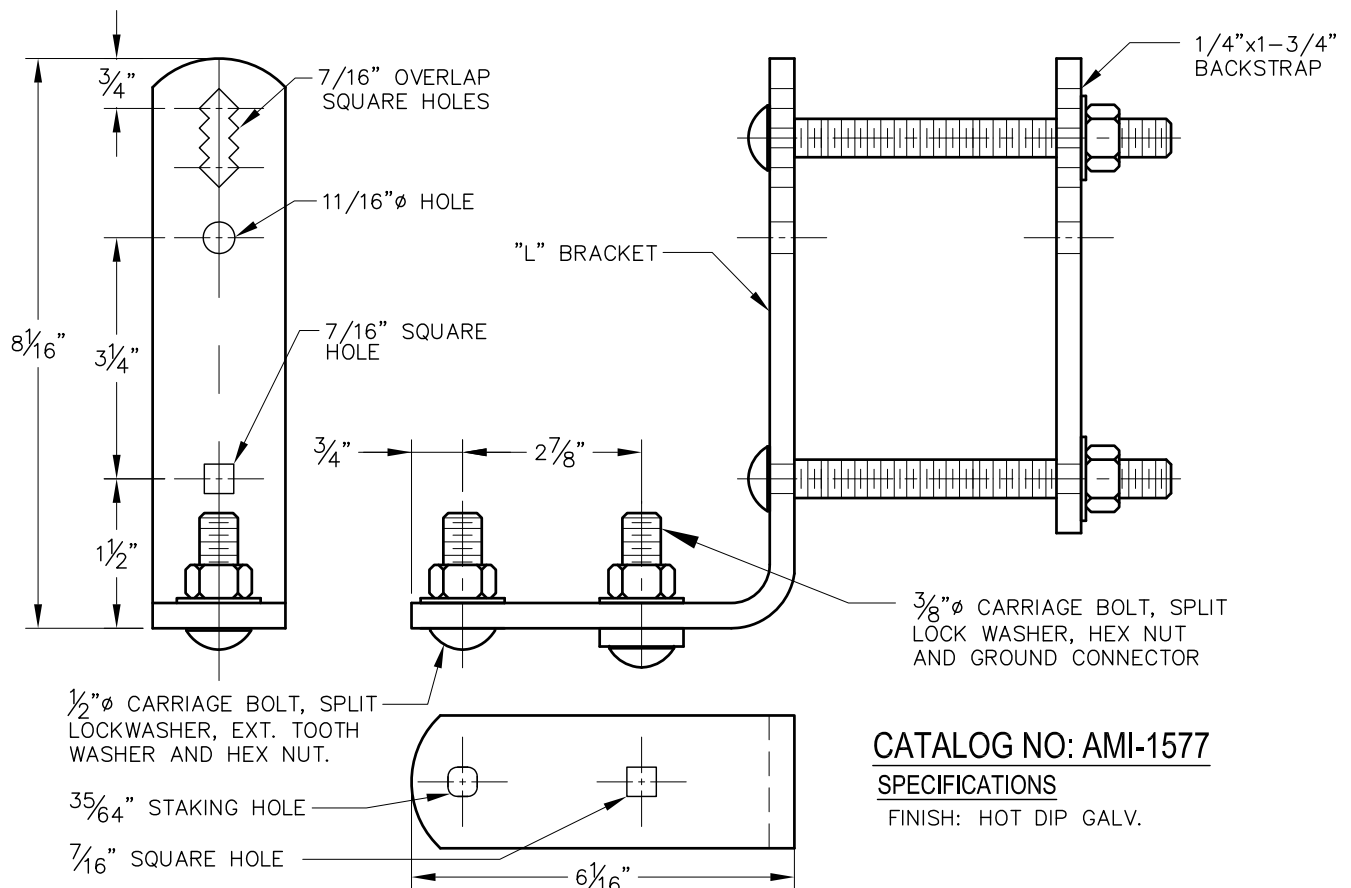
(2) 3/8" x 2 1/2" CAPTIVE CARRIAGE BOLTS W/HEX NUT, LOCK WASHER. ALL HOT DIP GALVANIZED.

CATALOG NO: AMI-1531

SPECIFICATIONS:

BRACKET TO BE HOT DIP GALVANIZED AFTER FABRICATION PER ASTM A 153

CROSSARM MOUNT



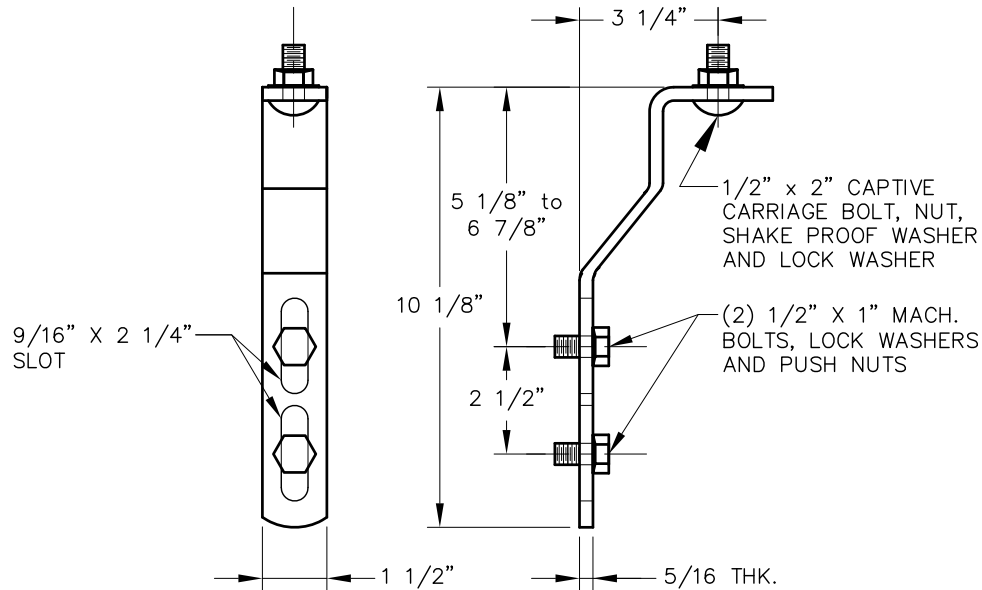
CATALOG NO: AMI-1577

SPECIFICATIONS

FINISH: HOT DIP GALV.

TANK MOUNTED SURGE ARRESTER BRACKET

CA-18



CATALOG NO: AMI-440

SPECIFICATIONS

1. MATERIAL: A-36 H.R. $\frac{5}{16}$ "x $1\frac{1}{4}$ " FLAT BAR
2. FINISH: HOT DIPPED GALVANIZED
3. HARDWARE: (1) $\frac{1}{2}$ "x 2 " CAPTIVE CARRIAGE BOLT WITH SHAKE PROOF WASHER AND LOCK WASHER AND (2) $\frac{1}{2}$ "x 1 " MACH. BOLTS WITH LOCK WASHERS AND PUSH NUTS



SECTION INDEX

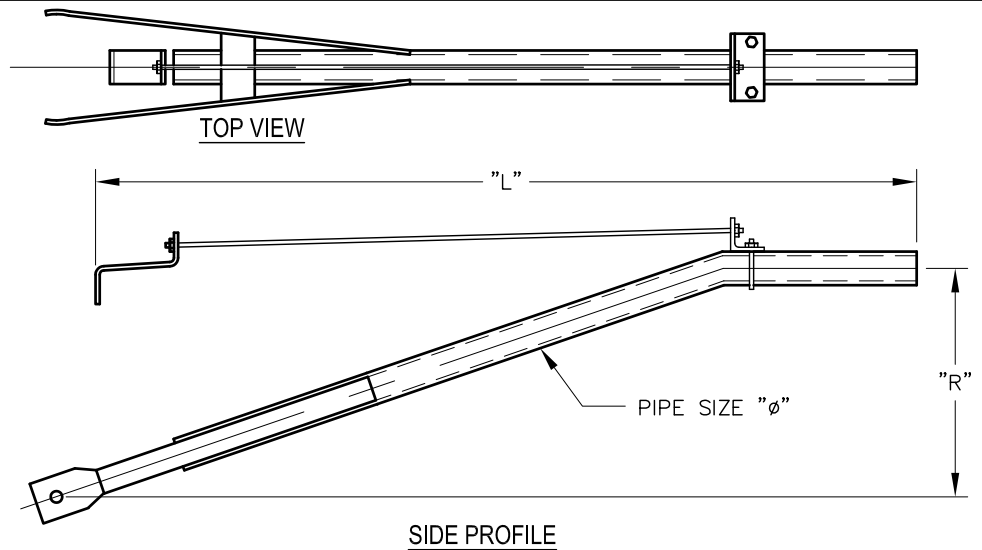
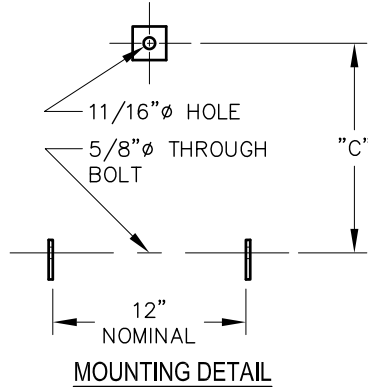
A FRAME MAST ARMS	CS-1	CANTILEVER MAST ARMS	CS-12
FOR WOOD POLE MOUNTING			
A FRAME MAST ARMS	CS-2	CANTILEVER MAST ARMS	CS-13
FOR WOOD POLE MOUNTING			
CANTILEVER MAST ARMS	CS-2	CANTILEVER MAST ARMS	CS-14
FOR WOOD POLE MOUNTING		WITH TOP BRACE SUPPORTS	
CANTILEVER MAST ARMS	CS-3	CANTILEVER MAST ARM	CS-15
CANTILEVER MAST ARMS	CS-4	TRUSS TYPE MAST ARM	CS-15
CANTILEVER MAST ARMS	CS-5	TRUSS TYPE MAST ARMS	CS-16
FOR STEEL OR CONCRETE POLE MOUNTING			
CANTILEVER MAST ARMS	CS-6	TRUSS TYPE MAST ARMS	CS-17
WITH TOP BRACE SUPPORTS			
CANTILEVER MAST ARMS	CS-7	TRUSS TYPE MAST ARMS	CS-18
WITH UNDER BRACE SUPPORTS			
CANTILEVER MAST ARMS	CS-8	UPSWEEP MAST ARMS	CS-19
WITH TOP BRACE SUPPORTS			
CANTILEVER MAST ARMS	CS-9	UPSWEEP MAST ARMS	CS-20
CANTILEVER MAST ARMS	CS-10	UPSWEEP MAST ARMS	CS-21
WITH TOP BRACE SUPPORTS			
CANTILEVER MAST ARMS	CS-11		

CANTILEVER STYLE ARMS

A FRAME MAST ARM

FOR WOOD POLE MOUNTING
WITH 1 TIE ROD

CS-1



NOTE:

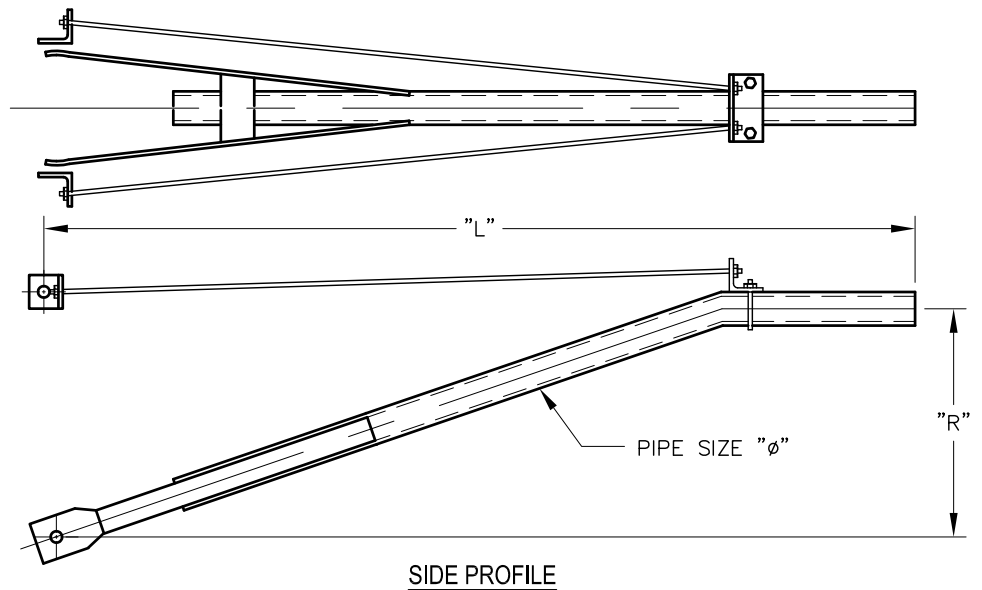
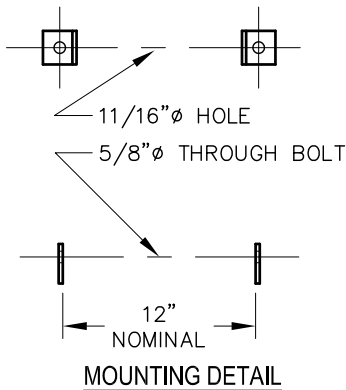
CATALOG NUMBERS SHOWN ARE HOT DIPPED GALVANIZED STEEL FOR ALUMINUM BRACKETS ADD -A SUFFIX. EXAMPLE AMI-XXX-A. PAINTED BRACKETS SUPPLIED ON REQUEST.

CATALOG NUMBERS	DIMENSIONS IN (INCHES)			
	NOMINAL LENGTH "L"	RISE "R"	CENTERLINE LENGTH "C"	PIPE ϕ
AMI-127	6'-0" (72)	36	18	1 1/4
AMI-128	8'-0" (96)	48	21	1 1/4
AMI-130	10'-0" (120)	60	22	1 1/4
AMI-132	12'-0" (144)	73	22	1 1/4
AMI-134	14'-0" (168)	84	24	1 1/4
AMI-136	16'-0" (192)	72	26	1 1/4
AMI-138	18'-0" (216)	108	26	1 1/4

CATALOG NUMBERS	DIMENSIONS IN (INCHES)			
	NOMINAL LENGTH "L"	RISE "R"	CENTERLINE LENGTH "C"	PIPE ϕ
AMI-129	8'-0" (96)	48	21	2
AMI-131	10'-0" (120)	60	22	2
AMI-133	12'-0" (144)	73	22	2
AMI-135	14'-0" (168)	84	24	2
AMI-137	16'-0" (192)	72	26	2
AMI-139	18'-0" (216)	108	26	2
AMI-140	20'-0" (240)	114	26	2

A FRAME MAST ARM

FOR WOOD POLE MOUNTING
WITH 2 TIE RODS



NOTE:

CATALOG NUMBERS SHOWN ARE HOT DIPPED GALVANIZED STEEL FOR ALUMINUM BRACKETS ADD -A SUFFIX. EXAMPLE AMI-XXX-A. PAINTED BRACKETS SUPPLIED ON REQUEST.

CATALOG NUMBERS	DIMENSIONS IN (INCHES)		
	NOMINAL LENGTH "L"	RISE "R"	PIPE ϕ
AMI-141	12'-0" (144)	40	1 1/4
AMI-143	14'-0" (168)	47	1 1/4
AMI-145	16'-0" (192)	54	1 1/4
AMI-147	18'-0" (216)	62	1 1/4
AMI-149	20'-0" (240)	67	1 1/4

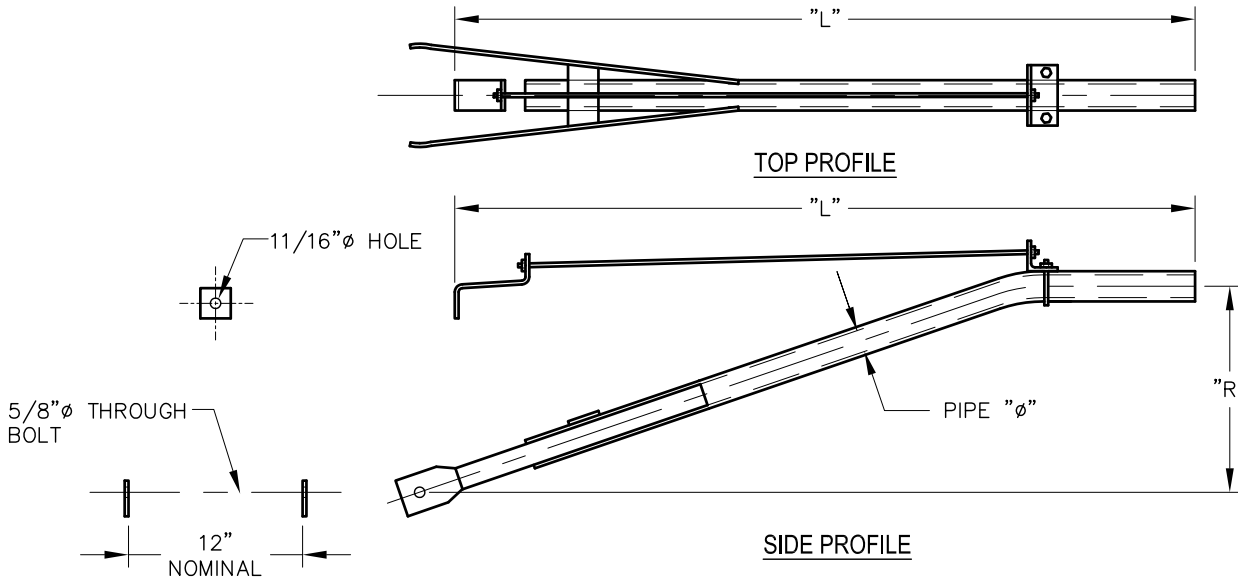
CATALOG NUMBERS	DIMENSIONS IN (INCHES)		
	NOMINAL LENGTH "L"	RISE "R"	PIPE ϕ
AMI-142	6'-0" (72)	40	2
AMI-144	8'-0" (96)	47	2
AMI-146	10'-0" (120)	54	2
AMI-148	12'-0" (144)	62	2
AMI-150	14'-0" (168)	67	2

CANTILEVER STYLE ARMS

ACTION
MFG.
INC.

A FRAME MAST ARM FOR WOOD POLE MOUNTING WITH 1 TIE ROD

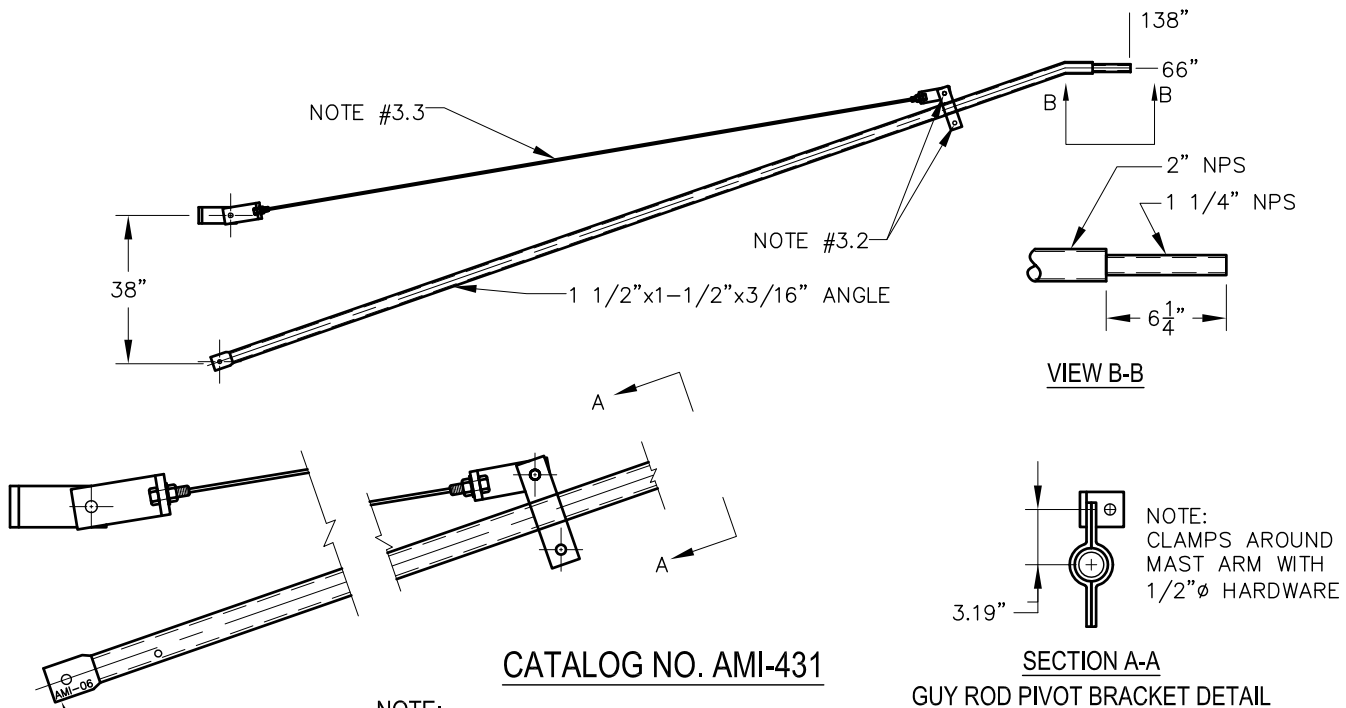
CS-2



NOTE:
CATALOG NUMBERS SHOWN ARE HOT DIPPED GALVANIZED STEEL
FOR ALUMINUM BRACKETS ADD -A SUFFIX. EXAMPLE AMI-XXX-A.
PAINTED BRACKETS SUPPLIED ON REQUEST.

CATALOG NUMBERS	DIMENSIONS IN (INCHES)			SHIP WEIGHT
	NOMINAL LENGTH "L"	RISE "R"	PIPE "φ"	
AMI-25	12'-0" (144)	42	2	65lbs.
AMI-30	16'-0" (192)	54	2	81lbs.
AMI-35	20'-0" (240)	66	2	117lbs.

2" x 20' A-FRAME MAST ARM WITH 1 1/4" TENON



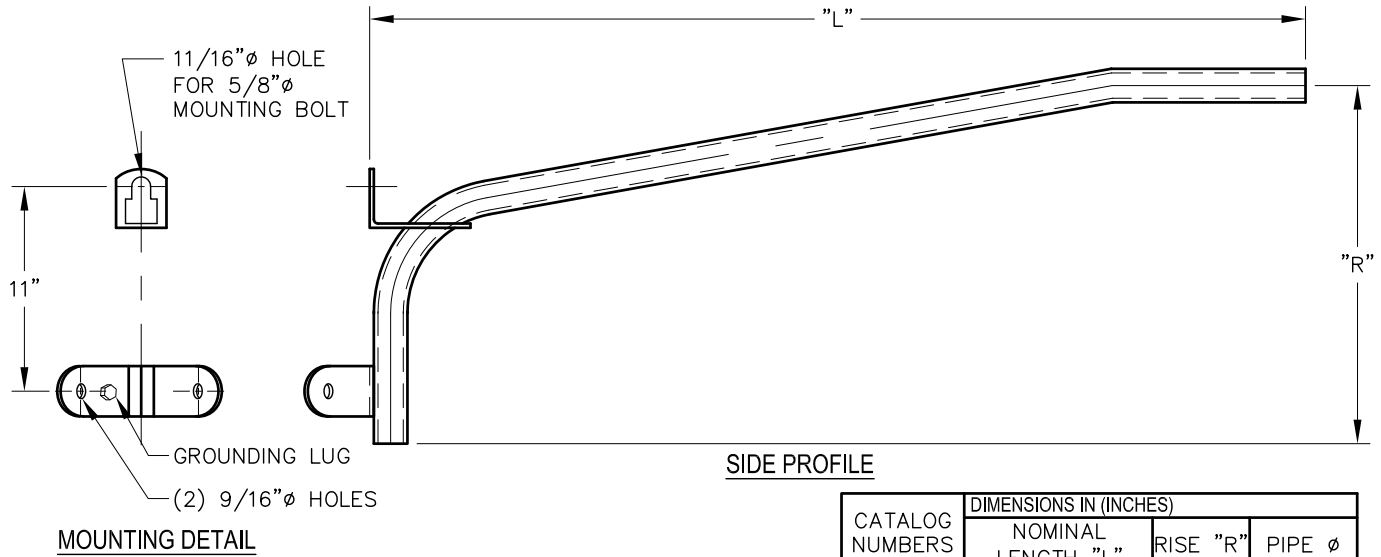
- NOTE:**
1. MATERIAL: 2.38" O.D. GALV. STEEL TUBE.
 2. FINISH: HOT DIP GALV. PER ASTM A-123
 3. HARDWARE:
 - 3.1 3/8" x 1 1/4" CARR. BOLT WITH NUT AND LOCK WASHER (GROUNDING PROVISION)
 - 3.2 1/2" x 1 1/2" HEX BOLT WITH NUT AND FLAT WASHER
 - 3.3 1/2" x 192" WITH (6) NUTS (DOUBLE NUT EACH END) AND (4) FLAT WASHERS.
 4. APPROXIMATE WEIGHT: 90lbs.

STAMP "AMI-YR"
EX: AMI-07 PRIOR
TO GALV.

CANTILEVER STYLE ARMS

CS-3

CANTILEVER MAST ARM FOR WOOD POLE MOUNTING

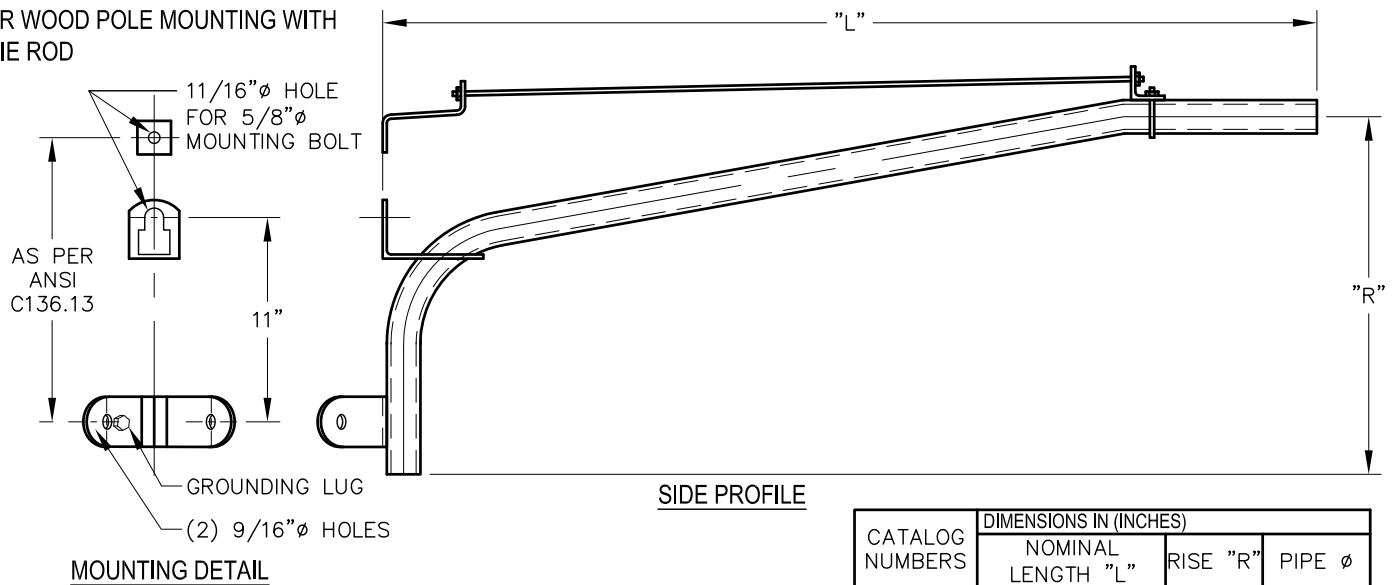


NOTE:

CATALOG NUMBERS SHOWN ARE HOT DIPPED GALVANIZED STEEL FOR ALUMINUM BRACKETS ADD -A SUFFIX. EXAMPLE AMI-XXX-A. PAINTED BRACKETS SUPPLIED ON REQUEST.

CATALOG NUMBERS	DIMENSIONS IN (INCHES)		
	NOMINAL LENGTH "L"	RISE "R"	PIPE ϕ
AMI-585	1'-6" (18)	12	1 1/4
AMI-586	1'-6" (18)	12	2
AMI-100	2'-0" (24)	12	1 1/4
AMI-101	2'-0" (24)	12	2
AMI-587	2'-6" (30)	12	1 1/4
AMI-588	2'-6" (30)	12	2
AMI-102	4'-0" (48)	18	1 1/4
AMI-103	4'-0" (48)	18	2
AMI-104	6'-0" (72)	30	1 1/4
AMI-105	6'-0" (72)	30	2
AMI-106	8'-0" (96)	42	1 1/4
AMI-107	8'-0" (96)	42	2

CANTILEVER MAST ARM FOR WOOD POLE MOUNTING WITH 1 TIE ROD



NOTE:

CATALOG NUMBERS SHOWN ARE HOT DIPPED GALVANIZED STEEL FOR ALUMINUM BRACKETS ADD -A SUFFIX. EXAMPLE AMI-XXX-A. PAINTED BRACKETS SUPPLIED ON REQUEST.

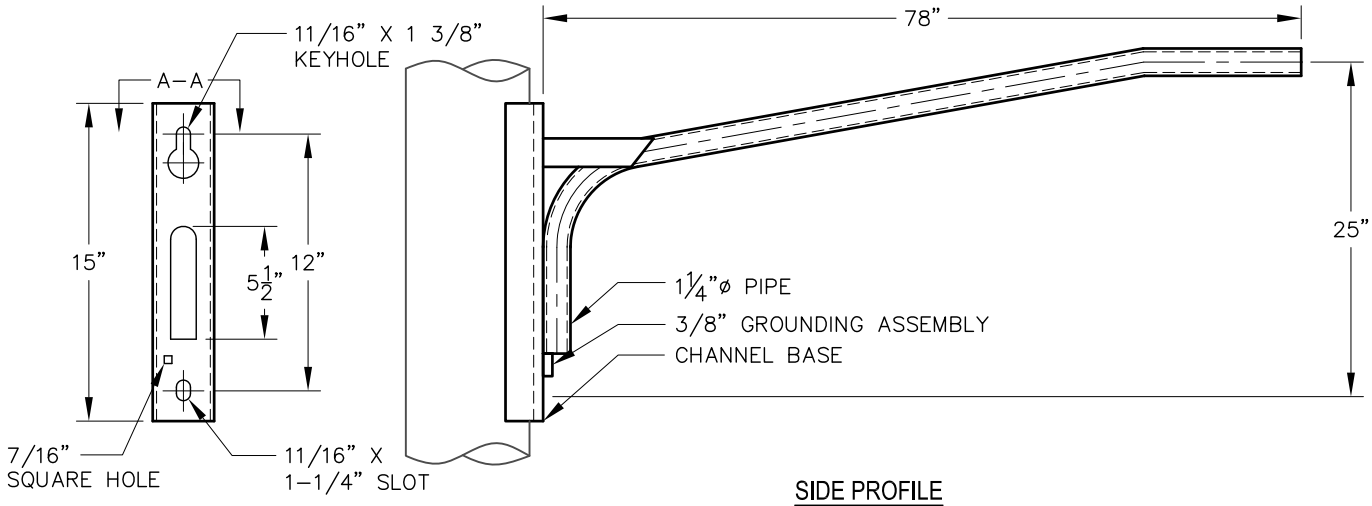
CATALOG NUMBERS	DIMENSIONS IN (INCHES)		
	NOMINAL LENGTH "L"	RISE "R"	PIPE ϕ
AMI-108	6'-0" (72)	30	1 1/4
AMI-109	6'-0" (72)	30	2
AMI-110	8'-0" (96)	42	1 1/4
AMI-111	8'-0" (96)	42	2
AMI-112	10'-0" (120)	48	1 1/4
AMI-113	10'-0" (120)	48	2
AMI-114	12'-0" (144)	60	1 1/4
AMI-589	12'-0" (144)	60	2
AMI-590	14'-0" (168)	60	2

CANTILEVER STYLE ARMS

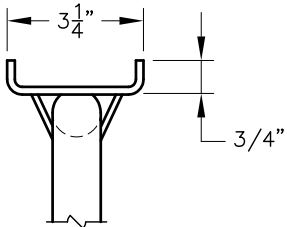
ACTION
MFG.
INC.

CANTILEVER MAST ARM FOR CONCRETE AND STEEL POLE MOUNTING

CS-4



MOUNTING DETAIL



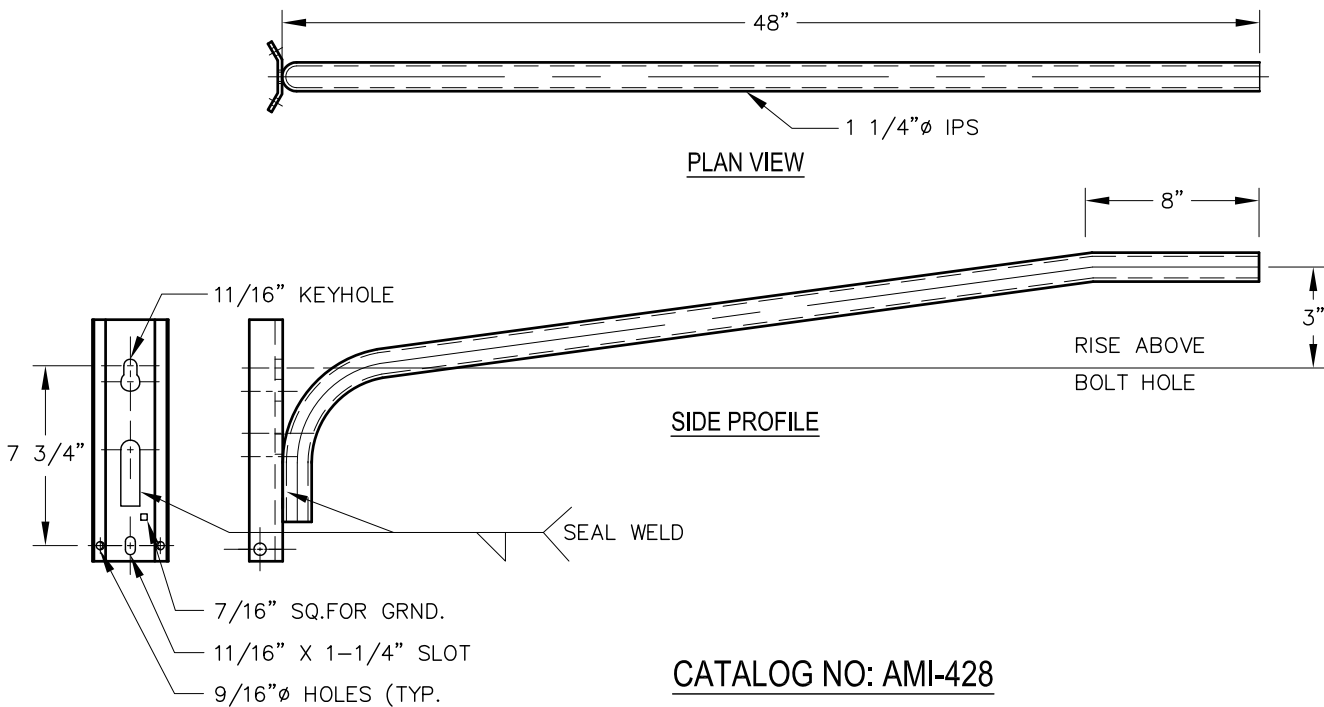
SECTION A-A

CATALOG NO: AMI-1570

NOTE:

1. CATALOG NUMBERS SHOWN ARE FOR HOT DIPPED GALVANIZED STEEL
2. FOR ALUMINUM BRACKETS ADD -A SUFFIX, EXAMPLE AMI-XXX-A.
3. FOR GROUNDING LUG ADD -LG.SUFFIX, EXAMPLE AMI-XXX-LG.
4. PAINTED BRACKETS SUPPLIED ON REQUEST.

4'-0" CANTILEVER MAST ARM



CATALOG NO: AMI-428

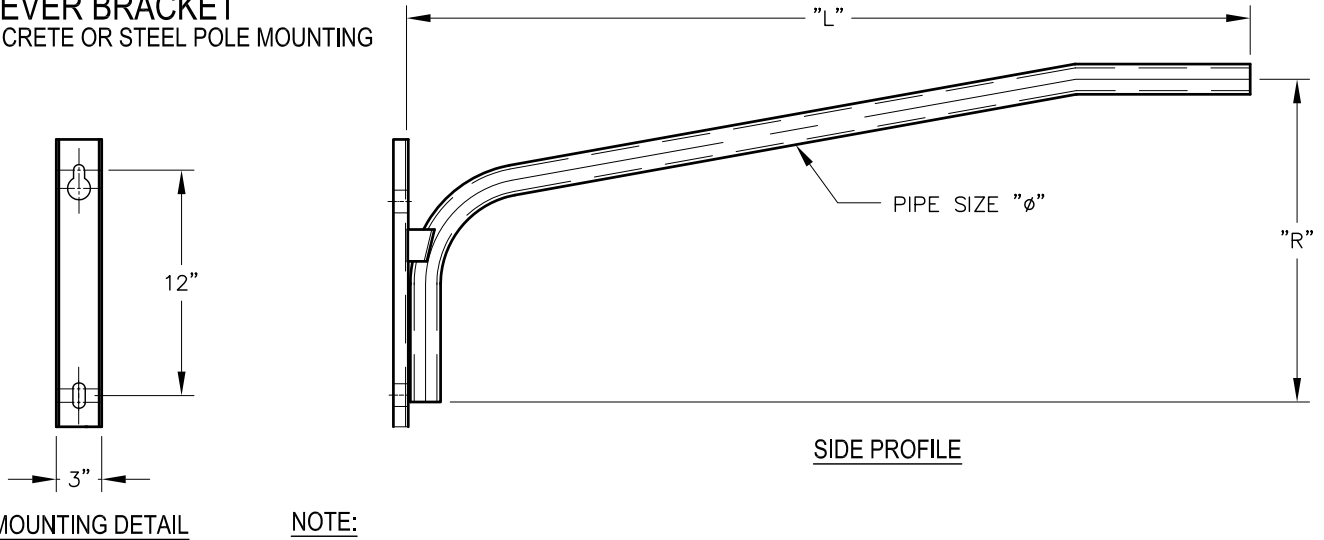
NOTE:

- CATALOG NUMBER IS FOR HOT DIPPED GALVANIZED STEEL.
FOR ALUMINUM BRACKET ADD -A SUFFIX. AMI-428-A

CANTILEVER STYLE ARMS

CANTILEVER BRACKET FOR CONCRETE OR STEEL POLE MOUNTING

CS-5



NOTE:

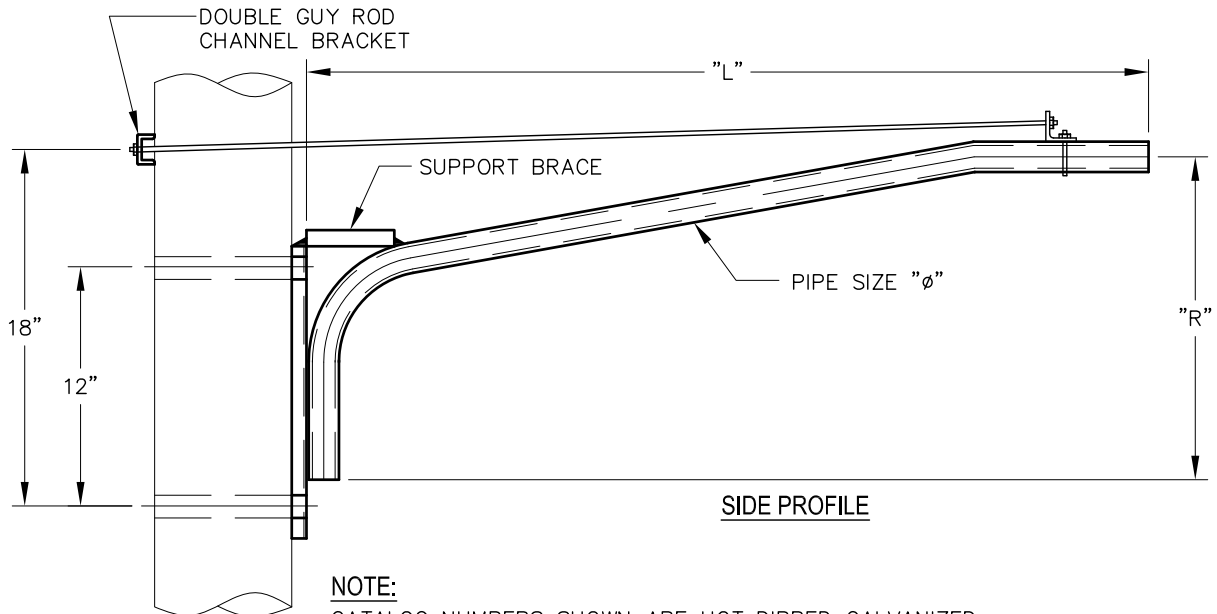
CATALOG NUMBERS SHOWN ARE HOT DIPPED GALVANIZED STEEL FOR ALUMINUM BRACKETS ADD -A SUFFIX. EXAMPLE AMI-XXX-A. PAINTED BRACKETS SUPPLIED ON REQUEST.

CATALOG NUMBERS	DIMENSIONS IN (INCHES)		
	NOMINAL LENGTH "L"	RISE "R"	PIPE ϕ
AMI-611	1'-6" (18)	12	1 1/4
AMI-613	2'-0" (24)	12	1 1/4
AMI-615	2'-6" (30)	12	1 1/4
AMI-272	4'-0" (48)	18	1 1/4
AMI-274	6'-0" (72)	24	1 1/4
AMI-276	8'-0" (96)	30	1 1/4

CATALOG NUMBERS	DIMENSIONS IN (INCHES)		
	NOMINAL LENGTH "L"	RISE "R"	PIPE ϕ
AMI-612	1'-6" (18)	12	2
AMI-614	2'-0" (24)	12	2
AMI-616	2'-6" (30)	12	2
AMI-273	4'-0" (48)	18	2
AMI-275	6'-0" (72)	24	2
AMI-277	8'-0" (96)	30	2

CANTILEVER MAST ARM

FOR STEEL OR CONCRETE POLE
MOUNTING WITH 2 TIE RODS



NOTE:

CATALOG NUMBERS SHOWN ARE HOT DIPPED GALVANIZED STEEL FOR ALUMINUM BRACKETS ADD -A SUFFIX. EXAMPLE AMI-XXX-A. PAINTED BRACKETS SUPPLIED ON REQUEST.

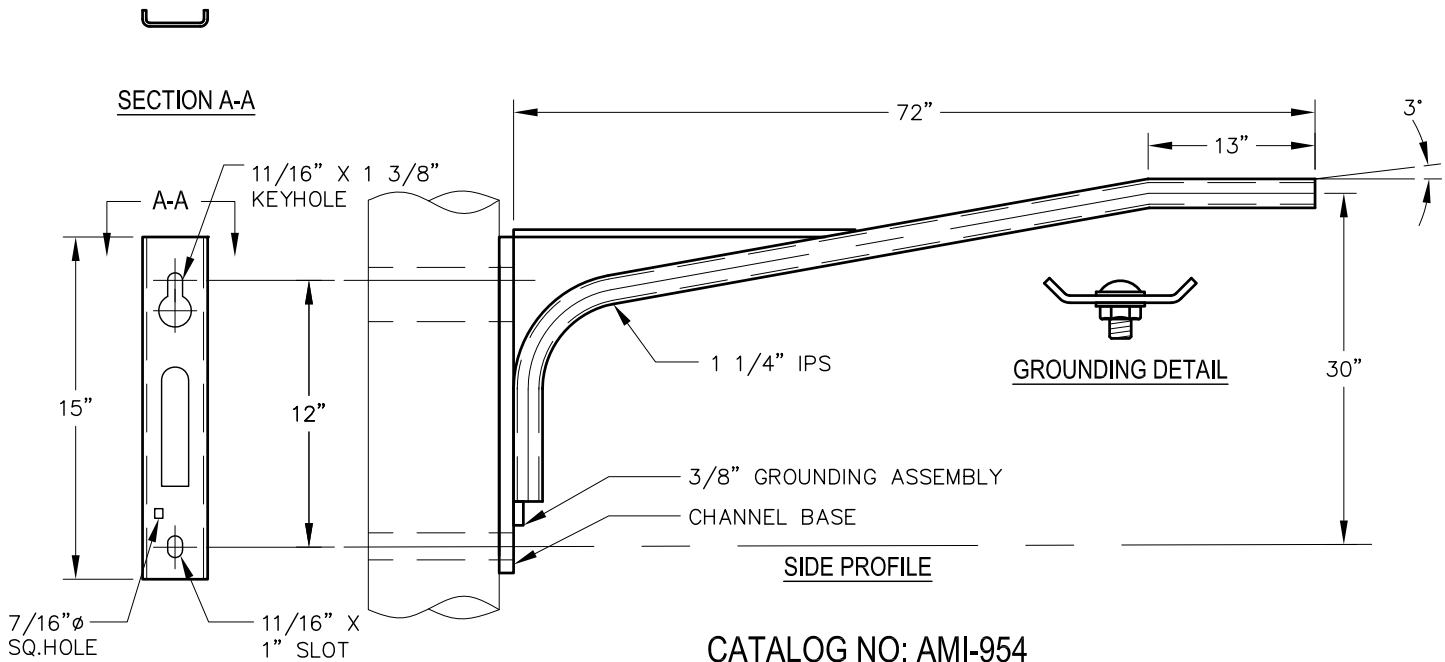
CATALOG NUMBERS	DIMENSIONS IN (INCHES)		
	NOMINAL LENGTH "L"	RISE "R"	PIPE ϕ
AMI-608	10'-0" (120)	30	2
AMI-609	12'-0" (144)	30	2
AMI-610	14'-0" (168)	30	2

CANTILEVER STYLE ARMS

ACTION
MFG.
INC.

CANTILEVER MAST ARM

CS-6



CATALOG NO: AMI-954

NOTES:

1.0 MATERIAL:

- 1.1 BRACKET COMPONENTS: A-36
- 1.2 EXTENSION ARM: STEEL A-30
- 1.3 HARDWARE: STEEL

2.0 FINISH:

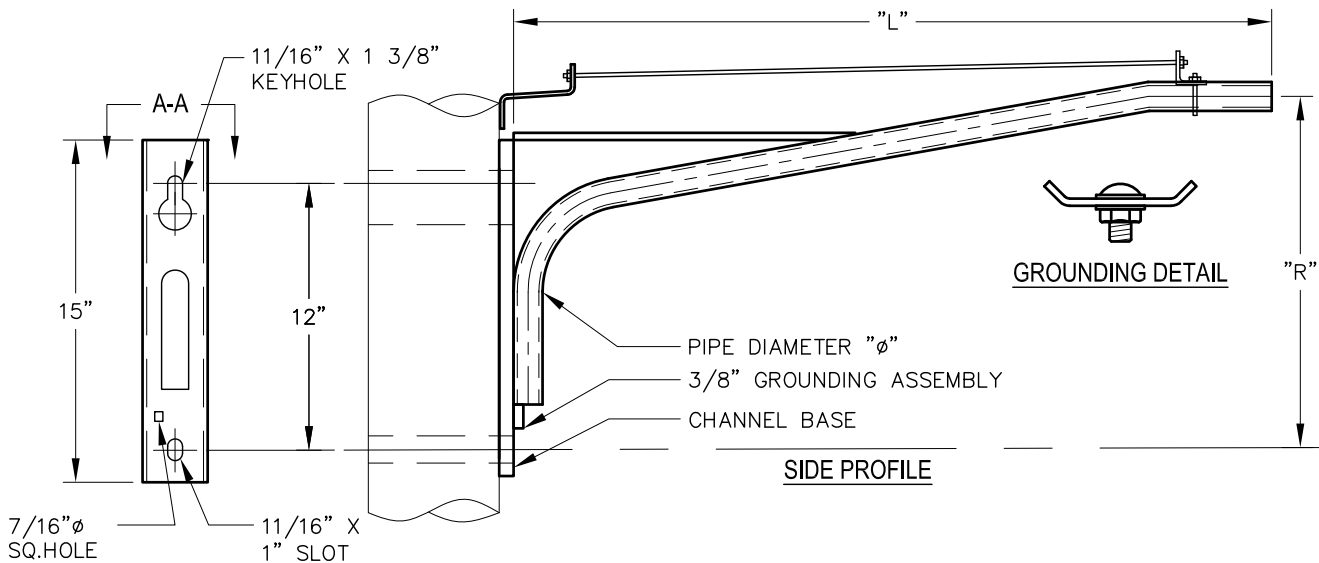
- 2.1 HARDWARE: HOT DIPPED GALVANIZED PER ASTM A-123 SPECIFICATIONS
- 2.2 3/8" GROUNDING ASSEMBLY WILL CONSIST OF 1 1/4" x 3/8" CARRIAGE BOLT, 3/8" FLAT WASHER, 3/8" HEX NUT AND BONDING CLIP

CHANNEL BASE

NOTE:

CATALOG NUMBERS SHOWN ARE HOT DIPPED GALVANIZED STEEL FOR ALUMINUM BRACKETS ADD -A SUFFIX. EXAMPLE AMI-XXX-A. PAINTED BRACKETS SUPPLIED ON REQUEST.

CANTILEVER MAST ARM FOR WOOD POLE MOUNTING WITH 1 TIE ROD



NOTE:

CATALOG NUMBERS SHOWN ARE HOT DIPPED GALVANIZED STEEL FOR ALUMINUM BRACKETS ADD -A SUFFIX. EXAMPLE AMI-XXX-A. PAINTED BRACKETS SUPPLIED ON REQUEST.

CATALOG NUMBERS	DIMENSIONS IN (INCHES)		
	NOMINAL LENGTH "L"	RISE "R"	PIPE ϕ
AMI-970-LG	6'-0" (72)	24	2
AMI-971-LG	8'-0" (96)	30	2
AMI-972-LG	10'-0" (120)	35	2
AMI-973-LG	12'-0" (144)	40	2

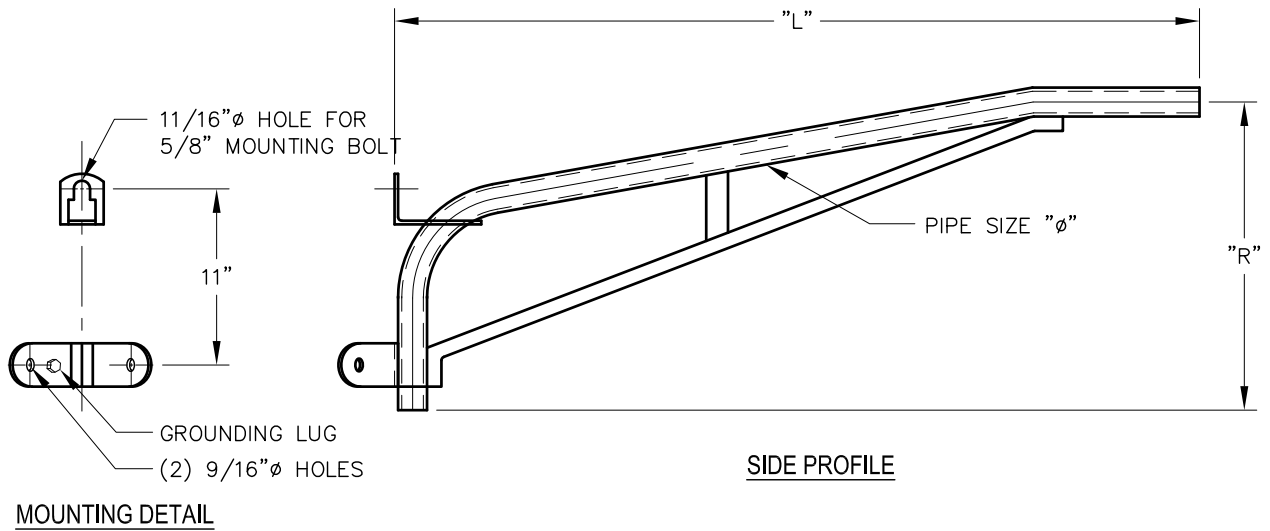
*-LG SUFFIX INCLUDES GROUNDING LUG

SECTION A-A

CANTILEVER STYLE ARMS

CANTILEVER MAST ARM WITH UNDER BRACE SUPPORT

CS-7

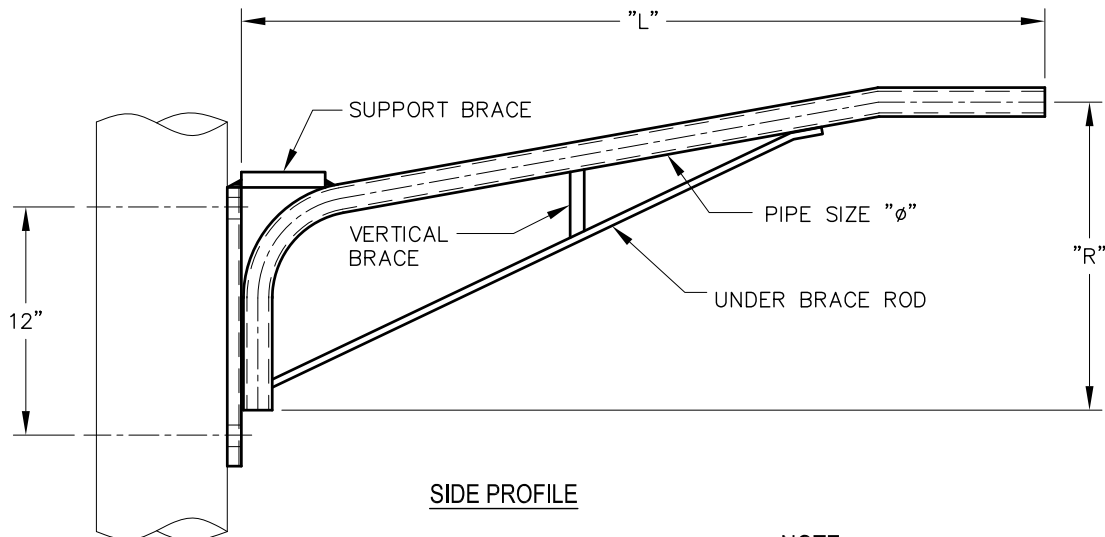


CATALOG NUMBERS	DIMENSIONS IN (INCHES)		
	NOMINAL LENGTH "L"	RISE "R"	PIPE O.D. "phi"
AMI-156	6'-0" (72)	30	1 1/4
AMI-157	6'-0" (72)	30	1 1/4
AMI-158	8'-0" (96)	36	2
AMI-159	8'-0" (96)	36	2

NOTE:

FOR SIZES OTHER THAN SPECIFIED IN CATALOG PLEASE CONTACT US.

CANTILEVER MAST ARM FOR WOOD POLE MOUNTING



CATALOG NUMBERS	DIMENSIONS IN (INCHES)		
	NOMINAL LENGTH "L"	RISE "R"	PIPE "phi"
AMI-449	8'-0" (96)	30	1 1/4

NOTE:

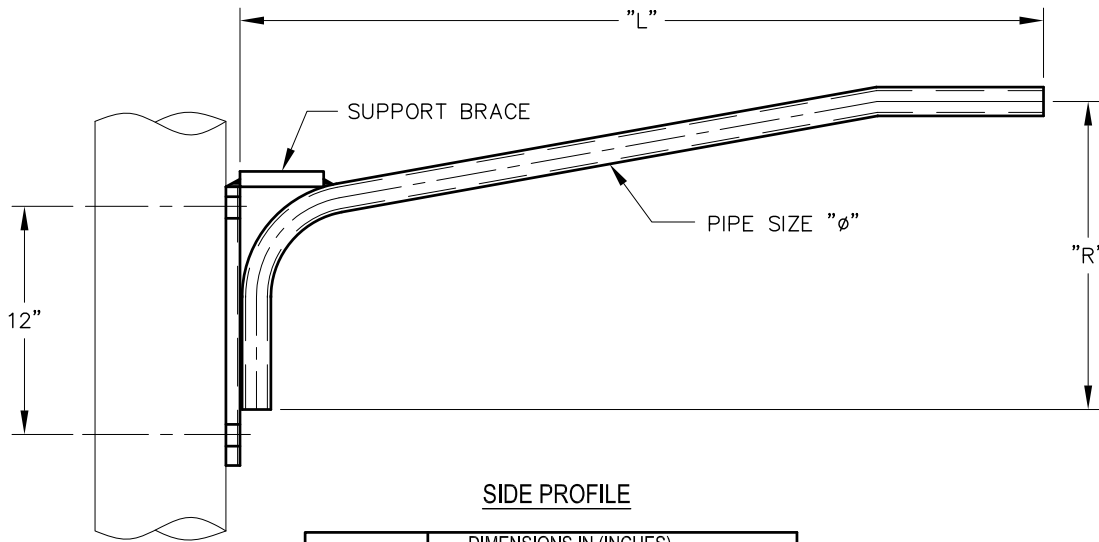
CATALOG NUMBERS ARE FOR HOT DIPPED GALVANIZED STEEL. FOR ALUMINUM BRACKETS ADD -A SUFFIX, EXAMPLE: AMI-XXX-A.

CANTILEVER STYLE ARMS

ACTION
MFG.
INC.

CANTILEVER MAST ARM

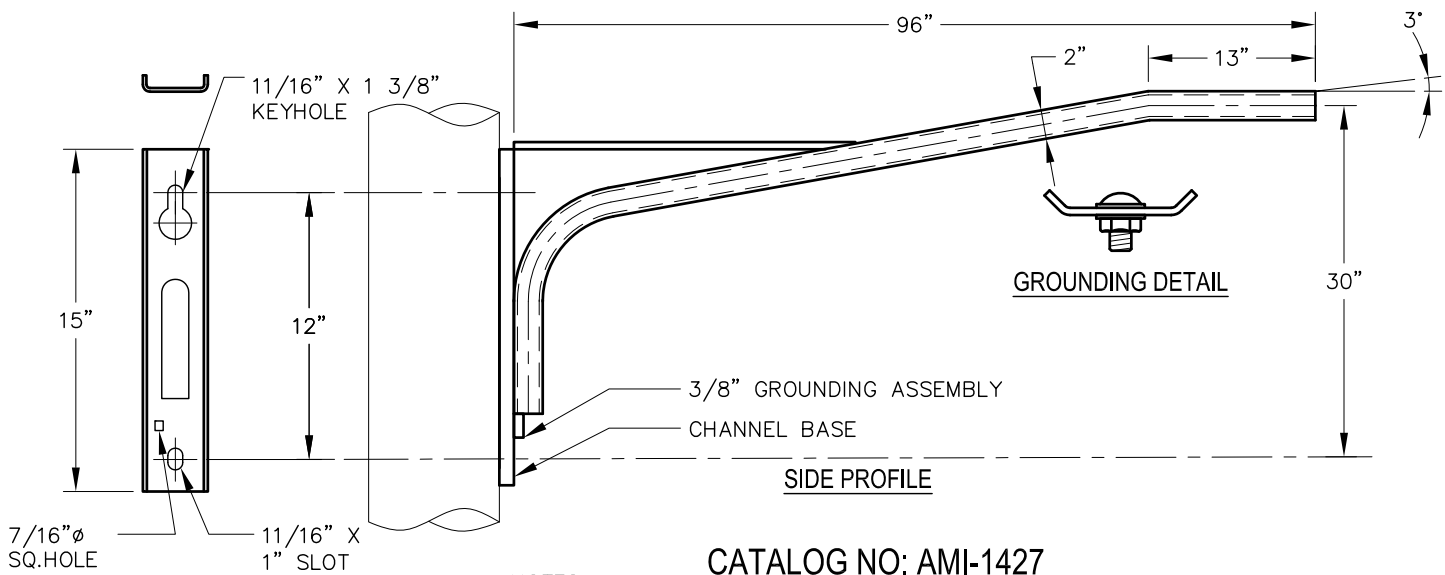
CS-8



CATALOG NUMBERS	DIMENSIONS IN (INCHES)		
	NOMINAL LENGTH "L"	RISE "R"	PIPE "φ"
AMI-442	1'-8" (20)	12	1 1/4
AMI-443	2'-0" (24)	12	1 1/4
AMI-444	4'-0" (48)	24	1 1/4
AMI-445	6'-0" (72)	30	1 1/4
AMI-446	6'-0" (72)	30	2
AMI-447	8'-0" (96)	30	2

NOTE:
CATALOG NUMBERS ARE FOR HOT DIPPED GALVANIZED STEEL.
FOR ALUMINUM BRACKETS ADD -A SUFFIX, EXAMPLE: AMI-XXX-A.

CANTILEVER MAST ARM



CATALOG NO: AMI-1427

NOTE:
CATALOG NUMBERS SHOWN ARE HOT DIPPED GALVANIZED STEEL FOR ALUMINUM BRACKETS ADD -A SUFFIX. EXAMPLE AMI-XXX-A. PAINTED BRACKETS SUPPLIED ON REQUEST.

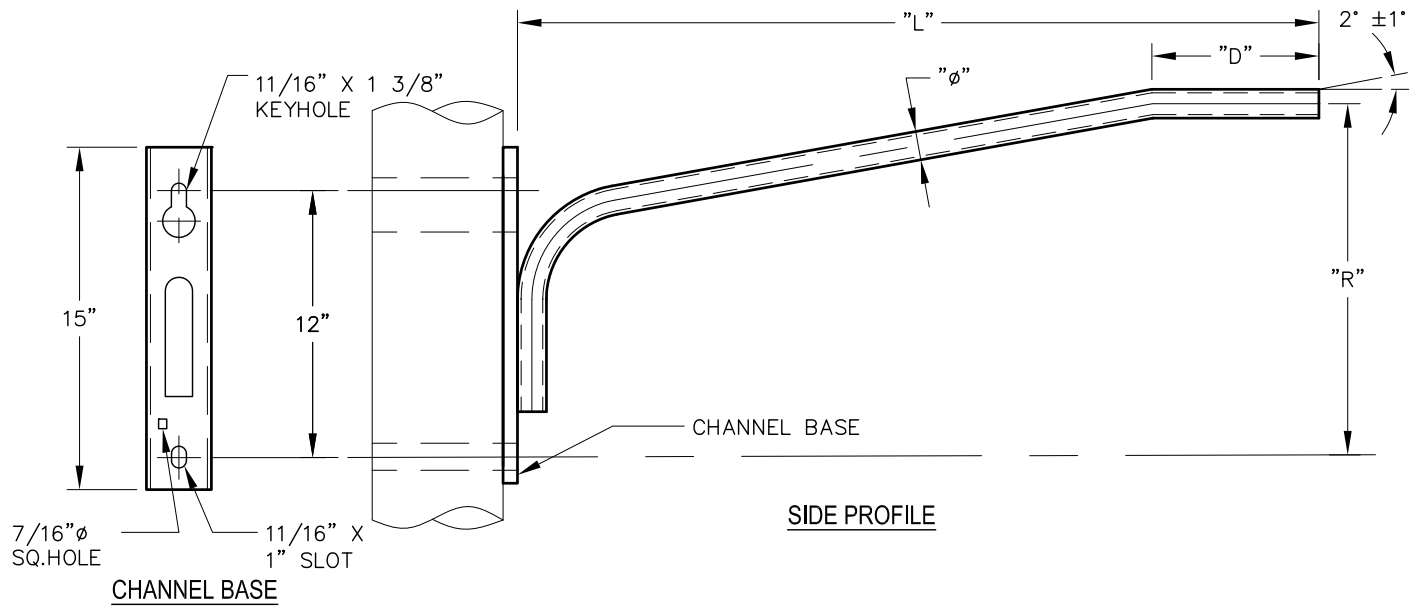
- NOTES:
- 1.0 MATERIAL:
 - 1.1 BRACKET COMPONENTS: A-36
 - 1.2 EXTENSION ARM: STEEL A-30
 - 1.3 HARDWARE: STEEL
 - 2.0 FINISH:
 - 2.1 HARDWARE: HOT DIPPED GALVANIZED PER ASTM A-123 SPECIFICATIONS
 - 2.2 3/8" GROUNDING ASSEMBLY WILL CONSIST OF 1 1/4" x 3/8" CARRIAGE BOLT, 3/8" FLAT WASHER, 3/8" HEX NUT AND BONDING CLIP STAKED IN.

CANTILEVER STYLE ARMS

ACTION
MFG.
INC.

CANTILEVER MAST ARM

CS-9

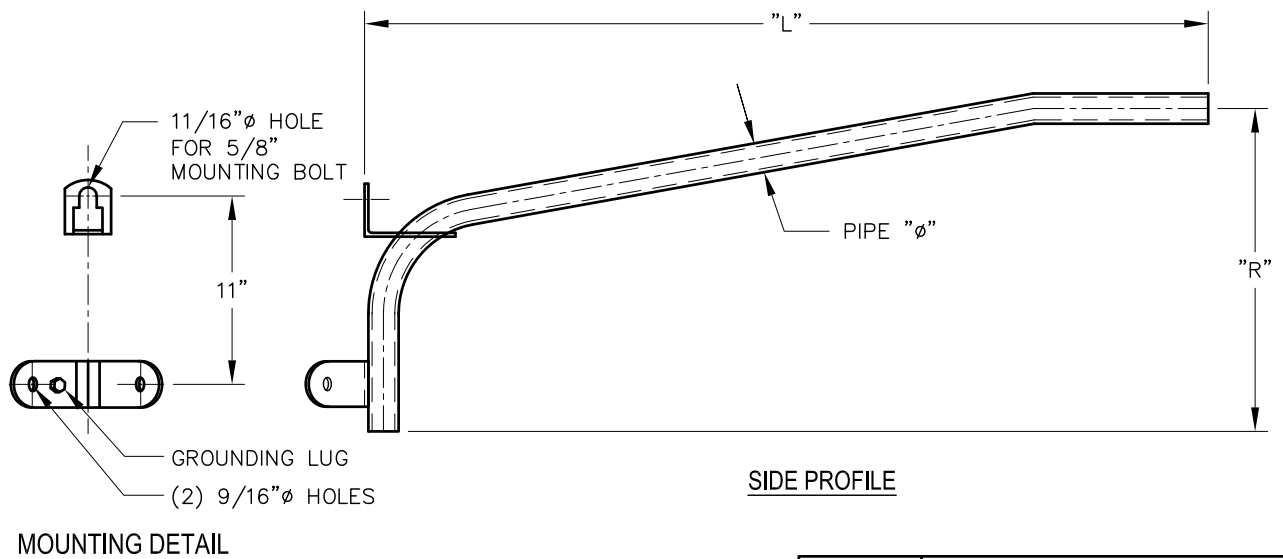


CATALOG NUMBERS	DIMENSIONS IN (INCHES)			
	NOMINAL LENGTH "L"	RISE "R"	PIPE O.D. "φ"	ARM "D"
AMI-513	1'-8" (32)	12	1.66	7.5
AMI-514	4'-0" (48)	24	1.66	7.5
AMI-515	6'-0" (72)	30	2.375	10

NOTE:

CATALOG NUMBERS SHOWN ARE HOT DIPPED GALVANIZED STEEL FOR ALUMINUM BRACKETS ADD -A SUFFIX. EXAMPLE AMI-XXX-A. PAINTED BRACKETS SUPPLIED ON REQUEST.

CANTILEVER MAST ARM



NOTE:

CATALOG NUMBERS SHOWN ARE HOT DIPPED GALVANIZED STEEL FOR ALUMINUM BRACKETS ADD -A SUFFIX. EXAMPLE AMI-XXX-A. PAINTED BRACKETS SUPPLIED ON REQUEST.

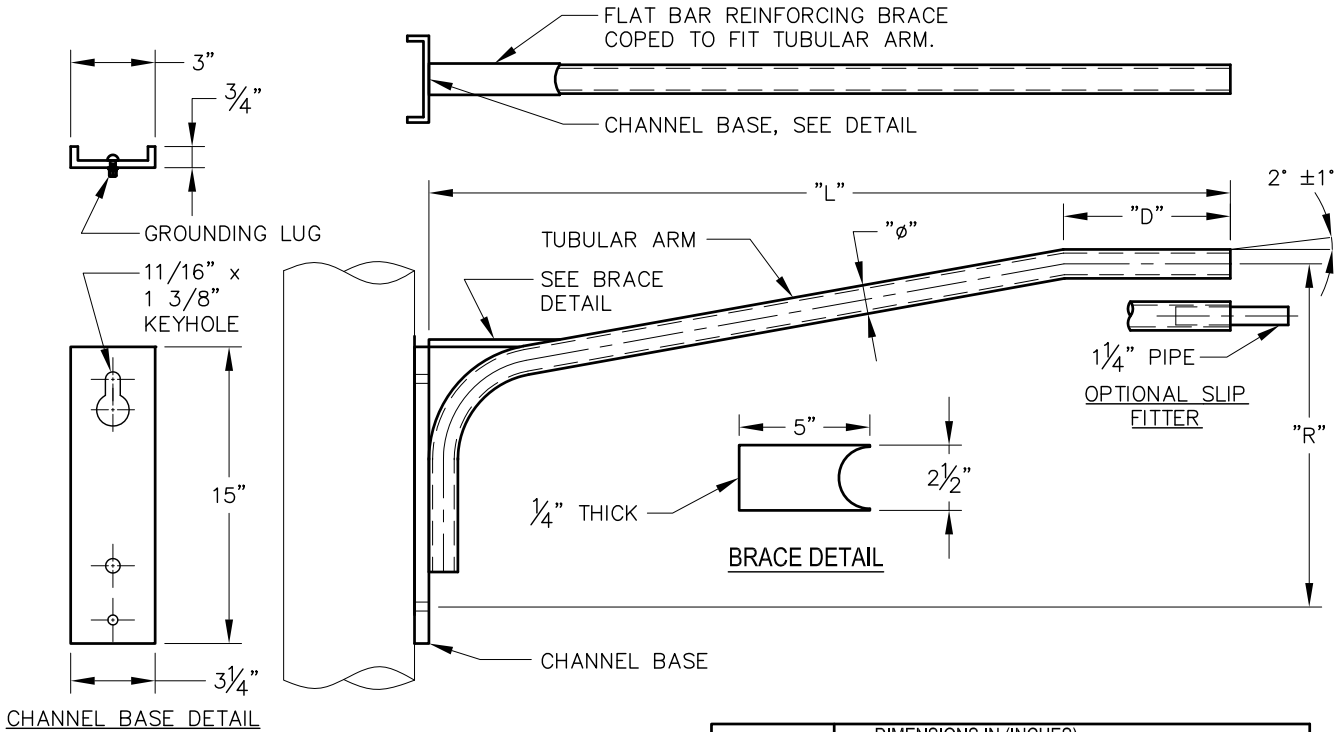
CATALOG NUMBERS	DIMENSIONS IN (INCHES)		
	NOMINAL LENGTH "L"	RISE "R"	PIPE "φ"
AMI-1213	6'-0" (72)	26	2
AMI-1214	8'-0" (96)	32	2

CANTILEVER STYLE ARMS

ACTION
MFG.
INC.

CANTILEVER MAST ARM

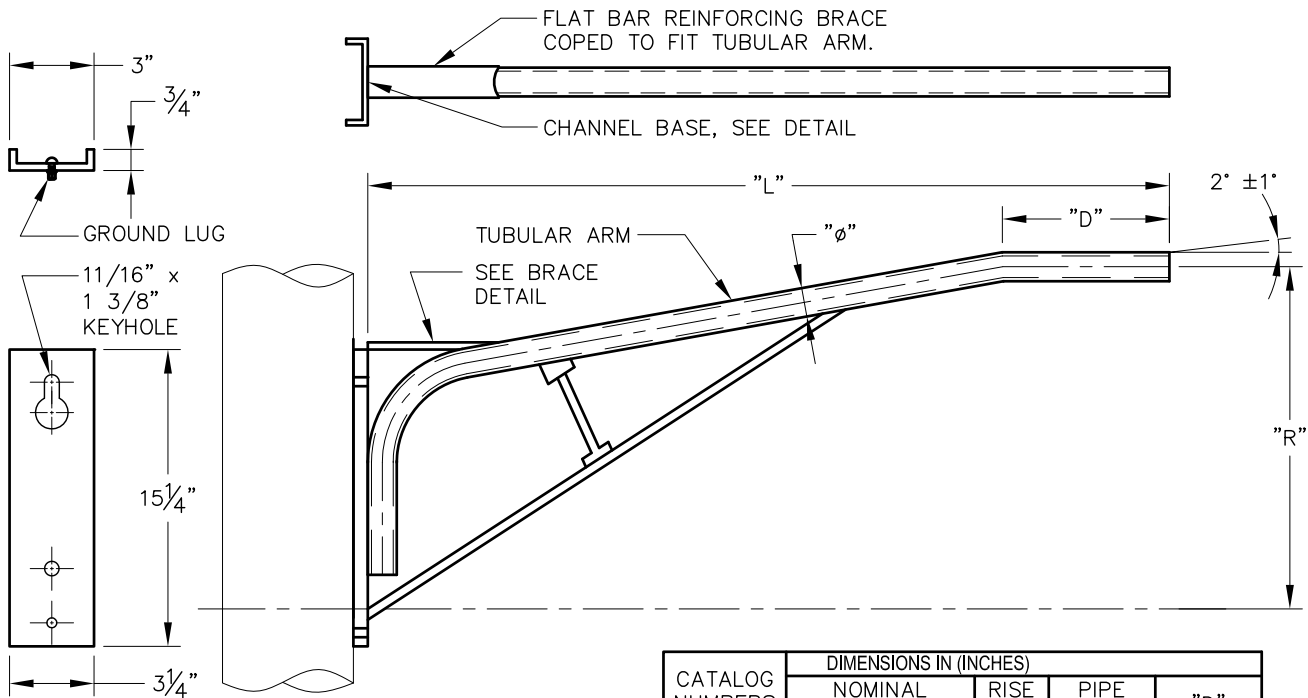
CS-10



NOTE:
FOR ALUMINUM BRACKET ADD-A SUFFIX, EXAMPLE AMI-XXX-A.
FOR 1 1/4" SLIP FITTER (SEE DETAIL) ADD-R SUFFIX, EXAMPLE AMI-XXX-R.

CATALOG NUMBERS	DIMENSIONS IN (INCHES)			
	NOMINAL LENGTH "L"	RISE "R"	PIPE O.D. " ϕ "	"D"
AMI-1061	4'-0" (48)	24	2	15
AMI-1062	4'-0" (48)	24	1 1/4	15
AMI-1063	6'-0" (72)	30	2	15

CANTILEVER MAST ARM

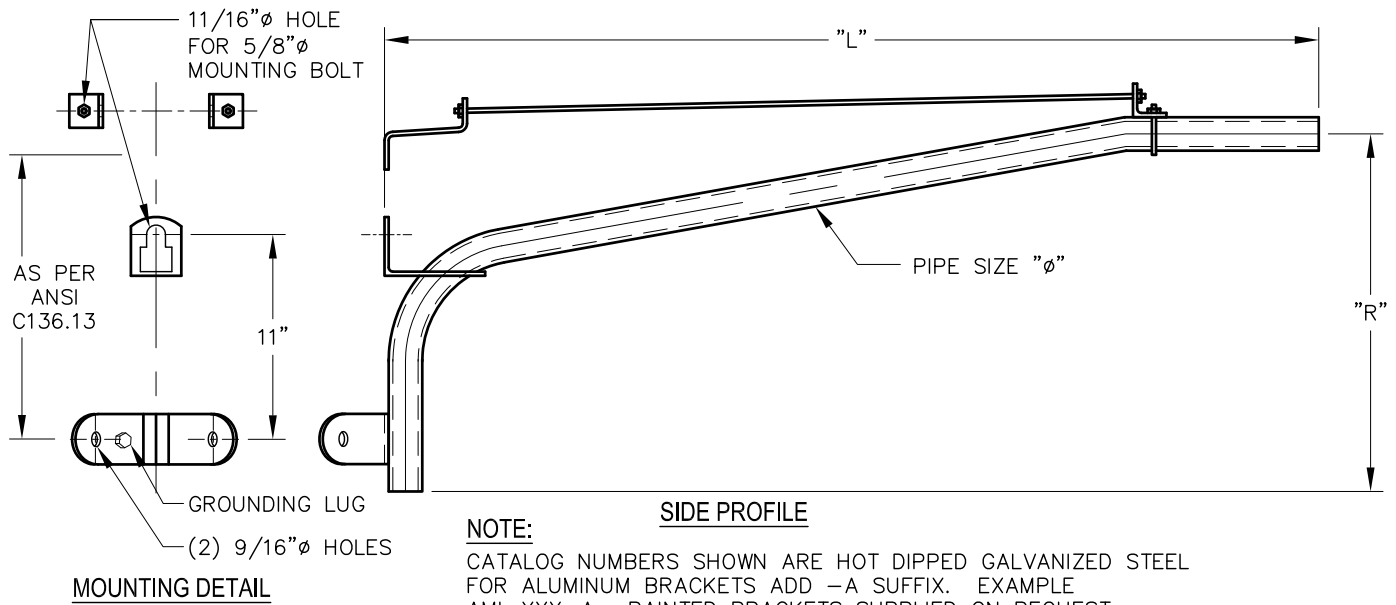


NOTE:
FOR ALUMINUM BRACKET ADD-A SUFFIX, EXAMPLE AMI-XXX-A.
FOR 1 1/4" SLIP FITTER (SEE DETAIL) ADD-R SUFFIX, EXAMPLE AMI-XXX-R.

CATALOG NUMBERS	DIMENSIONS IN (INCHES)			
	NOMINAL LENGTH "L"	RISE "R"	PIPE O.D. " ϕ "	"D"
AMI-1064	8'-0" (96)	36	2	15

CANTILEVER STYLE ARMS

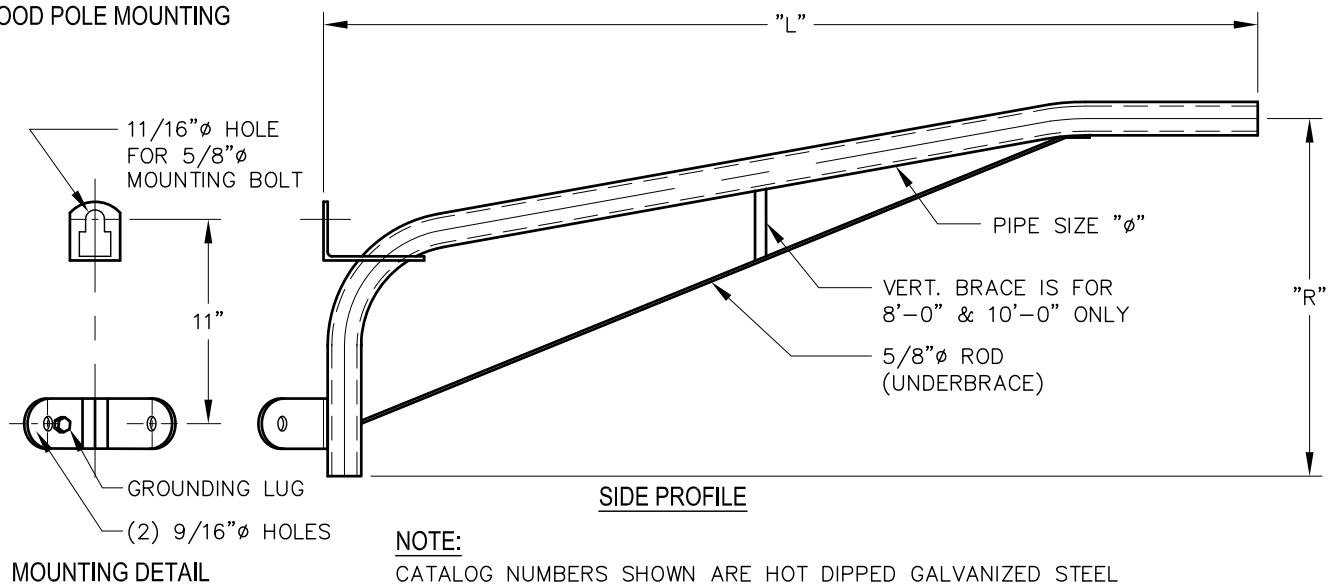
CANTILEVER MAST ARM FOR WOOD POLE MOUNTING WITH 2 TIE RODS



CATALOG NUMBERS	DIMENSIONS IN (INCHES)		
	NOMINAL LENGTH "L"	RISE "R"	PIPE ϕ
AMI-115	10'-0" (120)	48	1 1/4
AMI-117	12'-0" (144)	60	1 1/4
AMI-119	14'-0" (168)	60	1 1/4
AMI-121	16'-0" (192)	72	1 1/4
AMI-123	18'-0" (216)	78	1 1/4
AMI-125	20'-0" (240)	84	1 1/4
AMI-1295	22'-0" (264)	84	1 1/4

CATALOG NUMBERS	DIMENSIONS IN (INCHES)		
	NOMINAL LENGTH "L"	RISE "R"	PIPE ϕ
AMI-122	16'-0" (192)	72	2
AMI-124	18'-0" (216)	78	2
AMI-126	20'-0" (240)	84	2
AMI-1199	8'-0" (96)	36	2
AMI-116	10'-0" (120)	48	2
AMI-118	12'-0" (144)	60	2
AMI-120	14'-0" (168)	60	2

CANTILEVER MAST ARM FOR WOOD POLE MOUNTING



CATALOG NUMBERS	DIMENSIONS IN (INCHES)		
	NOMINAL LENGTH "L"	RISE "R"	PIPE ϕ
AMI-591	6'-0" (72)	30	1 1/4
AMI-593	8'-0" (96)	42	1 1/4
AMI-1140	8'-0" (96)	68	1 1/4
AMI-1147	10'-0" (120)	68	1 1/4

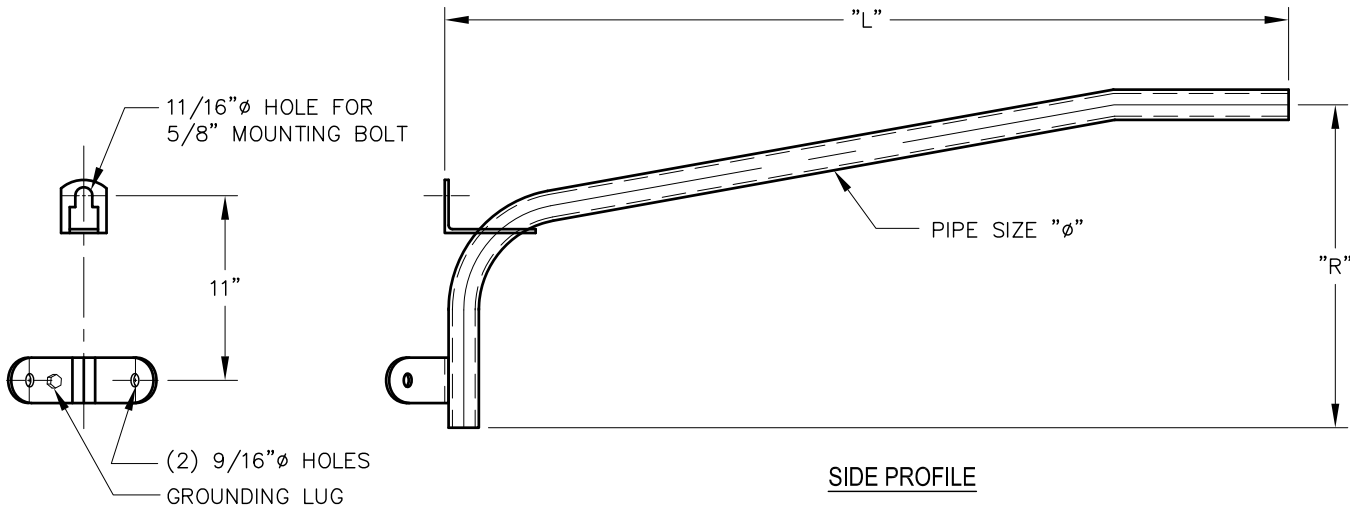
CATALOG NUMBERS	DIMENSIONS IN (INCHES)		
	NOMINAL LENGTH "L"	RISE "R"	PIPE ϕ
AMI-592	6'-0" (72)	30	2
AMI-594	8'-0" (96)	42	2
AMI-595	10'-0" (120)	48	2

CANTILEVER STYLE ARMS

ACTION
MFG.
INC.

CANTILEVER MAST ARM FOR WOOD POLE MOUNTING

CS-12

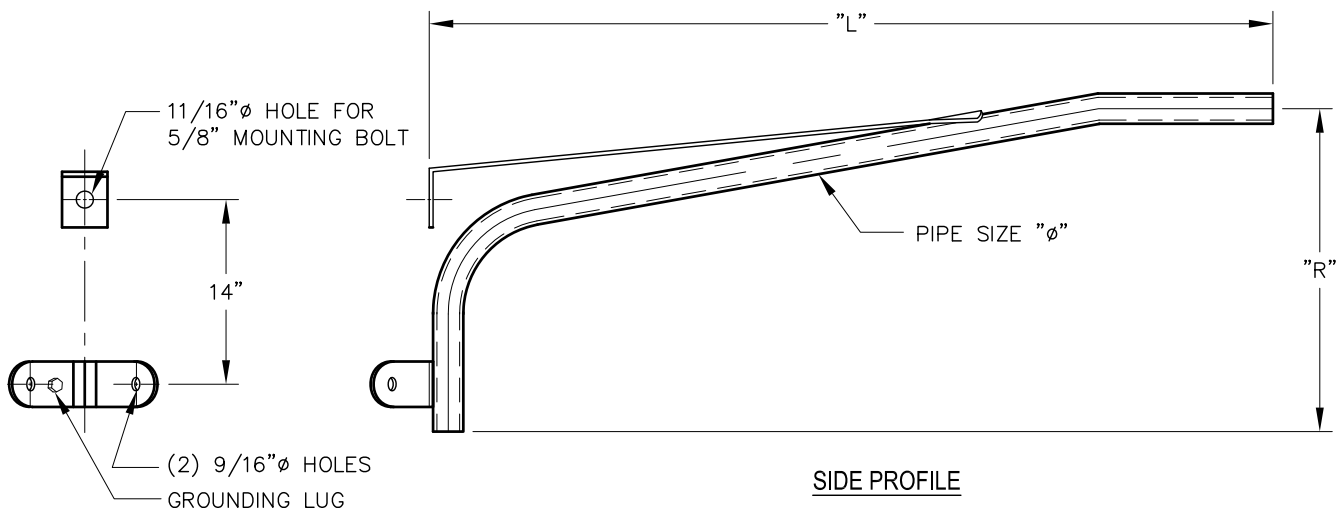


MOUNTING DETAIL

CATALOG NUMBERS SHOWN ARE HOT DIPPED GALVANIZED STEEL. FOR ALUMINUM BRACKETS ADD -A SUFFIX. EXAMPLE AMI-XXX-A PAINTED BRACKETS SUPPLIED ON REQUEST.

CATALOG NUMBERS	DIMENSIONS IN (INCHES)			
	NOMINAL LENGTH "L"	RISE "R"	PIPE O.D. "φ"	SHIP WEIGHT
AMI-5	2'-0" (24)	12	1 1/4	7lbs.
AMI-10	4'-0" (48)	18	1 1/4	10lbs.
AMI-15	6'-0" (72)	60	2	24lbs.
AMI-20	8'-0" (96)	30	2	26lbs.

CANTILEVER MAST ARM FOR WOOD POLE MOUNTING



MOUNTING DETAIL

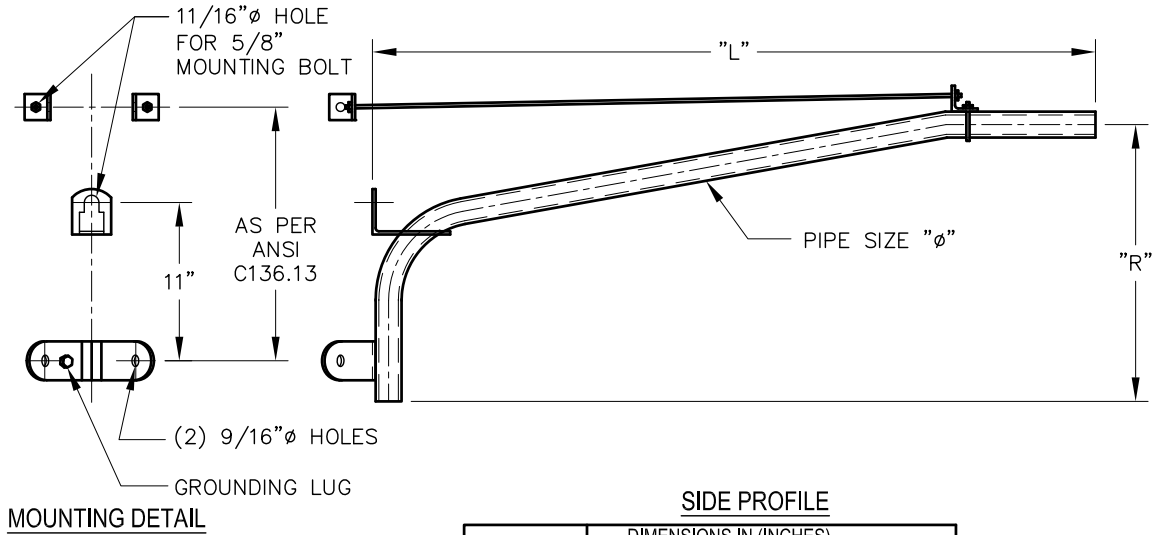
CATALOG NUMBERS SHOWN ARE HOT DIPPED GALVANIZED STEEL. FOR ALUMINUM BRACKETS ADD -A SUFFIX. EXAMPLE AMI-XXX-A PAINTED BRACKETS SUPPLIED ON REQUEST.

CATALOG NUMBERS	DIMENSIONS IN (INCHES)		
	NOMINAL LENGTH "L"	RISE "R"	PIPE O.D. "φ"
AMI-1176	8'-0" (96)	27	2
AMI-1177	10'-0" (120)	34	2

CANTILEVER STYLE ARMS

CANTILEVER MAST ARM FOR WOOD POLE MOUNTING WITH 2 TIE RODS

CS-13



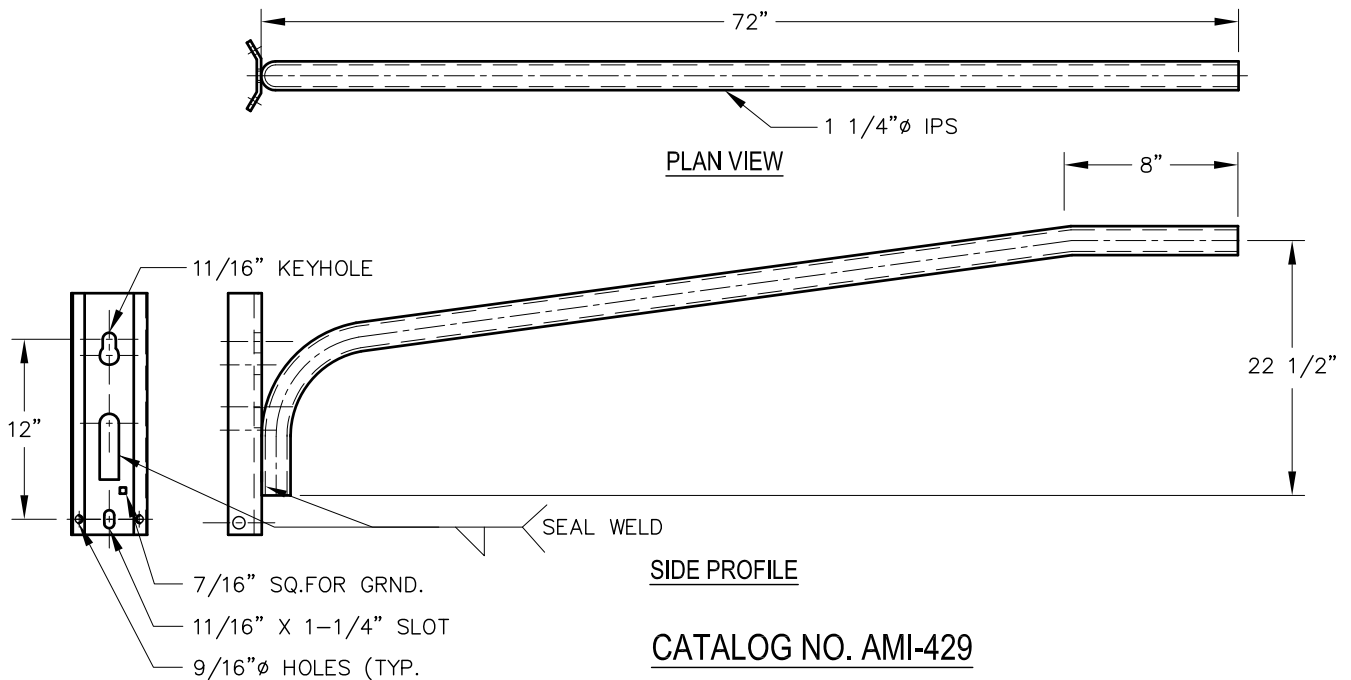
NOTE:

CATALOG NUMBERS SHOWN ARE HOT DIPPED GALVANIZED STEEL. FOR ALUMINUM BRACKETS ADD -A SUFFIX. EXAMPLE AMI-XXX-A.

PAINTED BRACKETS SUPPLIED ON REQUEST.

CATALOG NUMBERS	DIMENSIONS IN (INCHES)		
	NOMINAL LENGTH "L"	RISE "R"	PIPE " ϕ "
AMI-1215	10'-0" (120)	40	2
AMI-1216	12'-0" (144)	46	2
AMI-1217	14'-0" (168)	42	2
AMI-1218	10'-0" (120)	46	2
AMI-1219	16'-0" (192)	50	2
AMI-1220	20'-0" (240)	54	2

6'-0" CANTILEVER MAST ARM



NOTE:

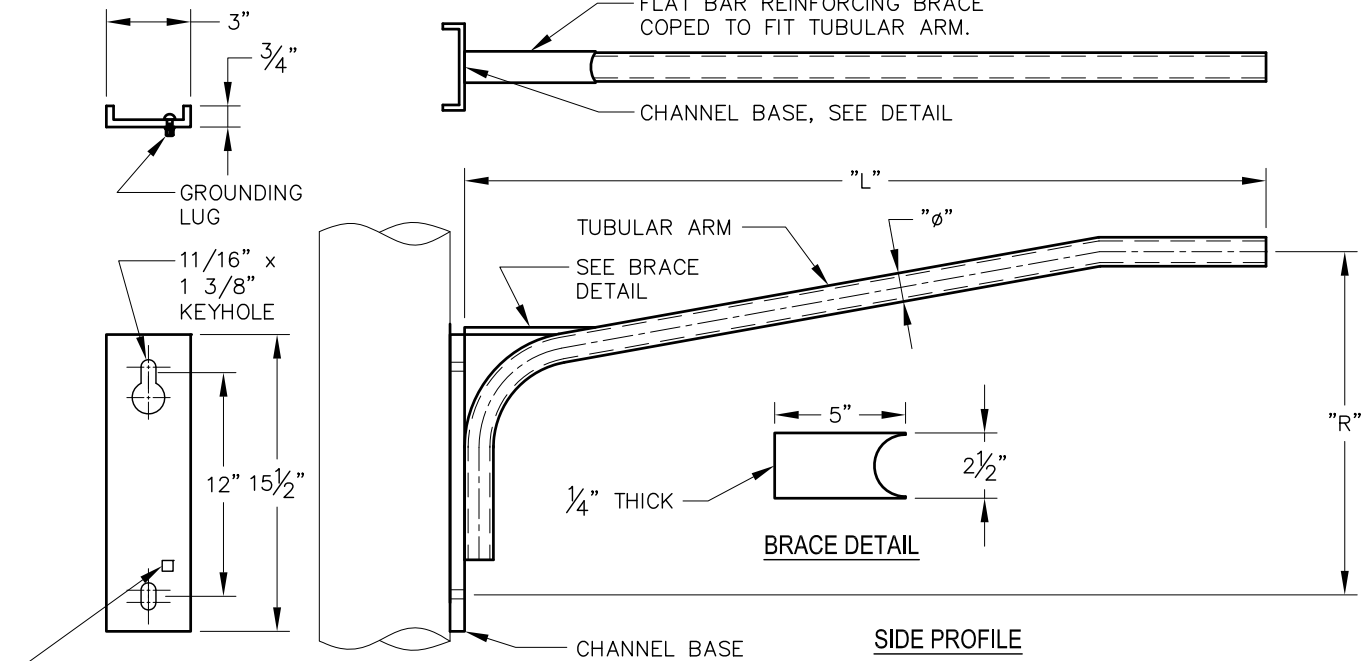
CATALOG NUMBERS SHOWN ARE HOT DIPPED GALVANIZED STEEL. FOR ALUMINUM BRACKETS ADD -A SUFFIX. EXAMPLE AMI-XXX-A.

PAINTED BRACKETS SUPPLIED ON REQUEST.

CANTILEVER STYLE ARMS

CANTILEVER MAST ARM

CS-14



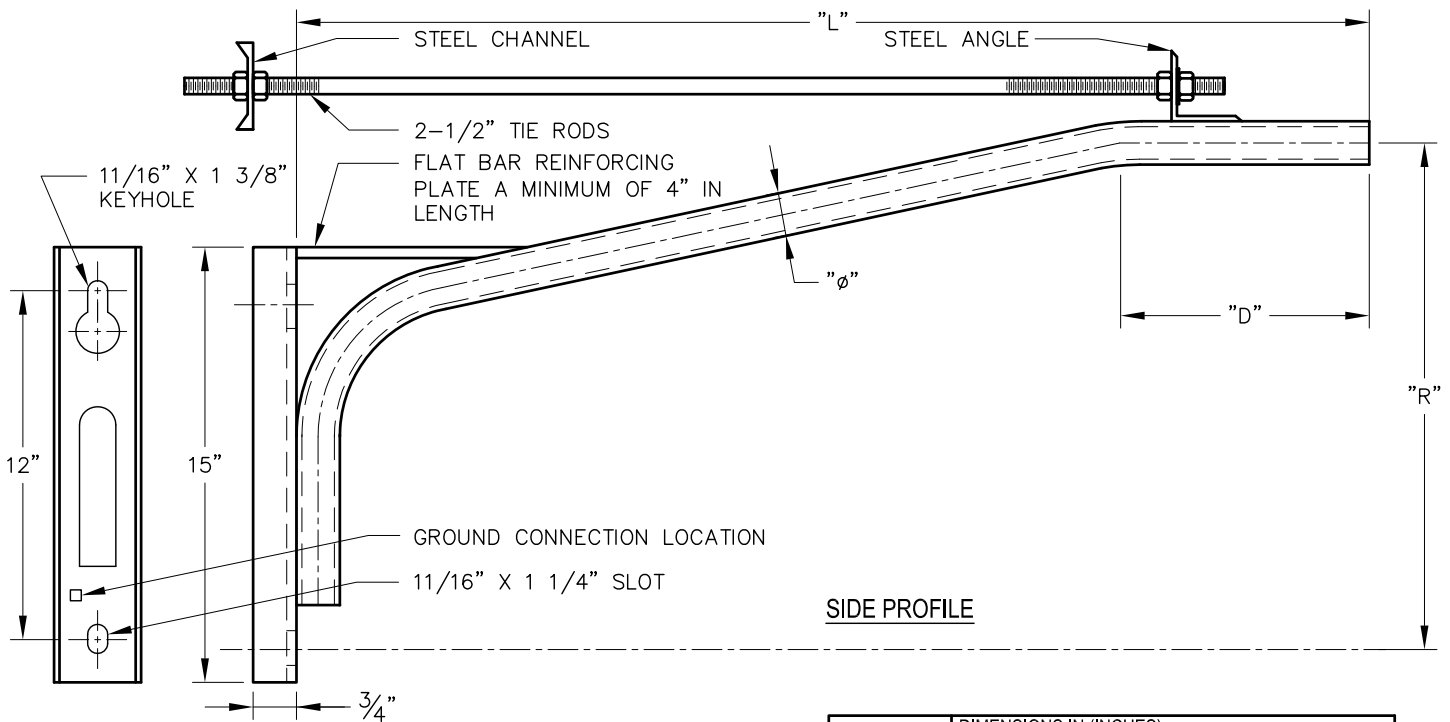
GROUNDING CONNECTOR
3/8" X 1 1/4" CARRIAGE BOLT,
W/ LOCK WASHER, F/W AND NUT.

CHANNEL BASE DETAIL

NOTE:
FOR ALUMINUM BRACKET ADD -A SUFFIX, EXAMPLE AMI-XXX-A.

CATALOG NUMBERS	DIMENSIONS IN (INCHES)		
	NOMINAL LENGTH "L"	RISE "R"	PIPE "φ"
AMI-512	6'-0" (72)	62	1 1/4

CANTILEVER MAST ARM



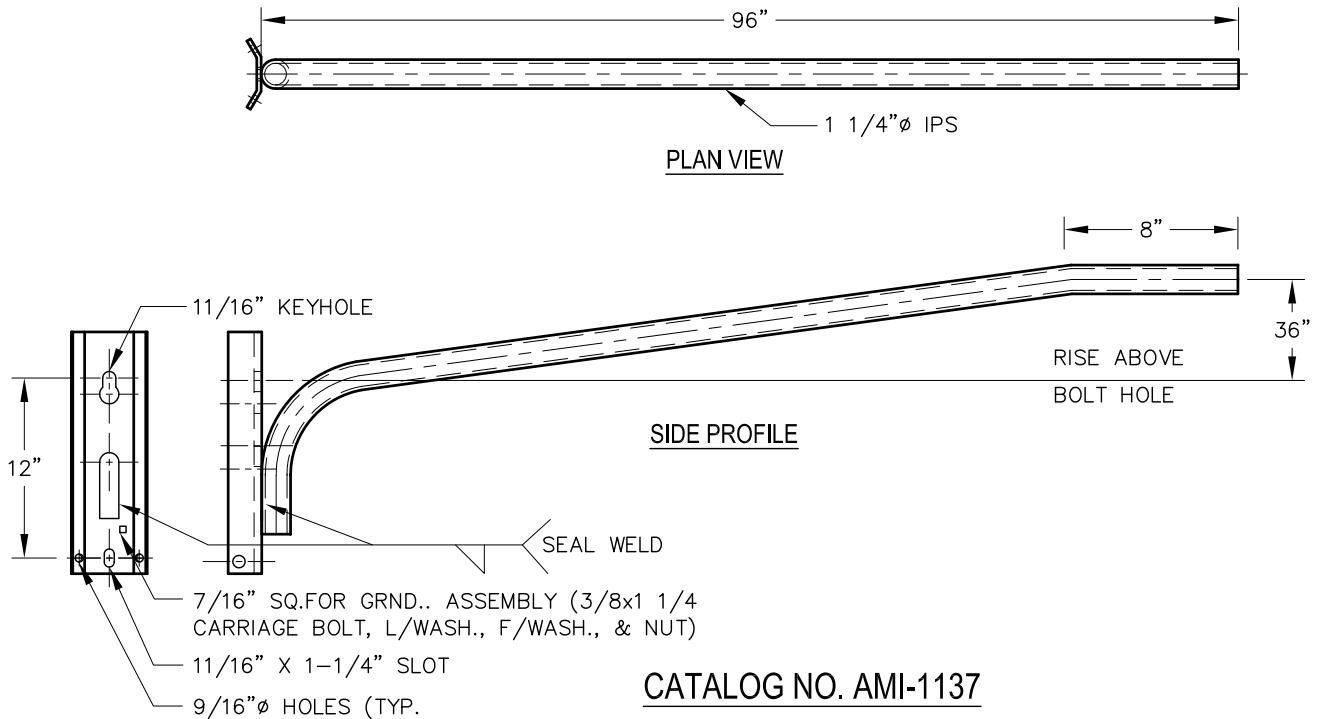
CATALOG NUMBER IS FOR HOT DIPPED GALVANIZED STEEL.
FOR ALUMINUM BRACKET ADD -A SUFFIX. EXAMPLE AMI-XXX-A

CATALOG NUMBERS	DIMENSIONS IN (INCHES)			
	NOMINAL LENGTH "L"	RISE "R"	PIPE O.D. "φ"	"D"
AMI-516	8'-0" (96)	30	2.375	36
AMI-517	10'-0" (120)	30	2.375	36
AMI-518	12'-0" (144)	30	2.375	36

CANTILEVER STYLE ARMS

8'-0" CANTILEVER MAST ARM

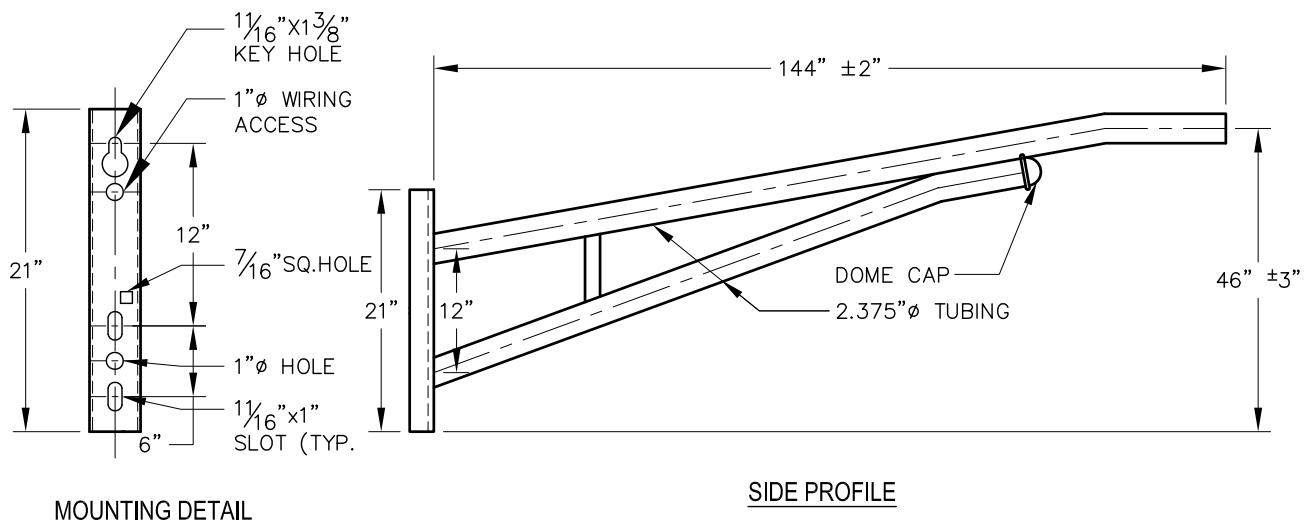
CS-15



NOTE:

CATALOG NUMBER IS FOR HOT DIPPED GALVANIZED STEEL.
FOR ALUMINUM BRACKET ADD -A SUFFIX, EXAMPLE AMI-XXX-A.

TRUSS-TYPE MAST ARM FOR CONCRETE POLE MOUNTING



NOTE:

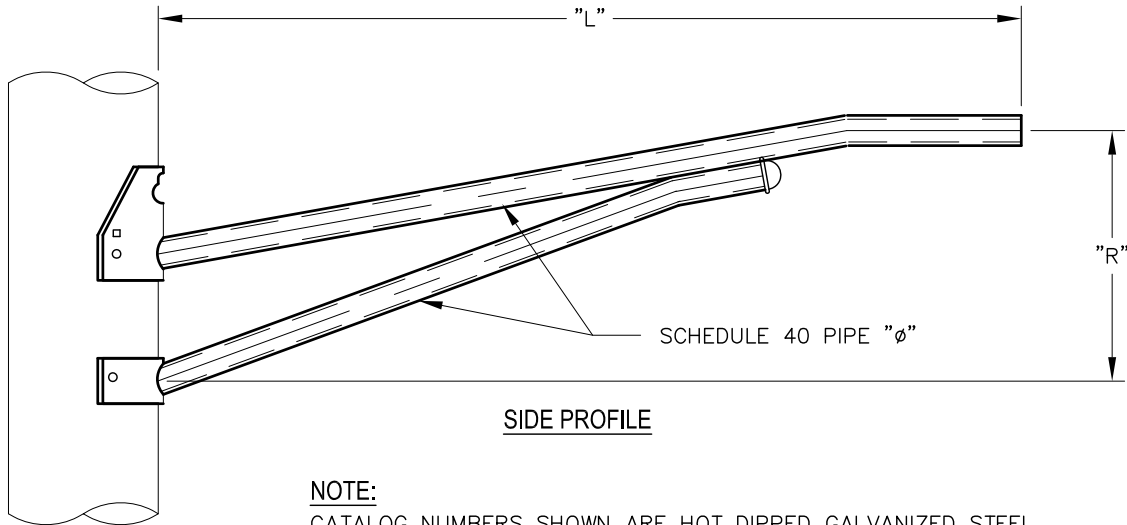
CATALOG NUMBERS SHOWN ARE FOR HOT DIPPED GALVANIZED STEEL FOR ALUMINUM BRACKETS ADD -A SUFFIX. EXAMPLE AMI-XXX-A. PAINTED BRACKETS SUPPLIED ON REQUEST.

CANTILEVER STYLE ARMS

ACTION
MFG.
INC.

TRUSS-TYPE MAST ARM FOR WOOD POLE MOUNTING

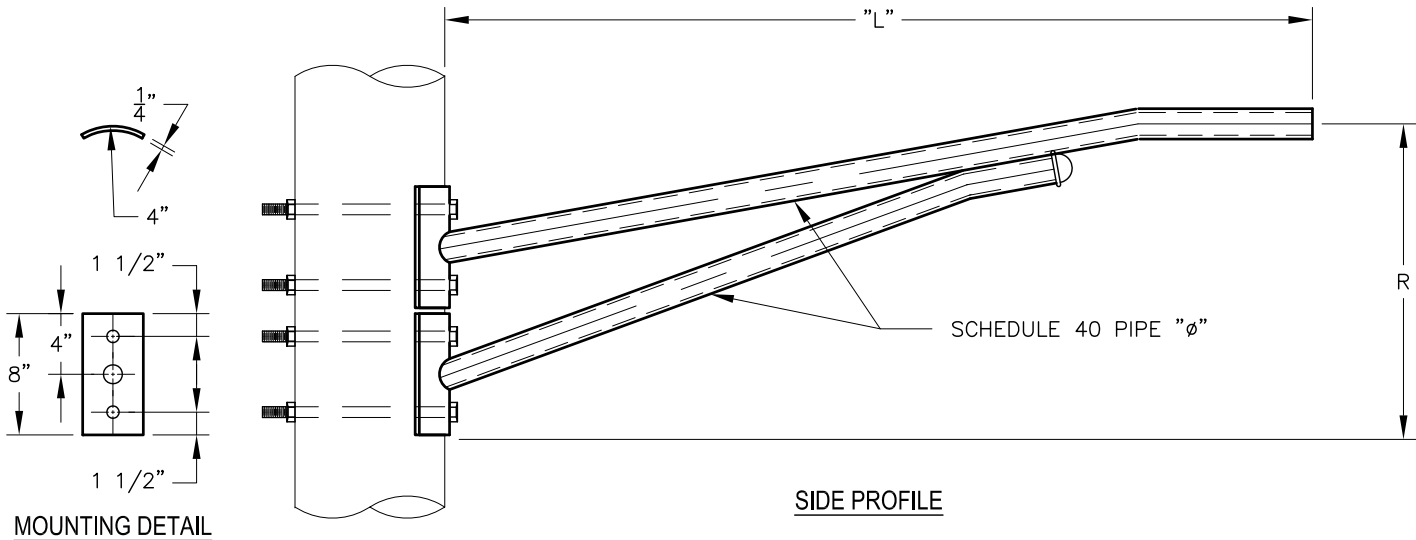
CS-16



CATALOG NUMBERS	DIMENSIONS IN (INCHES)		
	NOMINAL LENGTH "L"	RISE "R"	PIPE ϕ
AMI-596	8'-0" (96)	42	1 1/4
AMI-597	10'-0" (120)	48	1 1/4
AMI-599	12'-0" (144)	54	1 1/4
AMI-601	14'-0" (168)	60	1 1/4

CATALOG NUMBERS	DIMENSIONS IN (INCHES)		
	NOMINAL LENGTH "L"	RISE "R"	PIPE ϕ
AMI-598	10'-0" (120)	48	2
AMI-600	12'-0" (144)	54	2
AMI-602	14'-0" (168)	60	2
AMI-603	16'-0" (192)	66	2
AMI-604	18'-0" (216)	72	2
AMI-605	20'-0" (240)	78	2

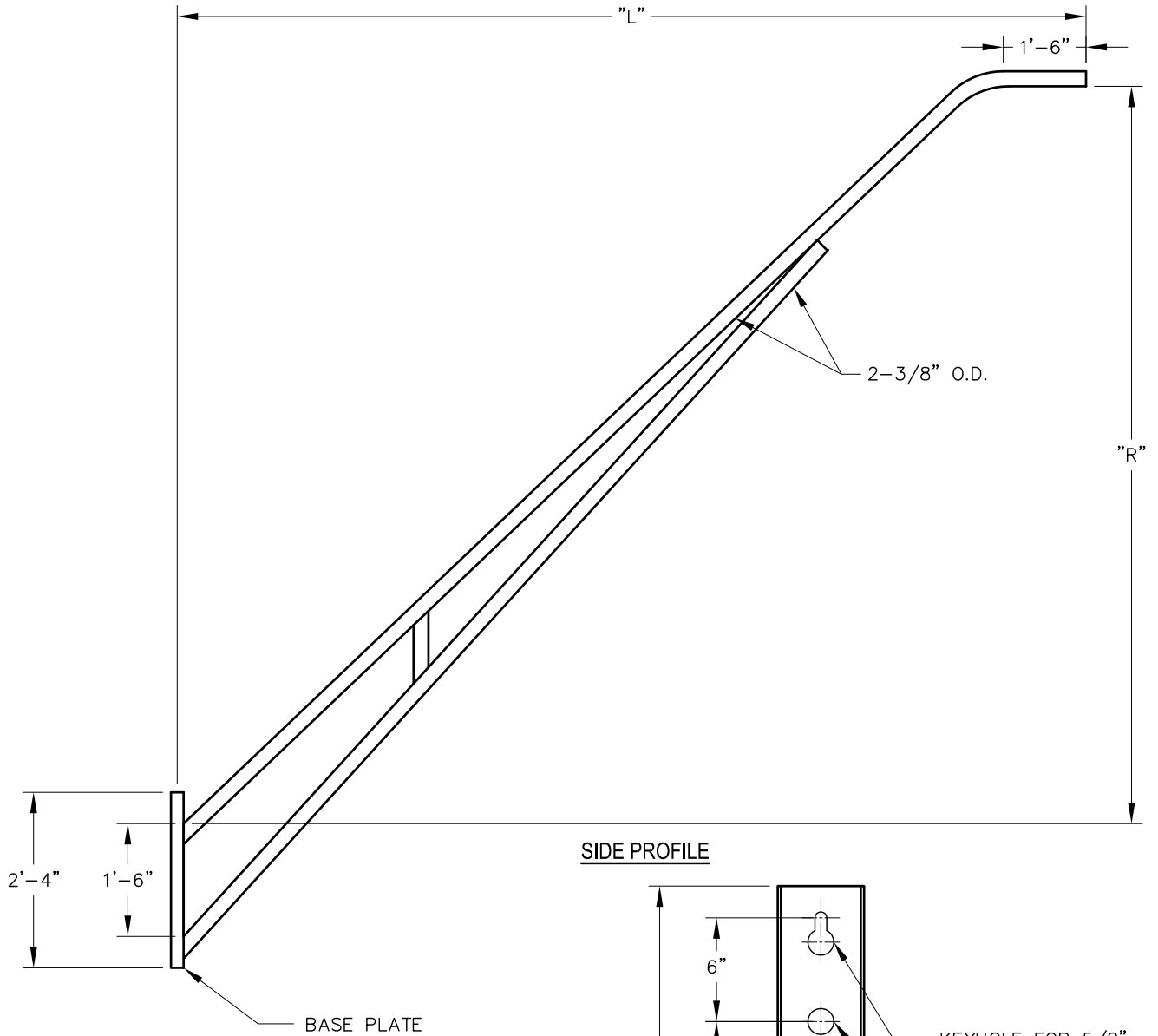
TRUSS-TYPE MAST ARM FOR CONCRETE POLE MOUNTING



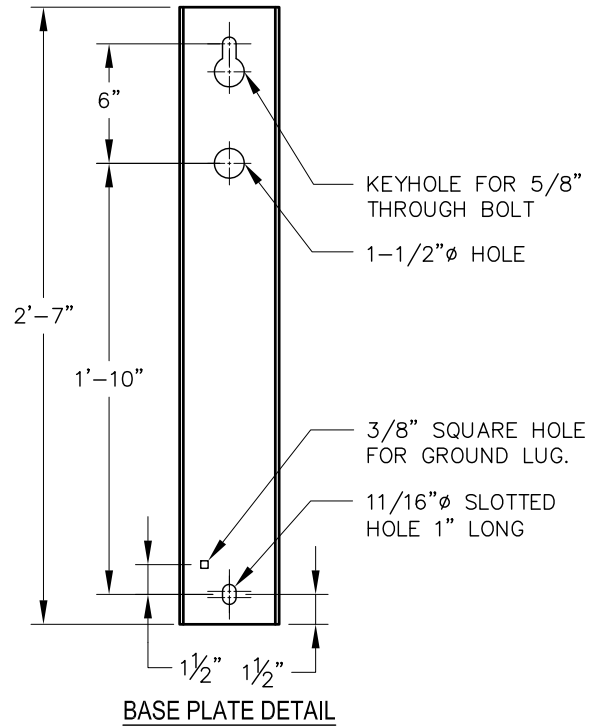
CATALOG NUMBERS	DIMENSIONS IN (INCHES)		
	NOMINAL LENGTH "L"	RISE "R"	PIPE ϕ
AMI-606	12'-0" (144)	54	2
AMI-607	14'-0" (168)	60	2

TRUSS-TYPE MAST ARM FOR CONCRETE POLE MOUNTING

CS-17



SIDE PROFILE



NOTE:

CATALOG NUMBERS SHOWN ARE HOT DIPPED GALVANIZED STEEL. FOR ALUMINUM BRACKETS ADD -A SUFFIX, EXAMPLE AMI-XXX-A.

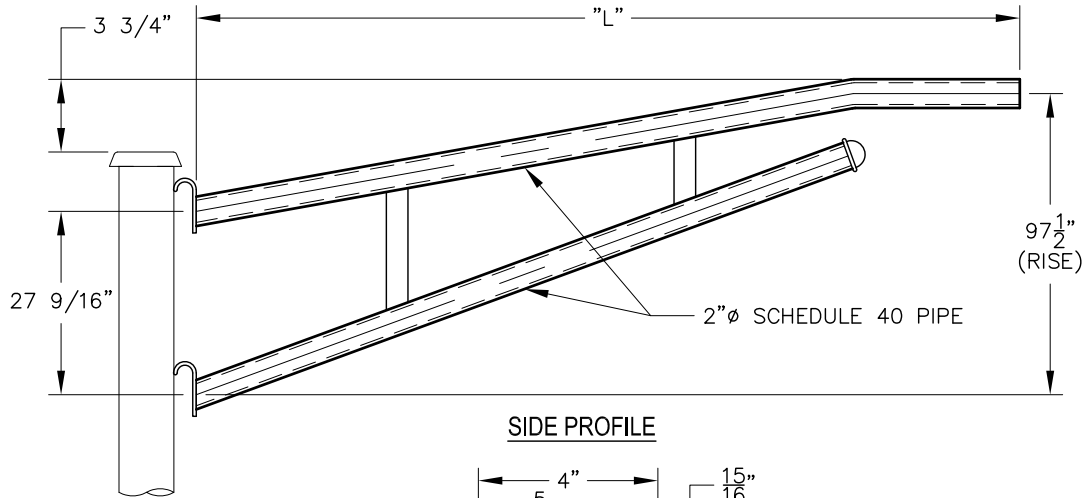
CATALOG NUMBERS	DIMENSIONS IN (INCHES)		
	NOMINAL LENGTH "L"	RISE "R"	PIPE O.D. "ø"
AMI-519	12'-0" (144)	5'-0" (60)	2 3/8
AMI-520	12'-0" (144)	10'-0" (120)	2 3/8

CANTILEVER STYLE ARMS

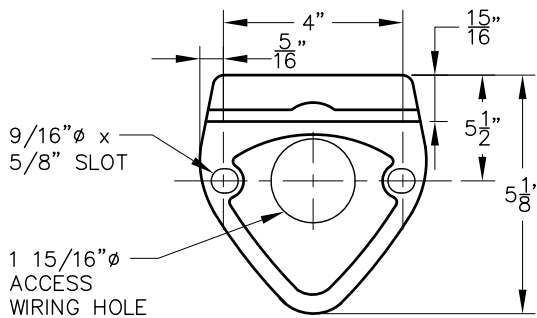
ACTION
MFG.
INC.

TRUSS-TYPE MAST ARM FOR STEEL POLES

CS-18



SIDE PROFILE

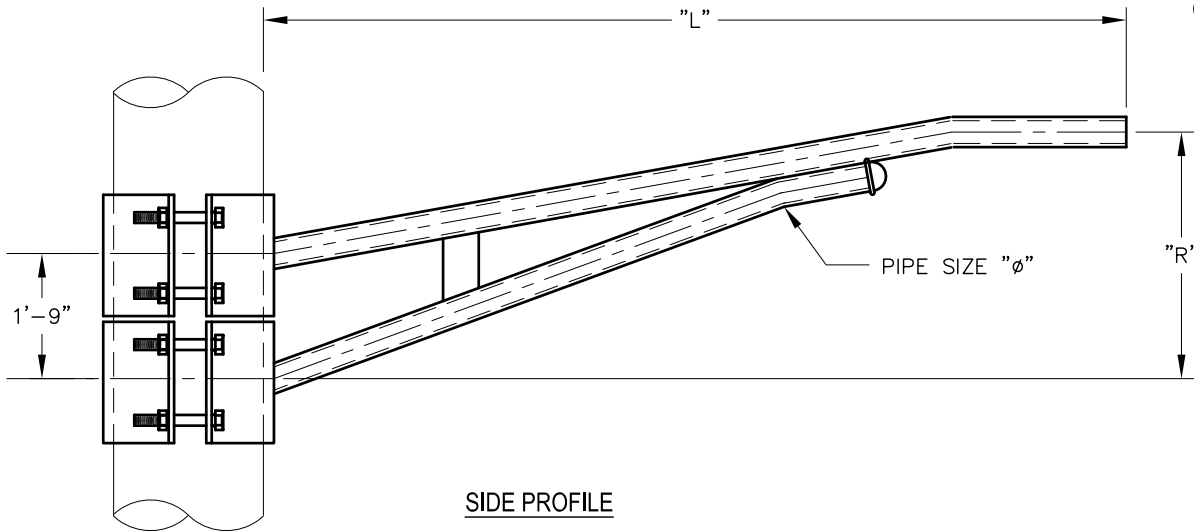


MOUNTING PLATE

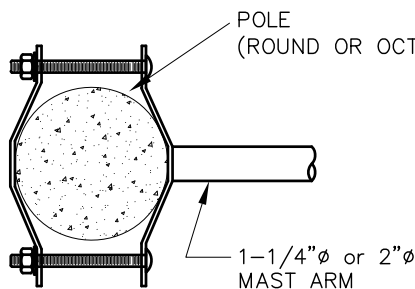
CATALOG NUMBERS	DIMENSIONS IN INCHES	
	NOMINAL LENGTH "L"	
AMI-169	6'-0"	(72)
AMI-170	8'-0"	(96)
AMI-171	10'-0"	(120)
AMI-172	12'-0"	(144)
AMI-173	15'-0"	(180)

NOTE: ALL MATERIALS ARE HOT DIPPED GALVANIZED.

TRUSS TYPE MAST ARM CLAMP ON TRUSS



SIDE PROFILE



TOP VIEW

NOTE:

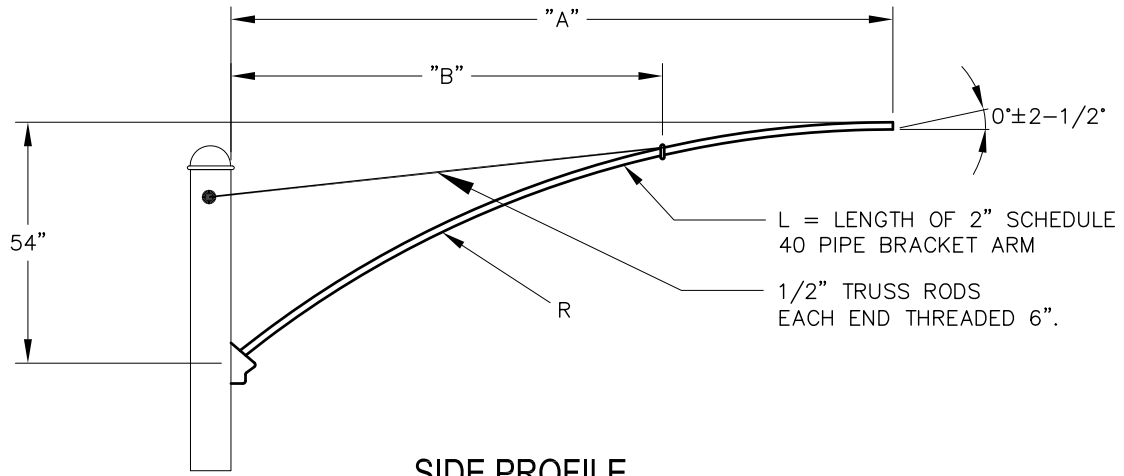
PLEASE SPECIFY POLE DIAMETER WHEN ORDERING.

CATALOG NUMBERS	DIMENSIONS IN (INCHES)		
	NOMINAL LENGTH "L"	RISE "R"	PIPE "phi"
AMI-644	12'-0" (144)	54	1 1/4
AMI-645	12'-0" (144)	54	2

CANTILEVER STYLE ARMS

UPSWEEEP MAST ARM WITH TRUSS ROD FOR WIND-BRACE

CS-19

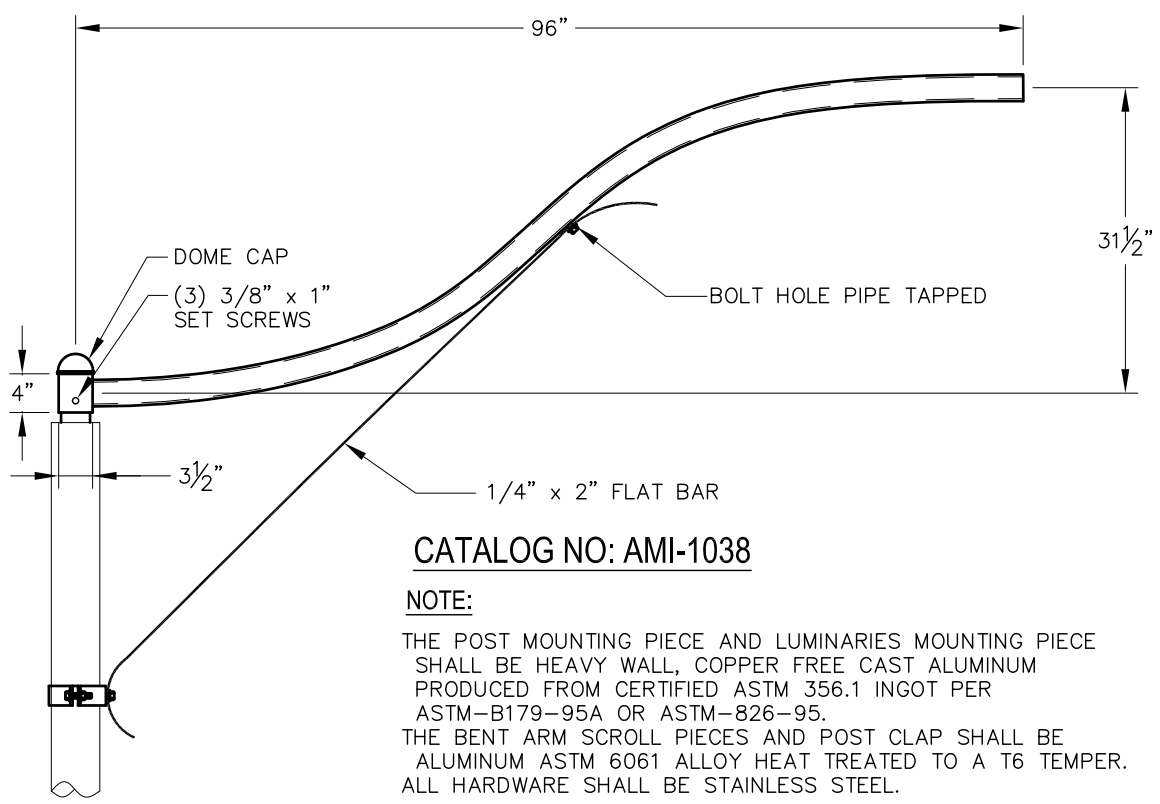


SIDE PROFILE

CATALOG NUMBERS	STOCK	"A"	"B"	"L"	"R"
AMI-165	470-043	10'-0"	8'-0"	11'-0"	9'-3"
AMI-166	470-044	12'-0"	9'-7"	13'-0"	13'-0"
AMI-167	470-065P1	15'-0"	11'-7"	16'-0"	21'-0"

- NOTES:
- 1.) ARM IS FABRICATED FROM 2" PIPE TO A SINGLE BOLT SIMPLEX SHOE.
 - 2.) TIE RODS, CLAMPS, SET SCREWS, AND SPECIAL, CAP SCREWS, 1/2"x3/4" COUNTERSUNK HEX HEAD (GALV.) ARE PACKAGE TOGETHER FOR SHIPMENT.

UPSWEEEP MAST ARM



CATALOG NO: AMI-1038

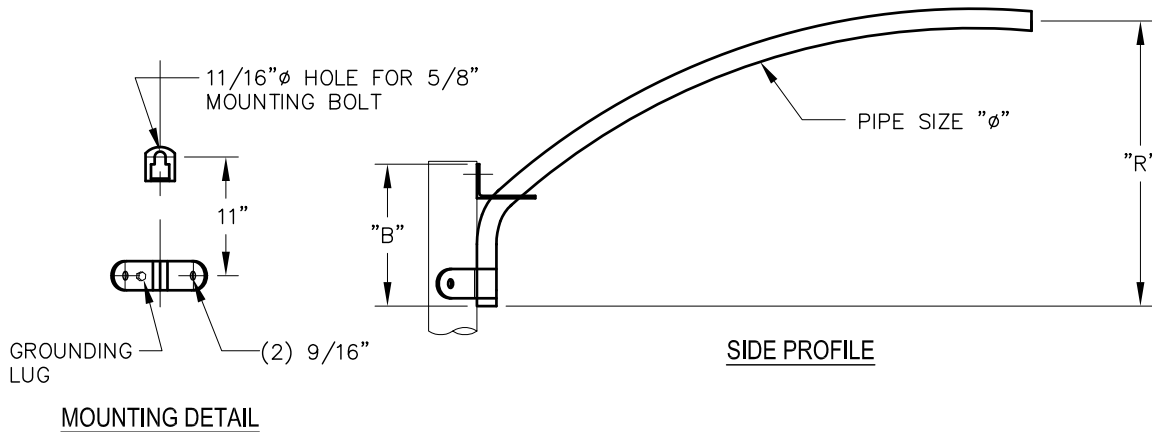
NOTE:
THE POST MOUNTING PIECE AND LUMINARIES MOUNTING PIECE SHALL BE HEAVY WALL, COPPER FREE CAST ALUMINUM PRODUCED FROM CERTIFIED ASTM 356.1 INGOT PER ASTM-B179-95A OR ASTM-826-95.
THE BENT ARM SCROLL PIECES AND POST CLAP SHALL BE ALUMINUM ASTM 6061 ALLOY HEAT TREATED TO A T6 TEMPER.
ALL HARDWARE SHALL BE STAINLESS STEEL.

CANTILEVER STYLE ARMS

ACTION
MFG.
INC.

UPSWEEP ARM FOR WOOD POLE MOUNTING

CS-20



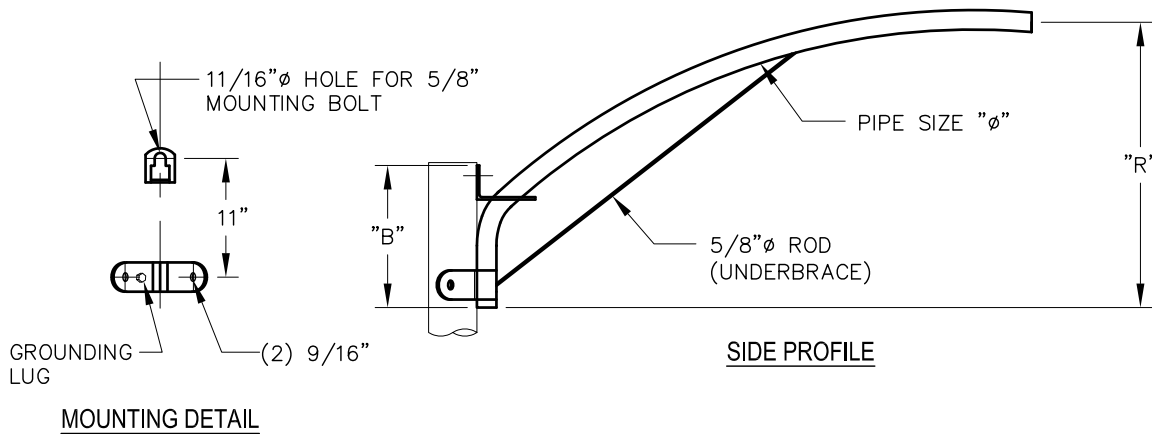
NOTE:

CATALOG NUMBERS SHOWN ARE HOT DIPPED GALVANIZED STEEL FOR ALUMINUM BRACKETS ADD -A SUFFIX. EXAMPLE AMI-XXX-A. PAINTED BRACKETS SUPPLIED ON REQUEST.

CATALOG NUMBERS	DIMENSIONS IN (INCHES)				
	NOMINAL LENGTH "L"	RISE "R"	PIPE "φ"	WEIGHT (lbs.)	POLE SPACE "B"
AMI-1120	1'-6" (30)	17	1 1/4	3	8 1/2
AMI-1121	4'-0" (48)	23	1 1/4	4	8 1/2
AMI-1122	4'-0" (48)	22	1 1/4	6	11 5/8
AMI-1123	6'-0" (72)	28	1 1/4	7	11 5/8

CATALOG NUMBERS	DIMENSIONS IN (INCHES)				
	NOMINAL LENGTH "L"	RISE "R"	PIPE "φ"	WEIGHT (lbs.)	POLE SPACE "B"
AMI-1124	4'-0" (48)	22	2	8	11 7/8
AMI-1125	6'-0" (72)	28	2	11	11 7/8
AMI-1126	8'-0" (96)	30	2	13	11 7/8

UNDERBRACED UPSWEEP MAST ARM FOR WOOD POLE MOUNTING



NOTE:

CATALOG NUMBERS SHOWN ARE HOT DIPPED GALVANIZED STEEL FOR ALUMINUM BRACKETS ADD -A SUFFIX. EXAMPLE AMI-XXX-A. PAINTED BRACKETS SUPPLIED ON REQUEST.

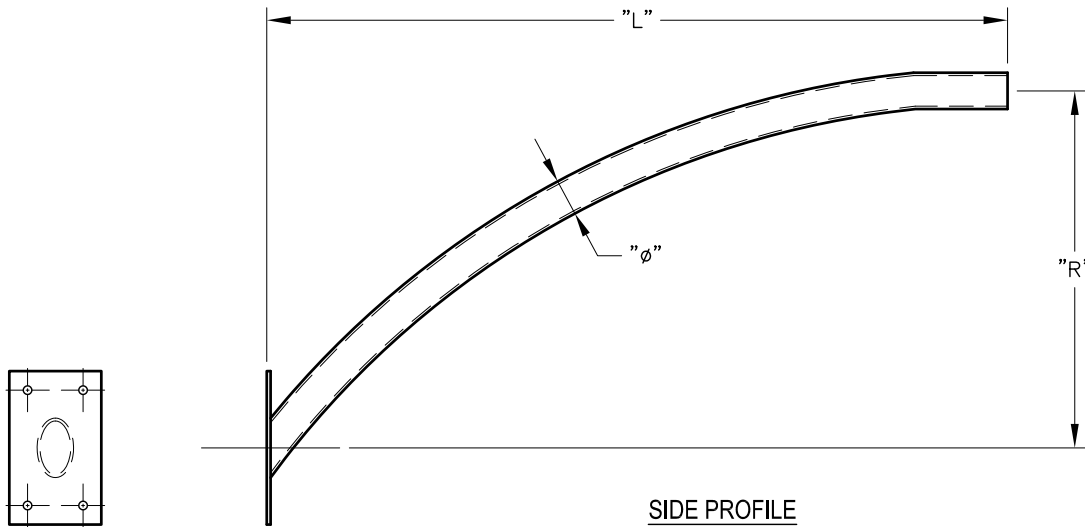
CATALOG NUMBERS	DIMENSIONS IN (INCHES)				
	NOMINAL LENGTH "L"	RISE "R"	PIPE "φ"	WEIGHT (lbs.)	POLE SPACE "B"
AMI-1127	6'-0" (72)	28	1 1/4	8	11 5/8
AMI-1128	8'-0" (96)	30	1 1/4	11	11 5/8

CATALOG NUMBERS	DIMENSIONS IN (INCHES)				
	NOMINAL LENGTH "L"	RISE "R"	PIPE "φ"	WEIGHT (lbs.)	POLE SPACE "B"
AMI-1129	6'-0" (72)	28	2	12	11 7/8
AMI-1130	8'-0" (96)	30	2	15	11 7/8

CANTILEVER STYLE ARMS

UPSWEEEP MAST ARM FOR WALL MOUNTING

CS-21



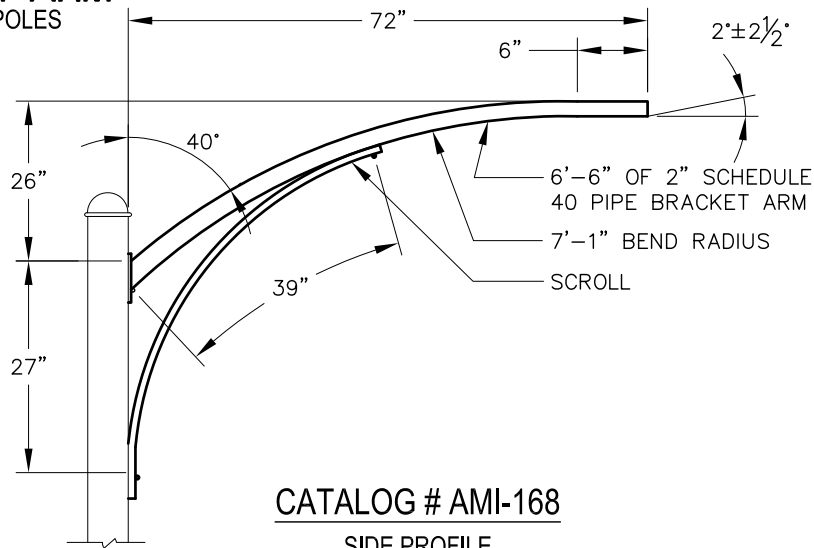
MOUNTING DETAIL

CATALOG NUMBERS	DIMENSIONS IN (INCHES)			
	NOMINAL LENGTH "L"	RISE "R"	PIPE "φ"	SHIP WEIGHT
AMI-700-P	4'-0" (48)	24	2	15lbs.
AMI-701-P	6'-0" (72)	30	2	27lbs.

NOTE:

CATALOG NUMBERS SHOWN ARE HOT DIPPED GALVANIZED STEEL.
FOR ALUMINUM BRACKETS ADD -A SUFFIX.
EXAMPLE AMI-XXX-A.
PAINTED BRACKETS SUPPLIED ON REQUEST.

UPSWEEEP MAST ARM FOR ORNAMENTAL STEEL POLES



CATALOG # AMI-168

SIDE PROFILE

6" BRACKET ARM

NOTES:

- ARM IS FABRICATED FROM 2" φ PIPE WELDED TO A SINGLE BOLT SIMPLEX SHOE.
THE SCROLL IS FABRICATED FROM 1 1/2" x 1 1/2" x 1/8" CHANNEL.
- ALL MATERIALS ARE HOT DIPPED GALVANIZED.
- (2) 1/2" x 1/2" LG. HEX HEAD CAP SCREWS (GALV.) AND (1) 1/2" x 3/4" LG. COUNTER-SUNK HEX HEAD BOLT (GALV.) IS BAGGED AND ATTACHED FOR SHIPPING.



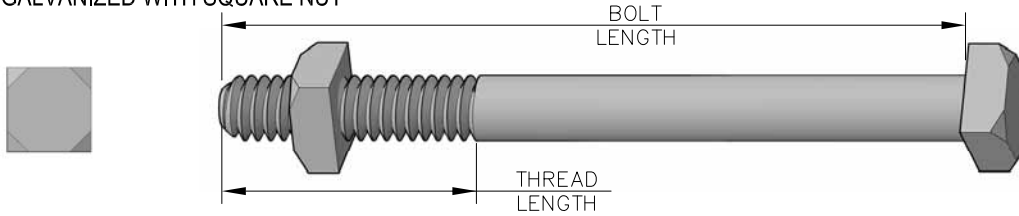
FASTENERS

SECTION INDEX

SQUARE HEAD BOLTS	F-1	SHACKLES	F-8
HEX HEAD BOLTS	F-1	BONDING CLIPS	F-9
TYPE 'O' TOWER BOLTS	F-2	BENT BOLTS AND STUDS	F-9
HIGH STRENGTH ASTM A325 BOLTS	F-2	ANCHOR BOLTS	F-10
HIGH STRENGTH ASTM A325 BOLTS	F-3	PINS	F-10
WASHERHEAD BOLTS	F-3	NUTS	F-11
WASHERHEAD BOLTS	F-4	LOCKNUTS	F-11
CARRIAGE BOLTS	F-4	LOCK WASHERS	F-12
OVAL EYEBOLT	F-5	SQUARE WASHERS	F-12
SHOULDER EYEBOLT	F-5	WASHERS	F-13
SHOULDER EYEBOLTS	F-6	TAPPED WASHERS	F-13
FORGED EYEBOLTS	F-6	DRIFT PINS AND BOLTS	F-14
FULL THREADED RODS	F-7	LAG SCREWS	F-14
THREADED DOUBLE END RODS	F-7	TIE RODS	F-15
U-BOLTS / CHAIN LINKS	F-8	TURNBUCKLE BODIES	F-15

FASTENERS

SQUARE HEAD BOLTS HOT DIP GALVANIZED WITH SQUARE NUT



3/8" DIAMETER BOLTS

CATALOG NUMBERS	BOLT LENGTH	THREAD LENGTH
AMI-3849	3"	2 3/4"
AMI-3850	4"	3"
AMI-3851	4 1/2"	3"
AMI-3852	5"	3"
AMI-3853	5 1/2"	3"
AMI-3854	6"	3"
AMI-3855	8"	4"
AMI-3856	10"	4"

1/2" DIAMETER BOLTS

CATALOG NUMBERS	BOLT LENGTH	THREAD LENGTH
AMI-3857	1 1/2"	1 1/4"
AMI-3858	2"	1 3/4"
AMI-3859	2 1/2"	2 1/4"
AMI-3860	3"	2 3/4"
AMI-3861	4"	3"
AMI-3862	4 1/2"	3"
AMI-3863	5"	3"
AMI-3864	6"	3"
AMI-3865	7"	4"
AMI-3866	8"	4"
AMI-3867	9"	4"

1/2" DIAMETER BOLTS

CATALOG NUMBERS	BOLT LENGTH	THREAD LENGTH
AMI-3868	10"	6"
AMI-3869	12"	6"
AMI-3870	14"	6"
AMI-3871	16"	6"

5/8" DIAMETER BOLTS

CATALOG NUMBERS	BOLT LENGTH	THREAD LENGTH
AMI-3872	5"	3"
AMI-3873	6"	3"
AMI-3874	7"	4"
AMI-3875	8"	4"
AMI-3876	9"	4"
AMI-3877	10"	6"
AMI-3878	12"	6"
AMI-3879	14"	6"
AMI-3880	16"	6"
AMI-3881	18"	6"
AMI-3882	20"	6"
AMI-3883	22"	6"
AMI-3884	24"	6"
AMI-3885	26"	6"
AMI-3886	28"	6"

3/4" DIAMETER BOLTS

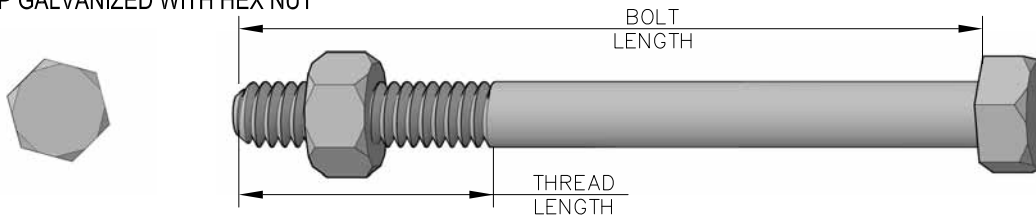
CATALOG NUMBERS	BOLT LENGTH	THREAD LENGTH
AMI-3887	8"	4"
AMI-3888	10"	6"
AMI-3889	12"	6"
AMI-3890	14"	6"
AMI-3891	16"	6"
AMI-3892	18"	6"
AMI-3893	20"	6"
AMI-3894	22"	6"
AMI-3895	24"	6"
AMI-3896	26"	6"

7/8" DIAMETER BOLTS

CATALOG NUMBERS	BOLT LENGTH	THREAD LENGTH
AMI-3897	14"	6"
AMI-3898	16"	6"
AMI-3899	18"	6"
AMI-3900	20"	6"
AMI-3901	22"	6"

NOTE:
OTHER LENGTHS AND DIAMETERS AVAILABLE
UPON REQUEST.

HEX HEAD BOLTS HOT DIP GALVANIZED WITH HEX NUT



3/8" DIAMETER BOLTS

CATALOG NUMBERS	BOLT LENGTH	THREAD LENGTH
AMI-3000	3"	2 3/4"
AMI-3001	4"	3"
AMI-3002	4 1/2"	3"
AMI-3003	5"	3"
AMI-3004	5 1/2"	3"
AMI-3005	6"	3"
AMI-3006	8"	4"
AMI-3007	10"	4"

1/2" DIAMETER BOLTS

CATALOG NUMBERS	BOLT LENGTH	THREAD LENGTH
AMI-3008	1 1/2"	1 1/4"
AMI-3009	2"	1 3/4"
AMI-3010	2 1/2"	2 1/4"
AMI-3011	3"	2 3/4"
AMI-3012	4"	3"
AMI-3013	4 1/2"	3"
AMI-3014	5"	3"
AMI-3015	6"	3"
AMI-3016	7"	4"
AMI-3017	8"	4"
AMI-3018	9"	4"

1/2" DIAMETER BOLTS

CATALOG NUMBERS	BOLT LENGTH	THREAD LENGTH
AMI-3019	10"	6"
AMI-3020	12"	6"
AMI-3021	14"	6"
AMI-3022	16"	6"

5/8" DIAMETER BOLTS

CATALOG NUMBERS	BOLT LENGTH	THREAD LENGTH
AMI-3023	5"	3"
AMI-3024	6"	3"
AMI-3025	7"	4"
AMI-3026	8"	4"
AMI-3027	9"	4"
AMI-3028	10"	6"
AMI-3029	12"	6"
AMI-3030	14"	6"
AMI-3031	16"	6"
AMI-3032	18"	6"
AMI-3033	20"	6"
AMI-3034	22"	6"
AMI-3035	24"	6"
AMI-3036	26"	6"
AMI-3037	28"	6"

3/4" DIAMETER BOLTS

CATALOG NUMBERS	BOLT LENGTH	THREAD LENGTH
AMI-3038	8"	4"
AMI-3039	10"	6"
AMI-3040	12"	6"
AMI-3041	14"	6"
AMI-3042	16"	6"
AMI-3043	18"	6"
AMI-3044	20"	6"
AMI-3045	22"	6"
AMI-3046	24"	6"
AMI-3047	26"	6"

7/8" DIAMETER BOLTS

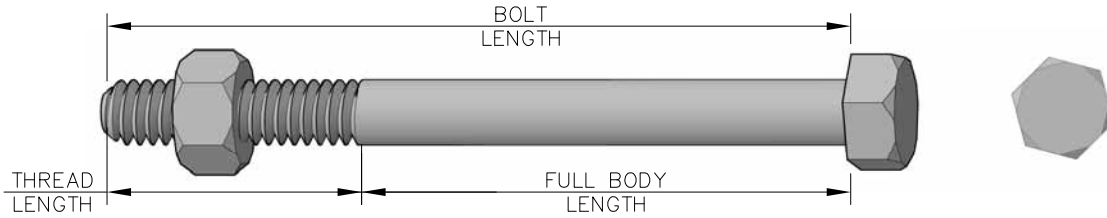
CATALOG NUMBERS	BOLT LENGTH	THREAD LENGTH
AMI-3048	14"	6"
AMI-3049	16"	6"
AMI-3050	18"	6"
AMI-3051	20"	6"
AMI-3052	22"	6"

NOTE:
OTHER LENGTHS AND DIAMETERS AVAILABLE
UPON REQUEST.

FASTENERS

ACTION
MFG.
INC.

TYPE "O" TOWER BOLTS HOT DIP GALVANIZED WITH HEX NUT



F-2

1/2" DIAMETER BOLTS

CATALOG NUMBERS	BOLT LENGTH	THREAD LENGTH
AM1-3053	1 1/4"	3"
AM1-3054	1 1/2"	3"
AM1-3055	1 3/4"	3"
AM1-3056	2 1/4"	3"
AM1-3057	2 1/2"	3"

7/8" DIAMETER BOLTS

CATALOG NUMBERS	BOLT LENGTH	THREAD LENGTH
AM1-3068	1 1/4"	3"
AM1-3069	1 1/2"	3"
AM1-3070	1 3/4"	3"
AM1-3071	2 1/4"	3"
AM1-3072	2 1/2"	3"

3/4" DIAMETER BOLTS

CATALOG NUMBERS	BOLT LENGTH	THREAD LENGTH
AM1-3063	1 1/4"	3"
AM1-3064	1 1/2"	3"
AM1-3065	1 3/4"	3"
AM1-3066	2 1/4"	3"
AM1-3067	2 1/2"	3"

5/8" DIAMETER BOLTS

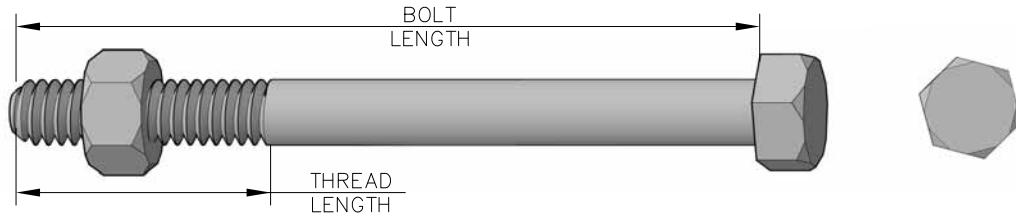
CATALOG NUMBERS	BOLT LENGTH	THREAD LENGTH
AM1-3058	1 1/4"	3"
AM1-3059	1 1/2"	3"
AM1-3060	1 3/4"	3"
AM1-3061	2 1/4"	3"
AM1-3062	2 1/2"	3"

1" DIAMETER BOLTS

CATALOG NUMBERS	BOLT LENGTH	THREAD LENGTH
AM1-3073	1 1/4"	3"
AM1-3074	1 1/2"	3"
AM1-3075	1 3/4"	3"
AM1-3076	2 1/4"	3"
AM1-3077	2 1/2"	3"

NOTE:
OTHER LENGTHS AND DIAMETERS AVAILABLE
UPON REQUEST.

HIGH STRENGTH ASTM A325 BOLTS HOT DIP GALVANIZED WITH HEX NUT



1/2" DIAMETER BOLTS

CATALOG NUMBERS	BOLT LENGTH	THREAD LENGTH
AM1-3078	1 1/2"	1"
AM1-3079	2"	1"
AM1-3080	2 1/2"	1"
AM1-3081	3"	1"
AM1-3082	3 1/2"	1"
AM1-3083	4"	1"
AM1-3084	4 1/2"	1"
AM1-3085	5"	1"
AM1-3078	5 1/2"	1"
AM1-3079	6"	1"
AM1-3080	7"	3"
AM1-3081	8"	4"
AM1-3082	9"	4"
AM1-3083	10"	4"
AM1-3084	12"	4"
AM1-3085	14"	6"

5/8" DIAMETER BOLTS

CATALOG NUMBERS	BOLT LENGTH	THREAD LENGTH
AM1-3106	1 1/2"	1 1/4"
AM1-3107	1 3/4"	1 1/4"
AM1-3108	2"	1 1/4"
AM1-3109	3"	1 1/4"
AM1-3110	4"	1 1/4"
AM1-3111	5"	1 1/4"
AM1-3112	6"	1 1/4"
AM1-3113	7"	3"
AM1-3114	8"	4"
AM1-3115	10"	4"
AM1-3116	12"	4"
AM1-3117	14"	6"
AM1-3118	16"	6"
AM1-3119	18"	6"
AM1-3120	20"	6"
AM1-3121	22"	6"

3/4" DIAMETER BOLTS

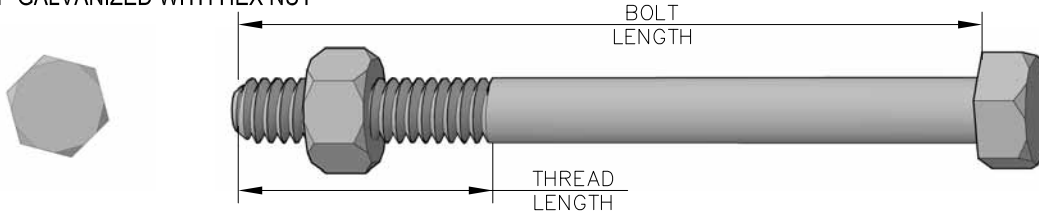
CATALOG NUMBERS	BOLT LENGTH	THREAD LENGTH
AM1-3086	2"	1 3/8"
AM1-3087	2 1/2"	1 3/8"
AM1-3088	3"	1 3/8"
AM1-3089	4"	1 3/8"
AM1-3090	5"	1 3/8"
AM1-3091	6"	1 3/8"
AM1-3092	7"	3"
AM1-3093	8"	4"
AM1-3094	10"	4"
AM1-3095	12"	4"
AM1-3096	14"	6"
AM1-3097	16"	6"
AM1-3098	18"	6"
AM1-3099	20"	6"
AM1-3100	22"	6"
AM1-3101	24"	6"
AM1-3102	26"	6"
AM1-3103	28"	8"
AM1-3104	30"	8"
AM1-3105	32"	8"

NOTE:
OTHER LENGTHS AND DIAMETERS AVAILABLE
UPON REQUEST.

FASTENERS

HIGH STRENGTH ASTM A325 BOLTS

HOT DIP GALVANIZED WITH HEX NUT



7/8" DIAMETER BOLTS

CATALOG NUMBERS	BOLT LENGTH	THREAD LENGTH
AMI-3122	3"	1 1/2"
AMI-3123	4"	1 1/2"
AMI-3124	4 1/2"	1 1/2"
AMI-3125	5"	1 1/2"
AMI-3126	5 1/2"	1 1/2"
AMI-3127	6"	1 1/2"
AMI-3128	8"	4"
AMI-3129	10"	4"

1" DIAMETER BOLTS (CONT)

CATALOG NUMBERS	BOLT LENGTH	THREAD LENGTH
AMI-3141	10"	6"
AMI-3142	12"	6"
AMI-3143	14"	6"
AMI-3144	16"	6"

1 1/4" DIAMETER BOLTS

CATALOG NUMBERS	BOLT LENGTH	THREAD LENGTH
AMI-3160	8"	4"
AMI-3161	10"	6"
AMI-3162	12"	6"
AMI-3163	14"	6"
AMI-3164	16"	6"
AMI-3165	18"	6"
AMI-3166	20"	6"
AMI-3167	22"	6"
AMI-3168	24"	6"
AMI-3169	26"	6"

1 1/8" DIAMETER BOLTS

CATALOG NUMBERS	BOLT LENGTH	THREAD LENGTH
AMI-3145	5"	3"
AMI-3146	6"	3"
AMI-3147	7"	4"
AMI-3148	8"	4"
AMI-3149	9"	4"
AMI-3150	10"	6"
AMI-3151	12"	6"
AMI-3152	14"	6"
AMI-3153	16"	6"
AMI-3154	18"	6"
AMI-3155	20"	6"
AMI-3156	22"	6"
AMI-3157	24"	6"
AMI-3158	26"	6"
AMI-3159	28"	6"

1" DIAMETER BOLTS

CATALOG NUMBERS	BOLT LENGTH	THREAD LENGTH
AMI-3130	1 1/2"	1 1/4"
AMI-3131	2"	1 3/4"
AMI-3132	2 1/2"	1 3/4"
AMI-3133	3"	1 3/4"
AMI-3134	4"	1 3/4"
AMI-3135	4 1/2"	1 3/4"
AMI-3136	5"	1 3/4"
AMI-3137	6"	1 3/4"
AMI-3138	7"	4"
AMI-3139	8"	4"
AMI-3140	9"	4"

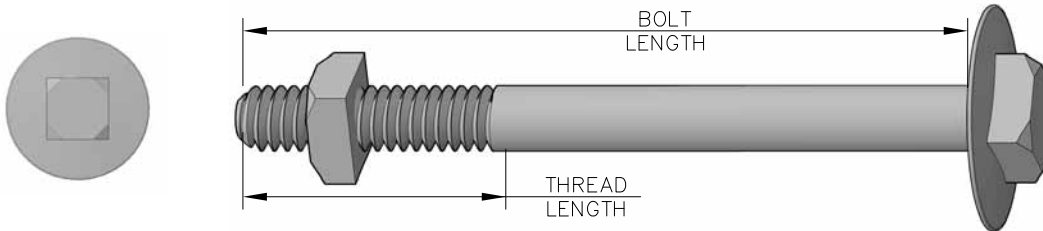
1 1/2" DIAMETER BOLTS

CATALOG NUMBERS	BOLT LENGTH	THREAD LENGTH
AMI-3170	14"	6"
AMI-3171	16"	6"
AMI-3172	18"	6"
AMI-3173	20"	6"
AMI-3174	22"	6"

NOTE:
OTHER LENGTHS AND DIAMETERS AVAILABLE
UPON REQUEST.

WASHERHEAD BOLTS

HOT DIP GALVANIZED WITH SQUARE NUT



1/2" DIAMETER BOLTS

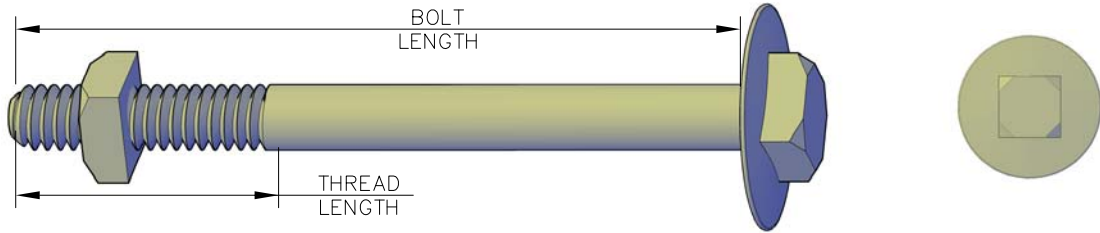
CATALOG NUMBERS	BOLT LENGTH	THREAD LENGTH
AMI-3175	1 1/2"	1 1/4"
AMI-3176	2"	1 1/4"
AMI-3177	2 1/2"	1 1/2"
AMI-3178	3"	1 1/4"
AMI-3179	3 1/2"	1 1/2"
AMI-3180	4"	1 1/4"
AMI-3181	4 1/2"	1 1/4"
AMI-3182	5"	1 1/4"
AMI-3183	5 1/2"	1 1/4"
AMI-3184	6"	3"
AMI-3185	7"	3"
AMI-3186	8"	4"
AMI-3187	9"	4"
AMI-3188	10"	4"
AMI-3189	12"	4"
AMI-3190	14"	6"

NOTE:
OTHER LENGTHS AND DIAMETERS AVAILABLE
UPON REQUEST.

3/4" DIAMETER BOLTS

CATALOG NUMBERS	BOLT LENGTH	THREAD LENGTH
AMI-3191	2"	1 3/4"
AMI-3192	2 1/2"	1 3/4"
AMI-3193	3"	1 3/4"
AMI-3194	3"	2"
AMI-3195	4"	1 3/4"
AMI-3196	5"	1 3/4"
AMI-3197	6"	3"
AMI-3198	7"	3"
AMI-3199	8"	4"
AMI-3200	10"	4"
AMI-3201	12"	6"
AMI-3202	14"	6"
AMI-3203	16"	6"
AMI-3204	18"	6"
AMI-3205	20"	6"
AMI-3206	22"	6"
AMI-3207	24"	6"
AMI-3208	26"	6"
AMI-3209	28"	6"
AMI-3210	30"	8"
AMI-3211	32"	8"

WASHERHEAD BOLTS HOT DIP GALVANIZED WITH SQUARE NUT



5/8" DIAMETER BOLTS

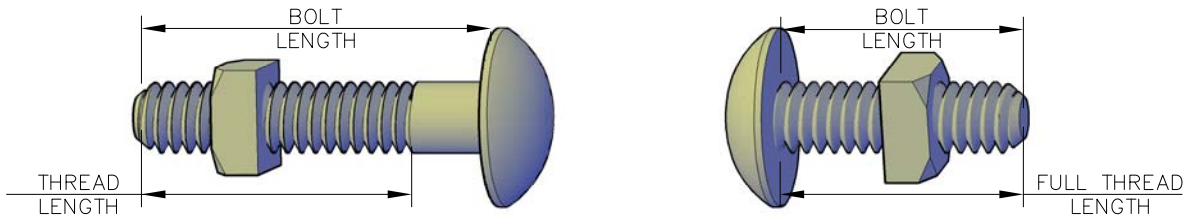
CATALOG NUMBERS	BOLT LENGTH	THREAD LENGTH
AMI-3212	1 1/2"	1 1/4"
AMI-3213	1 3/4"	1 1/4"
AMI-3214	2"	1 1/2"
AMI-3215	3"	1 1/2"
AMI-3216	4"	1 3/4"
AMI-3217	5"	1 3/4"
AMI-3218	6"	3"
AMI-3219	7"	3"
AMI-3220	8"	4"
AMI-3221	10"	4"
AMI-3222	12"	4"
AMI-3223	14"	6"
AMI-3224	16"	6"
AMI-3225	18"	6"
AMI-3226	20"	6"

7/8" DIAMETER BOLTS

CATALOG NUMBERS	BOLT LENGTH	THREAD LENGTH
AMI-3227	2"	1 3/4"
AMI-3228	2 1/2"	1 3/4"
AMI-3229	3"	1 3/4"
AMI-3230	3"	2"
AMI-3231	4"	1 3/4"
AMI-3232	5"	1 3/4"
AMI-3233	6"	3"
AMI-3234	7"	3"
AMI-3235	8"	4"
AMI-3236	10"	4"
AMI-3237	12"	6"
AMI-3238	14"	6"
AMI-3239	16"	6"
AMI-3240	18"	6"
AMI-3241	20"	6"
AMI-3242	22"	6"
AMI-3243	24"	6"
AMI-3244	26"	6"
AMI-3245	28"	6"
AMI-3246	30"	8"
AMI-3247	32"	8"

NOTE:
OTHER LENGTHS AND DIAMETERS AVAILABLE
UPON REQUEST.

CARRIAGE BOLTS HOT DIP GALVANIZED



3/8" DIAMETER BOLTS

CATALOG NUMBERS	BOLT LENGTH	THREAD LENGTH
AMI-3248	2"	2"
AMI-3249	3"	3"
AMI-3250	4"	4"
AMI-3251	4 1/2"	4 1/2"
AMI-3252	5"	5"
AMI-3253	5 1/2"	5 1/2"
AMI-3254	6"	6"
AMI-3255	7"	6"
AMI-3256	8"	3"

1/2" DIAMETER BOLTS

CATALOG NUMBERS	BOLT LENGTH	THREAD LENGTH
AMI-3257	2"	2"
AMI-3258	2 1/2"	2 1/2"
AMI-3259	3"	3"
AMI-3260	4"	4"
AMI-3261	5"	5"
AMI-3262	5 1/2"	1 1/2"
AMI-3263	6"	6"
AMI-3264	7"	1 1/2"
AMI-3265	8"	8"

5/8" DIAMETER BOLTS

CATALOG NUMBERS	BOLT LENGTH	THREAD LENGTH
AMI-3266	1 1/2"	1 1/2"
AMI-3267	2"	2"
AMI-3268	4"	4"
AMI-3269	5 1/2"	1 1/2"
AMI-3270	6"	6"
AMI-3271	8"	6"

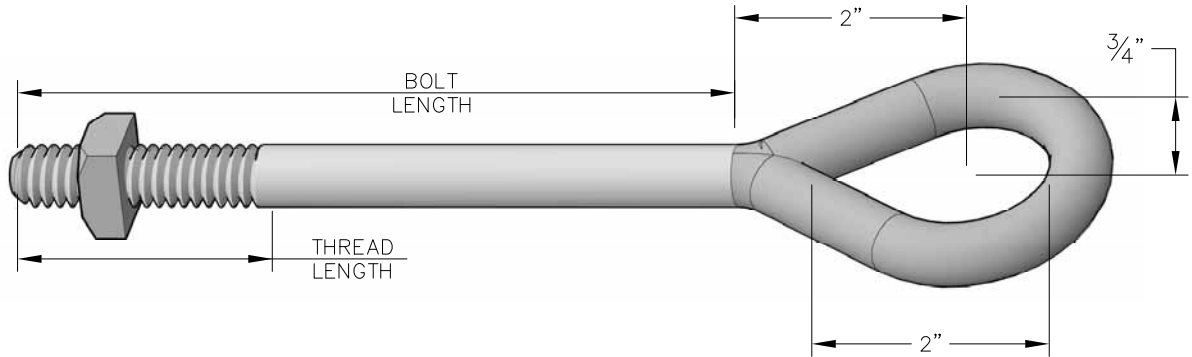
3/4" DIAMETER BOLTS

CATALOG NUMBERS	BOLT LENGTH	THREAD LENGTH
AMI-3272	2"	2"
AMI-3273	3"	1 3/4"

NOTE:
OTHER LENGTHS AND DIAMETERS AVAILABLE
UPON REQUEST.

FASTENERS

OVAL EYEBOLT HOT DIP GALVANIZED WITH NUT



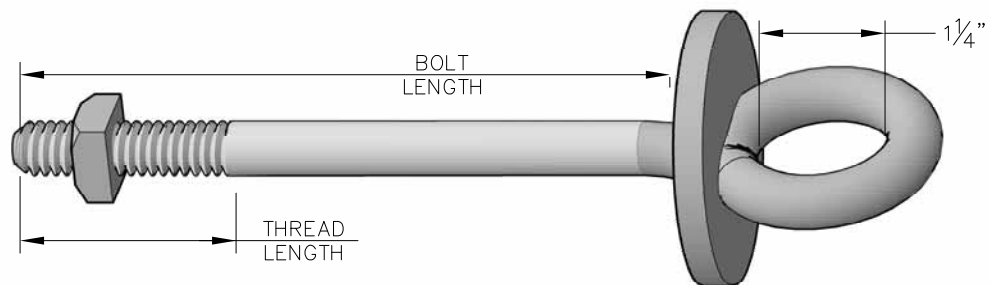
F-5

5/8" DIAMETER BOLTS

CATALOG NUMBERS	BOLT LENGTH	THREAD LENGTH
AMI-3274	8"	4"
AMI-3275	10"	6"
AMI-3276	12"	6"
AMI-3277	14"	6"
AMI-3278	16"	6"
AMI-3279	18"	6"

NOTE:
OTHER LENGTHS AND DIAMETERS AVAILABLE
UPON REQUEST.

SHOULDER EYEBOLT HOT DIP GALVANIZED WITH SQUARE NUT



1/2" DIAMETER BOLTS

CATALOG NUMBERS	BOLT LENGTH	THREAD LENGTH
AMI-3280	4"	1 1/8"
AMI-3281	5"	1 1/4"
AMI-3282	6"	3"
AMI-3283	7"	3"
AMI-3083	8"	4"
AMI-3284	10"	4"
AMI-3285	12"	4"

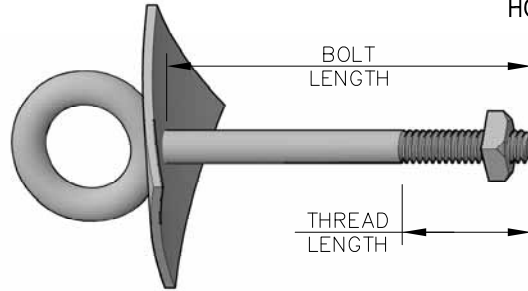
5/8" DIAMETER BOLTS

CATALOG NUMBERS	BOLT LENGTH	THREAD LENGTH
AMI-3297	4"	3"
AMI-3298	6"	3"
AMI-3299	8"	4"
AMI-3300	10"	4"
AMI-3301	12"	4"
AMI-3302	14"	6"
AMI-3303	16"	6"
AMI-3304	18"	6"
AMI-3305	20"	6"
AMI-3306	22"	6"
AMI-3307	24"	6"
AMI-3308	28"	6"
AMI-3309	28"	8"

3/4" DIAMETER BOLTS

CATALOG NUMBERS	BOLT LENGTH	THREAD LENGTH
AMI-3286	4"	3"
AMI-3287	6"	3"
AMI-3288	8"	4"
AMI-3289	10"	4"
AMI-3290	12"	4"
AMI-3291	14"	6"
AMI-3292	16"	6"
AMI-3293	18"	6"
AMI-3294	20"	6"
AMI-3295	22"	6"
AMI-3296	24"	6"

SHOULDER EYE BOLTS HOT DIP GALVANIZED WITH SQUARE NUT



F-6

1/2" DIAMETER BOLTS

CATALOG NUMBERS	BOLT LENGTH	THREAD LENGTH
AMI-3310	4"	1 1/8"
AMI-3311	5"	1 1/4"
AMI-3312	6"	3"
AMI-3313	7"	3"
AMI-3314	8"	4"
AMI-3315	10"	4"
AMI-3316	12"	4"

5/8" DIAMETER BOLTS

CATALOG NUMBERS	BOLT LENGTH	THREAD LENGTH
AMI-3326	18"	6"
AMI-3327	20"	6"
AMI-3328	22"	6"
AMI-3329	24"	6"

7/8" DIAMETER BOLTS

CATALOG NUMBERS	BOLT LENGTH	THREAD LENGTH
AMI-3342	6"	3"
AMI-3343	8"	4"
AMI-3344	10"	4"
AMI-3345	12"	6"
AMI-3346	14"	6"
AMI-3347	16"	6"
AMI-3348	18"	6"
AMI-3349	20"	6"
AMI-3350	22"	6"
AMI-3351	24"	6"
AMI-3352	26"	8"
AMI-3353	28"	8"

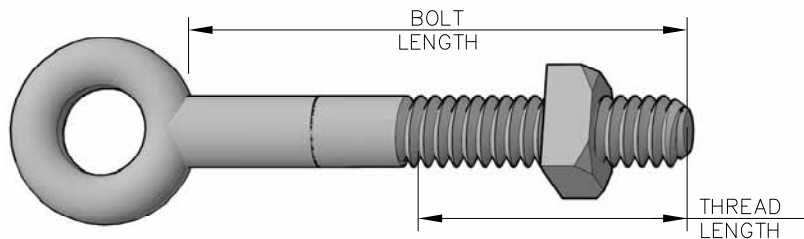
5/8" DIAMETER BOLTS

CATALOG NUMBERS	BOLT LENGTH	THREAD LENGTH
AMI-3317	4"	3"
AMI-3318	5"	3"
AMI-3319	6"	3"
AMI-3320	7"	4"
AMI-3321	8"	4"
AMI-3322	10"	4"
AMI-3323	12"	6"
AMI-3324	14"	6"
AMI-3325	16"	6"

3/4" DIAMETER BOLTS

CATALOG NUMBERS	BOLT LENGTH	THREAD LENGTH
AMI-3330	6"	3"
AMI-3331	8"	4"
AMI-3332	10"	4"
AMI-3333	12"	4"
AMI-3334	14"	6"
AMI-3335	16"	6"
AMI-3336	18"	6"
AMI-3337	20"	6"
AMI-3338	22"	6"
AMI-3339	24"	6"
AMI-3340	26"	6"
AMI-3341	28"	8"

FORGED EYE BOLTS HOT DIP GALVANIZED



1/2" DIAMETER BOLTS

CATALOG NUMBERS	BOLT LENGTH	THREAD LENGTH
AMI-3354	6"	4"
AMI-3355	8"	4"
AMI-3356	10"	4"
AMI-3357	12"	4"
AMI-3358	14"	4"
AMI-3359	16"	4"
AMI-3360	18"	4"
AMI-3361	20"	4"

1 1/16"x1 1/4" EYE

5/8" DIAMETER BOLTS

CATALOG NUMBERS	BOLT LENGTH	THREAD LENGTH
AMI-3372	20"	6"
AMI-3373	22"	6"
AMI-3374	24"	6"
AMI-3375	26"	8"
AMI-3376	28"	8"
AMI-3377	30"	8"
AMI-3378	32"	8"
AMI-3379	34"	8"

1 3/16"x1 5/8" EYE

7/8" DIAMETER BOLTS

CATALOG NUMBERS	BOLT LENGTH	THREAD LENGTH
AMI-3390	20"	6"
AMI-3391	22"	6"
AMI-3392	24"	6"
AMI-3393	26"	8"
AMI-3394	28"	8"

1 3/16"x1 7/8" EYE

5/8" DIAMETER BOLTS

CATALOG NUMBERS	BOLT LENGTH	THREAD LENGTH
AMI-3362	4"	2"
AMI-3363	4"	3"
AMI-3364	5"	3"
AMI-3365	6"	3"
AMI-3366	8"	4"
AMI-3367	10"	4"
AMI-3368	12"	4"
AMI-3369	14"	6"
AMI-3370	16"	6"
AMI-3371	18"	6"

1 3/16"x1 5/8" EYE

3/4" DIAMETER BOLTS

CATALOG NUMBERS	BOLT LENGTH	THREAD LENGTH
AMI-3380	4"	2"
AMI-3381	5"	3"
AMI-3382	6"	3"
AMI-3383	7"	3"
AMI-3384	8"	4"
AMI-3385	10"	4"
AMI-3386	12"	4"
AMI-3387	14"	6"
AMI-3388	16"	6"
AMI-3389	18"	6"

1 3/16"x1 7/8" EYE

7/8" DIAMETER BOLTS

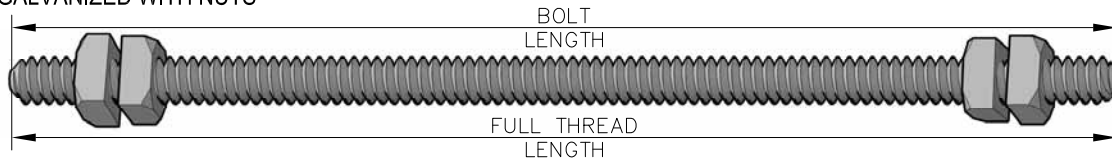
CATALOG NUMBERS	BOLT LENGTH	THREAD LENGTH
AMI-3395	5"	3"
AMI-3396	6"	3"
AMI-3397	7"	3"
AMI-3398	8"	4"
AMI-3399	10"	4"
AMI-3400	12"	4"
AMI-3401	14"	6"
AMI-3402	16"	6"
AMI-3403	18"	6"
AMI-3404	20"	6"
AMI-3405	22"	6"
AMI-3406	24"	8"
AMI-3407	26"	8"

1 5/16"x2 1/8" EYE

FASTENERS

FULL THREADED RODS

HOT DIP GALVANIZED WITH NUTS



1/2" DIAMETER RODS

CATALOG NUMBERS	BOLT LENGTH	THREAD LENGTH
AMI-3408	12"	FULL
AMI-3409	14"	FULL
AMI-3410	16"	FULL
AMI-3411	18"	FULL
AMI-3412	20"	FULL
AMI-3413	22"	FULL
AMI-3414	24"	FULL

3/4" DIAMETER RODS

CATALOG NUMBERS	BOLT LENGTH	THREAD LENGTH
AMI-3426	20"	FULL
AMI-3427	22"	FULL
AMI-3428	24"	FULL
AMI-3429	26"	FULL
AMI-3430	28"	FULL
AMI-3431	30"	FULL
AMI-3432	32"	FULL
AMI-3433	34"	FULL
AMI-3434	36"	FULL
AMI-3435	38"	FULL
AMI-3436	40"	FULL
AMI-3437	42"	FULL

7/8" DIAMETER RODS

CATALOG NUMBERS	BOLT LENGTH	THREAD LENGTH
AMI-3448	32"	FULL
AMI-3449	34"	FULL
AMI-3450	36"	FULL
AMI-3451	38"	FULL
AMI-3452	40"	FULL
AMI-3453	42"	FULL

5/8" DIAMETER RODS

CATALOG NUMBERS	BOLT LENGTH	THREAD LENGTH
AMI-3415	12"	FULL
AMI-3416	14"	FULL
AMI-3417	16"	FULL
AMI-3418	18"	FULL
AMI-3419	20"	FULL
AMI-3420	22"	FULL
AMI-3421	24"	FULL

7/8" DIAMETER RODS

CATALOG NUMBERS	BOLT LENGTH	THREAD LENGTH
AMI-3438	12"	FULL
AMI-3439	14"	FULL
AMI-3440	16"	FULL
AMI-3441	18"	FULL
AMI-3442	20"	FULL
AMI-3443	22"	FULL
AMI-3444	24"	FULL
AMI-3445	26"	FULL
AMI-3446	28"	FULL
AMI-3447	30"	FULL

1" DIAMETER RODS

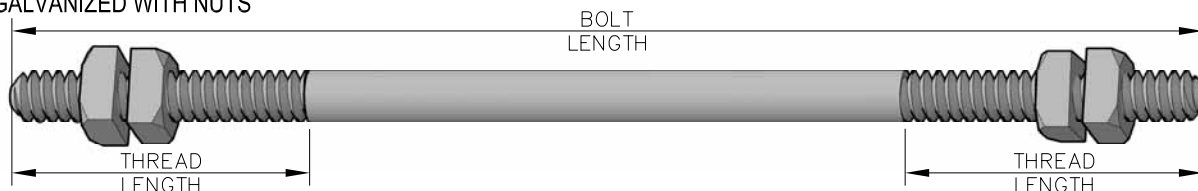
CATALOG NUMBERS	BOLT LENGTH	THREAD LENGTH
AMI-3454	12"	FULL
AMI-3455	14"	FULL
AMI-3456	16"	FULL
AMI-3457	18"	FULL
AMI-3458	20"	FULL
AMI-3459	22"	FULL
AMI-3460	24"	FULL
AMI-3461	26"	FULL
AMI-3462	28"	FULL
AMI-3463	30"	FULL
AMI-3464	32"	FULL
AMI-3465	34"	FULL
AMI-3466	36"	FULL
AMI-3467	38"	FULL
AMI-3468	40"	FULL
AMI-3469	42"	FULL

3/4" DIAMETER RODS

CATALOG NUMBERS	BOLT LENGTH	THREAD LENGTH
AMI-3422	12"	FULL
AMI-3423	14"	FULL
AMI-3424	16"	FULL
AMI-3425	18"	FULL

THREADED DOUBLE END RODS

HOT DIP GALVANIZED WITH NUTS



5/8" DIAMETER RODS

CATALOG NUMBERS	BOLT LENGTH	THREAD LENGTH
AMI-3470	12"	SPECIFY
AMI-3471	14"	SPECIFY
AMI-3472	16"	SPECIFY
AMI-3473	18"	SPECIFY
AMI-3474	20"	SPECIFY
AMI-3475	22"	SPECIFY
AMI-3476	24"	SPECIFY
AMI-3477	26"	SPECIFY
AMI-3478	28"	SPECIFY
AMI-3479	30"	SPECIFY
AMI-3480	32"	SPECIFY
AMI-3481	34"	SPECIFY
AMI-3482	36"	SPECIFY
AMI-3483	38"	SPECIFY
AMI-3484	40"	SPECIFY
AMI-3485	42"	SPECIFY

3/4" DIAMETER RODS

CATALOG NUMBERS	BOLT LENGTH	THREAD LENGTH
AMI-3491	22"	SPECIFY
AMI-3492	24"	SPECIFY
AMI-3493	26"	SPECIFY
AMI-3494	28"	SPECIFY
AMI-3495	30"	SPECIFY
AMI-3496	32"	SPECIFY
AMI-3497	34"	SPECIFY
AMI-3498	36"	SPECIFY
AMI-3499	38"	SPECIFY
AMI-3500	40"	SPECIFY
AMI-3501	42"	SPECIFY

7/8" DIAMETER RODS

CATALOG NUMBERS	BOLT LENGTH	THREAD LENGTH
AMI-3512	32"	SPECIFY
AMI-3513	34"	SPECIFY
AMI-3514	36"	SPECIFY
AMI-3515	38"	SPECIFY
AMI-3516	40"	SPECIFY
AMI-3517	42"	SPECIFY

3/4" DIAMETER RODS

CATALOG NUMBERS	BOLT LENGTH	THREAD LENGTH
AMI-3486	12"	SPECIFY
AMI-3487	14"	SPECIFY
AMI-3488	16"	SPECIFY
AMI-3489	18"	SPECIFY
AMI-3490	20"	SPECIFY

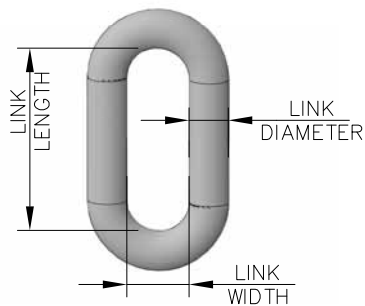
7/8" DIAMETER RODS

CATALOG NUMBERS	BOLT LENGTH	THREAD LENGTH
AMI-3502	12"	SPECIFY
AMI-3503	14"	SPECIFY
AMI-3504	16"	SPECIFY
AMI-3505	18"	SPECIFY
AMI-3506	20"	SPECIFY
AMI-3507	22"	SPECIFY
AMI-3508	24"	SPECIFY
AMI-3509	26"	SPECIFY
AMI-3510	28"	SPECIFY
AMI-3511	30"	SPECIFY


1" DIAMETER RODS

CATALOG NUMBERS	BOLT LENGTH	THREAD LENGTH
AMI-3518	12"	SPECIFY
AMI-3519	14"	SPECIFY
AMI-3520	16"	SPECIFY
AMI-3521	18"	SPECIFY
AMI-3522	20"	SPECIFY
AMI-3523	22"	SPECIFY
AMI-3524	24"	SPECIFY
AMI-3525	26"	SPECIFY
AMI-3526	28"	SPECIFY
AMI-3527	30"	SPECIFY
AMI-3528	32"	SPECIFY
AMI-3529	34"	SPECIFY
AMI-3530	36"	SPECIFY
AMI-3531	38"	SPECIFY
AMI-3532	40"	SPECIFY

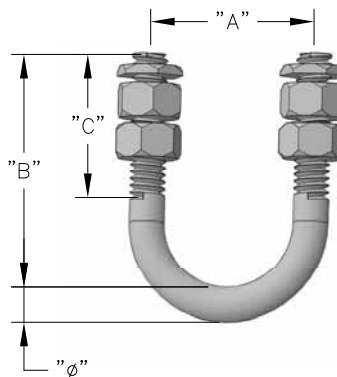
U-BOLTS HOT DIP GALVANIZED



CHAIN LINKS



U-BOLT & CHAIN LINK ASSEMBLY



U-BOLTS

F-8

CHAIN LINKS

CATALOG NUMBERS	LINK DIAMETER	LINK LENGTH	LINK WIDTH
AMI-3533	5/8"	3"	1"
AMI-3534	1/2"	2 1/4"	1"
AMI-3535	9/16"	3"	1"

NOTE:
OTHER LENGTHS AND DIAMETERS
AVAILABLE UPON REQUEST.

U-BOLT AND CHAINLINK ASSEMBLIES

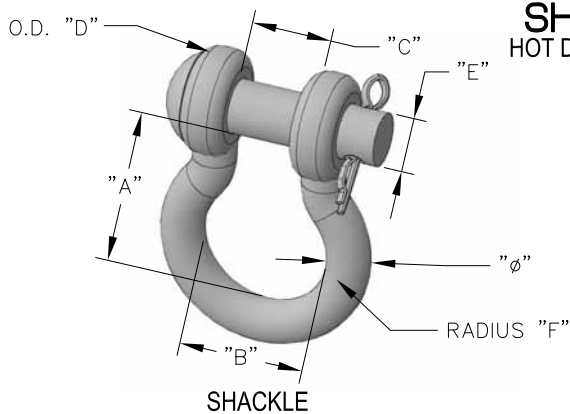
CATALOG NUMBERS	ITEM DESCRIPTION
AMI-3543	5/8" U-BOLT & 1/2" LINK
AMI-3544	5/8" U-BOLT & 5/8" LINK

U-BOLTS (FOR CONDUIT/PIPE SUPPORT INCLUDES (2) HEX NUTS & SPLIT LOCK WASHERS)

CATALOG NUMBERS	"φ"	"A"	"B"	"C"	CONDUIT SIZE
AMI-3536	3/8"	2 7/8"	3 1/4"	2 1/4"	2"
AMI-3537	3/8"	7"	7 3/4"	4"	6"
AMI-3538	3/8"	6"	6 1/2"	3 1/4"	5"
AMI-3539	3/8"	4 3/4"	5 1/2"	3"	4"
AMI-3540	1/2"	3 1/4"	4"	2 5/8"	2"
AMI-3541	1/2"	5"	6"	3"	4"
AMI-3542	1/2"	7"	8"	4"	6"

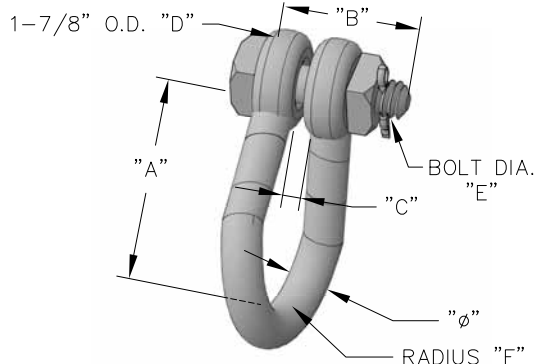
U-BOLTS (WITH (4) NUTS AND (2) LOCKNUTS) ALSO AVAILABLE WITHOUT NUTS

CATALOG NUMBERS	"φ"	"A"	"B"	"C"	"R"
AMI-3545	5/8"	3"	3 1/2"	2"	1 3/16"
AMI-3546	1/2"	1 1/2"	2 1/2"	1 1/2"	1/2"
AMI-3547	1/2"	1 1/2"	2 1/2"	1 3/4"	1/2"
AMI-3548	5/8"	3"	4 1/2"	3"	1 3/16"
AMI-3549	5/8"	2"	3 1/8"	2"	11/16"
AMI-3550	5/8"	1 1/2"	3"	2"	7/16"



SHACKLE

SHACKLES HOT DIP GALVANIZED



TWISTED SHACKLE

SHACKLES (INCLUDES COTTER AND PIN)

CATALOG NUMBERS	"φ"	"A"	"B"	"C"	"D"	"E"	"F"	ULTIMATE STRENGTH
AMI-3551	1/2"	2 5/16"	1 1/2"	13/16"	1 1/4"	5/8"	3/4"	18,000lbs
AMI-3552	5/8"	2 1/2"	1 3/4"	1 1/16"	1 5/8"	3/4"	7/8"	25,000lbs
AMI-3553	3/4"	3"	2"	1 1/4"	1 7/8"	7/8"	1"	35,000lbs

SHACKLES (INCLUDES BOLT, NUT AND COTTER)

CATALOG NUMBERS	"φ"	"A"	"B"	"C"	"D"	"E"	"F"	ULTIMATE STRENGTH
AMI-3554	1/2"	2 5/16"	1 1/2"	13/16"	1 1/4"	5/8"	3/4"	18,000lbs
AMI-3555	5/8"	2 1/2"	1 3/4"	1 1/16"	1 5/8"	3/4"	7/8"	25,000lbs
AMI-3556	3/4"	3"	2"	1 1/4"	1 7/8"	7/8"	1"	35,000lbs

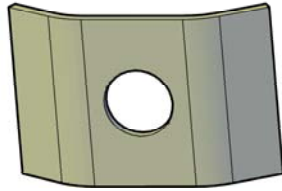
TWISTED SHACKLES (INCLUDES 3/4" BOLT, NUT AND COTTER)

CATALOG NUMBERS	"φ"	"A"	"B"	"C"	"D"	"E"	"F"	ULTIMATE STRENGTH
AMI-3557	3/4"	3 1/8"	3 1/2"	1/2"	1 7/8"	3/4"	1"	25,000lbs
AMI-3558	3/4"	3 1/8"	4"	1 1/8"	1 7/8"	3/4"	1"	25,000lbs
AMI-3559	3/4"	3 1/8"	3 1/2"	5/8"	1 7/8"	3/4"	1"	25,000lbs

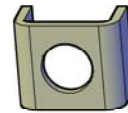
FASTENERS

BONDING CLIPS HOT DIP GALVANIZED WITH NUTS

F-9



TYPE A BONDING CLIP



TYPE B BONDING CLIP

BONDING CLIP (TYPE A)

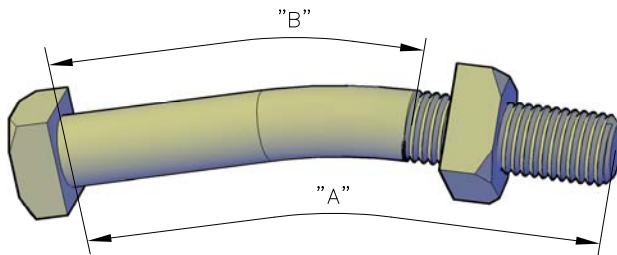
CATALOG NUMBERS	BOLT DIAMETER	MAX WIRE DIAMETER
AMI-3560	3/8"	7/16"
AMI-3561	1/2"	7/16"
AMI-3562	5/8"	7/16"
AMI-3563	3/4"	7/16"
AMI-3564	7/8"	7/16"
AMI-3565	1"	7/16"
AMI-3566**	3/8x1 1/2"	7/16"
AMI-3567**	1/2x1 1/2"	7/16"
AMI-3568**	5/8x1 3/4"	7/16"

(** INCLUDES BONDING CLIP, CARRIAGE BOLT, NUT AND LOCKNUT)

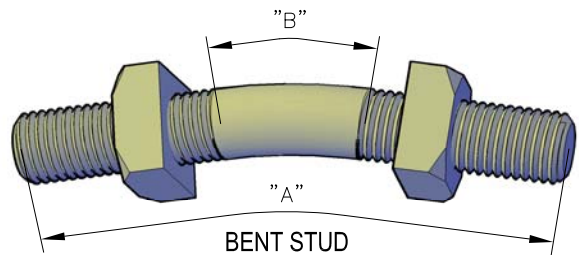
BONDING CLIP

CATALOG NUMBERS	BOLT DIAMETER	MAX WIRE DIAMETER
AMI-3569	1/2"	5/16"
AMI-3570	5/8"	5/16"
AMI-3571	3/4"	5/16"
AMI-3572	7/8"	5/16"
AMI-3573	1"	7/16"
AMI-3574	1 1/4"	7/16"

BENT BOLTS AND STUDS HOT DIP GALVANIZED WITH NUTS



BENT BOLT



BENT STUD

BENT BOLTS

CATALOG NUMBERS	ITEM DESCRIPTION	"A"	BEND RADIUS	"B"
AMI-3575	3/4" BENT BOLT	6"	3 3/8"	2 3/4"
AMI-3576	7/8" BENT BOLT	6"	3 3/8"	2 3/4"
AMI-3577*	7/8" BENT BOLT	7 1/2"	3 3/8"	4 1/4"

(FEATURES RECESSED NUT)

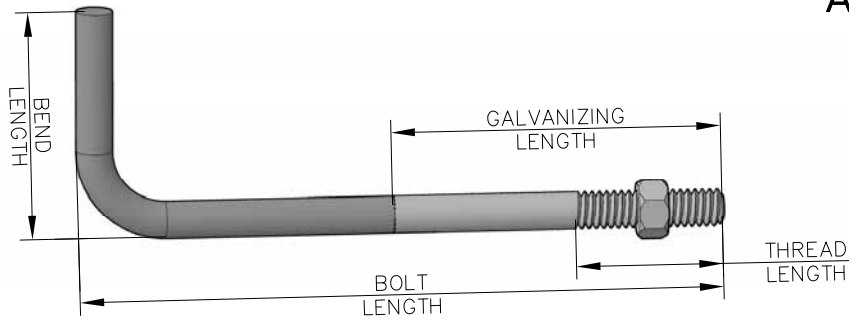
BENT STUDS

CATALOG NUMBERS	ITEM DESCRIPTION	"A"	BEND RADIUS	"B"
AMI-3578	3/4" BENT STUD	8"	3 3/8"	2 1/2"
AMI-3579	7/8" BENT STUD	8"	3 3/8"	2 1/2"
AMI-3580*	7/8" BENT STUD	10"	3 3/8"	4 1/2"

FASTENERS

ACTION
MFG.
INC.

ANCHOR BOLTS ASTM A36 STEEL



F-10

CATALOG NUMBERS	BOLT DIAMETER	BOLT LENGTH	BEND LENGTH	THREAD LENGTH	GALVANIZE LENGTH
AMI-3581	1/2"	8"	2"	4"	SPECIFY
AMI-3582	1/2"	10"	2"	4"	SPECIFY
AMI-3583	1/2"	12"	2"	4"	SPECIFY
AMI-3584	1/2"	18"	4"	4"	SPECIFY
AMI-3585	5/8"	8"	2"	4"	SPECIFY
AMI-3586	5/8"	10"	2"	4"	SPECIFY
AMI-3587	5/8"	12"	3"	4"	SPECIFY
AMI-3588	5/8"	18"	3"	4"	SPECIFY
AMI-3589	3/4"	6"	3"	4"	SPECIFY
AMI-3590	3/4"	8"	3"	4"	SPECIFY
AMI-3591	3/4"	10"	3"	4"	SPECIFY
AMI-3592	3/4"	12"	3"	4"	SPECIFY
AMI-3593	3/4"	14"	4"	6"	SPECIFY
AMI-3594	3/4"	18"	4"	6"	SPECIFY

CATALOG NUMBERS	BOLT DIAMETER	BOLT LENGTH	BEND LENGTH	THREAD LENGTH	GALVANIZE LENGTH
AMI-3595	3/4"	20"	4"	6"	SPECIFY
AMI-3596	3/4"	22"	4"	6"	SPECIFY
AMI-3597	3/4"	24"	4"	6"	SPECIFY
AMI-3598	3/4"	30"	4"	6"	SPECIFY
AMI-3599	7/8"	10"	3"	4"	SPECIFY
AMI-3600	7/8"	12"	3"	4"	SPECIFY
AMI-3601	7/8"	18"	3"	4"	SPECIFY
AMI-3602	7/8"	20"	4"	6"	SPECIFY
AMI-3603	1"	12"	3"	6"	SPECIFY
AMI-3604	1"	16"	4"	6"	SPECIFY
AMI-3605	1"	18"	4"	6"	SPECIFY
AMI-3606	1"	24"	4"	6"	SPECIFY
AMI-3607	1"	36"	4"	6"	SPECIFY
AMI-3608	1 1/4"	36"	5"	6"	SPECIFY

NOTE:
OTHER LENGTHS AND DIAMETERS AVAILABLE
UPON REQUEST.

PINS



DRILLED BOLT



CLEVIS PIN



COTTER KEY

DRILLED BOLTS

CATALOG NUMBERS	BOLT LENGTH	BOLT LENGTH	THREAD LENGTH	HOLE ϕ
AMI-3609	1/2"	1 1/2"	1 1/4"	SPECIFY
AMI-3610	1/2"	2"	1 1/4"	SPECIFY
AMI-3611	5/8"	1 1/2"	1 1/2"	SPECIFY
AMI-3612	5/8"	1 3/4"	1 1/2"	SPECIFY
AMI-3613	3/4"	2"	1 3/4"	SPECIFY
AMI-3614	3/4"	2 1/2"	1 3/4"	SPECIFY
AMI-3615	7/8"	3"	2"	SPECIFY
AMI-3616	7/8"	4"	2"	SPECIFY
AMI-3617	1"	4 1/2"	2 1/4"	SPECIFY
AMI-3618	1"	5"	2 1/4"	SPECIFY

CLEVIS PINS

CATALOG NUMBERS	DIA.	PIN LENGTH	HEAD DIA.	HOLE DIA.
AMI-3619	5/8"	2"	1 1/16"	1/4"
AMI-3620	5/8"	2 1/4"	1 1/16"	1/4"
AMI-3621	5/8"	4 1/2"	1 1/16"	1/4"
AMI-3622	5/8"	5"	1 1/16"	1/4"
AMI-3623	3/4"	2"	1 1/16"	1/4"
AMI-3624	3/4"	2 1/4"	1 1/16"	1/4"
AMI-3625	3/4"	2 1/2"	1 1/16"	1/4"
AMI-3626	3/4"	2 3/4"	1 1/16"	1/4"
AMI-3627	7/8"	2 3/4"	1 3/16"	1/4"
AMI-3628	7/8"	3"	1 3/16"	1/4"
AMI-3629	7/8"	4"	1 3/16"	1/4"
AMI-3630	1"	3"	1 1/4"	1/4"
AMI-3631	1"	4"	1 1/4"	1/4"
AMI-3632	1"	5"	1 1/4"	1/4"
AMI-3633	1"	6"	1 1/4"	1/4"

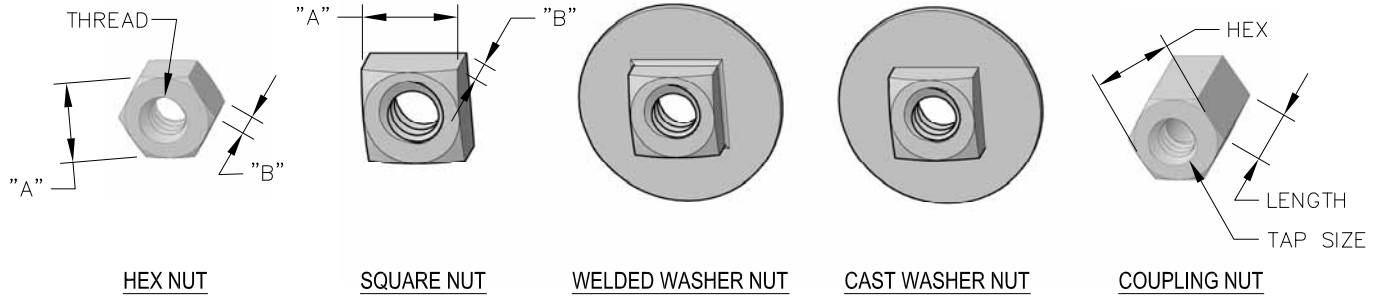
COTTER KEY

CATALOG NUMBERS	PIN DIA.	PIN LENGTH
AMI-3634	3/16"	1"
AMI-3635	3/16"	1 1/2"
AMI-3636	1/8"	1 1/2"
AMI-3637	3/16"	1 1/4"
		HUMPBACK

NOTE:
OTHER LENGTHS AND DIAMETERS AVAILABLE
UPON REQUEST.

FASTENERS

NUTS



HEX NUT

SQUARE NUT

WELDED WASHER NUT

CAST WASHER NUT

COUPLING NUT

F-11

HEX NUTS

CATALOG NUMBERS	THREAD	HEX "A"	DEPTH "B"
AMI-3638	1/4"	7/16"	3/16"
AMI-3639	5/16"	1/2"	17/64"
AMI-3640	3/8"	9/16"	21/64"
AMI-3641	1/2"	3/4"	7/16"
AMI-3642	5/8"	15/16"	35/64"
AMI-3643	3/4"	1 1/8"	41/64"
AMI-3644	7/8"	1 5/16"	3/4"
AMI-3645	1"	1 1/2"	55/64"
AMI-3646	1 1/4"	1 7/8"	1 1/16"

WELDED WASHER NUTS

CATALOG NUMBERS	BOLT ϕ	WASHER ϕ	WASHER THK.
AMI-3654	1/2"	3"	3/16"
AMI-3655	5/8"	3"	3/16"
AMI-3656	3/4"	3"	3/16"
AMI-3657	7/8"	3"	3/16"

COUPLING NUTS

CATALOG NUMBERS	TAP SIZE	HEX	LENGTH
AMI-3662	1/4-20	3/8"	7/8"
AMI-3663	3/8"-16	1/2"	1 1/8"
AMI-3664	1/2"-13	5/8"	1 1/4"
AMI-3665	5/8"-11	13/16"	2 1/8"
AMI-3666	3/4"-10	1"	2 1/4"
AMI-3667	3/4"-10	1"	3"
AMI-3668	7/8"-9	1 1/4"	2 1/2"
AMI-3669	1"-8	1 3/8"	2 3/4"
AMI-3670	1 1/4"-7	1 5/8"	3"
AMI-3671	1 1/4"-7	1 7/8"	5"
AMI-3672	1 1/2"-6	2"	3 1/2"
AMI-3673	2"-4 1/2	2 3/4"	4 1/2"

CAST WASHER NUTS

CATALOG NUMBERS	BOLT ϕ	WASHER ϕ	WASHER THK.
AMI-3658	5/8"	2 1/2"	3/16"
AMI-3659	3/4"	3"	3/16"
AMI-3660	7/8"	3 3/4"	3/16"
AMI-3661	1"	3 3/4"	3/16"

SQUARE NUTS

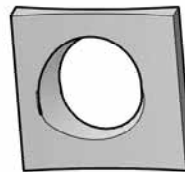
CATALOG NUMBERS	SIZE	WIDTH "A"	DEPTH "B"
AMI-3647	3/8"	5/8"	21/64"
AMI-3648	1/2"	13/16"	7/16"
AMI-3649	5/8"	1"	35/64"
AMI-3650	3/4"	1 1/8"	21/32"
AMI-3651	7/8"	1 5/16"	49/64"
AMI-3652	1"	1 1/2"	7/8"
AMI-3653	1 1/4"	1 7/8"	1 3/32"

NOTE:
OTHER LENGTHS AND DIAMETERS AVAILABLE
UPON REQUEST.

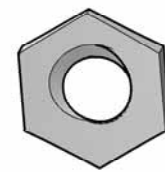
LOCKNUTS



PAL LOCKNUT



SQUARE LOCKNUT



HEX LOCKNUT

PAL LOCKNUTS

CATALOG NUMBERS	BOLT DIAMETER
AMI-3674	3/8"
AMI-3675	1/2"
AMI-3676	5/8"
AMI-3677	3/4"
AMI-3678	7/8"
AMI-3679	1"

SQUARE LOCKNUTS

CATALOG NUMBERS	BOLT DIAMETER
AMI-3680	1/2" SQ. LOCKNUT
AMI-3681	5/8" SQ. LOCKNUT
AMI-3682	3/4" SQ. LOCKNUT
AMI-3683	7/8" SQ. LOCKNUT
AMI-3684	1" SQ. LOCKNUT

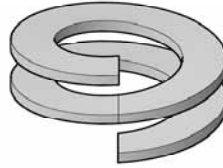
HEX LOCKNUTS

CATALOG NUMBERS	BOLT DIAMETER
AMI-3685	1/2" HEX LOCKNUT
AMI-3686	5/8" HEX LOCKNUT
AMI-3687	3/4" HEX LOCKNUT
AMI-3688	1 1/4" HEX LOCKNUT

LOCK WASHERS ASTM A36 STEEL



SPLIT LOCK WASHER



DOUBLE COIL SPRING
LOCK WASHER

F-12

SPLIT LOCK WASHERS

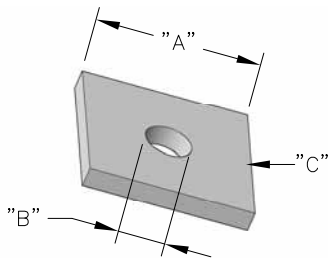
CATALOG NUMBERS	DESCRIPTION
AMI-3689	3/8" WASHER
AMI-3690	1/2" WASHER
AMI-3691	5/8" WASHER
AMI-3692	3/4" WASHER
AMI-3693	7/8" WASHER
AMI-3694	1" WASHER
AMI-3695	1-1/4" WASHER

DOUBLE COIL SPRING LOCK WASHERS

CATALOG NUMBERS	DESCRIPTION
AMI-3696	3/8" WASHER
AMI-3697	1/2" WASHER
AMI-3698	5/8" WASHER
AMI-3699	3/4" WASHER
AMI-3700	7/8" WASHER
AMI-3701	1" WASHER
AMI-3702	3/8" WASHER HEAVY
AMI-3703	1/2" WASHER HEAVY
AMI-3704	5/8" WASHER HEAVY
AMI-3705	3/4" WASHER HEAVY
AMI-3706	5/8" WASHER XHEAVY
AMI-3707	3/4" WASHER XHEAVY
AMI-3708	7/8" WASHER XHEAVY
AMI-3709	1" WASHER XHEAVY

NOTE:
OTHER LENGTHS AND DIAMETERS AVAILABLE
UPON REQUEST.

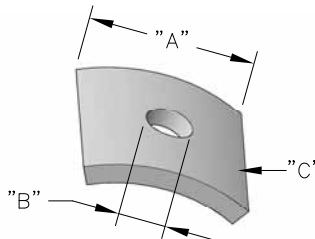
SQUARE WASHERS HOT DIP GALVANIZED



SQUARE WASHER

SQUARE WASHERS

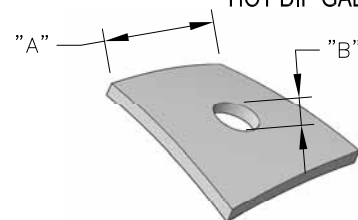
CATALOG NUMBERS	"A"	"B"	"C"
AMI-3710	2"	9/16"	1/8"
AMI-3711	2"	9/16"	3/16"
AMI-3712	2 1/4"	9/16"	3/16"
AMI-3713	3"	9/16"	1/4"
AMI-3714	2"	11/16"	1/8"
AMI-3715	2"	11/16"	1/4"
AMI-3716	2 1/4"	11/16"	3/16"
AMI-3717	2 1/4"	11/16"	1/4"
AMI-3718	3"	11/16"	1/4"
AMI-3719	2"	13/16"	1/8"
AMI-3720	2"	13/16"	1/4"
AMI-3721	2 1/4"	13/16"	3/16"
AMI-3722	3"	13/16"	3/8"
AMI-3723	4"	13/16"	3/8"
AMI-3724	3"	15/16"	3/8"
AMI-3725	4"	15/16"	3/8"



SQUARE CURVED
WASHER

SQUARE WASHERS

CATALOG NUMBERS	"A"	"B"	"C"
AMI-3726	2 1/4"	11/16"	3/16"
AMI-3727	2 1/2"	11/16"	3/16"
AMI-3728	3"	11/16"	1/4"
AMI-3729	3"	13/16"	1/4"



CORNER TO CORNER
CURVED WASHER

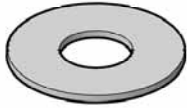
SQUARE CURVED WASHERS

CATALOG NUMBERS	"A"	"B"	"C"
AMI-3741	2"	9/16"	1/8"
AMI-3742	2"	9/16"	3/16"
AMI-3743	2 1/4"	9/16"	3/16"
AMI-3744	3"	9/16"	1/4"
AMI-3745	2"	11/16"	1/8"
AMI-3746	2"	11/16"	1/4"
AMI-3747	2 1/4"	11/16"	3/16"
AMI-3748	2 1/4"	11/16"	1/4"
AMI-3749	3"	11/16"	1/4"
AMI-3750	2"	13/16"	1/8"
AMI-3751	2"	13/16"	1/4"
AMI-3752	2 1/4"	13/16"	3/16"
AMI-3753	3"	13/16"	3/8"
AMI-3754	4"	13/16"	3/8"
AMI-3755	3"	15/16"	3/8"
AMI-3756	4"	15/16"	3/8"

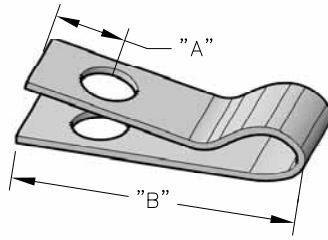
NOTE:
OTHER LENGTHS AND DIAMETERS AVAILABLE
UPON REQUEST.

FASTENERS

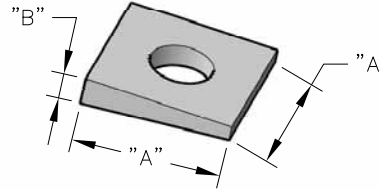
WASHERS



DOCK WASHER



SPRING WASHER



BEVELED WASHER

SLOPE: 2:12



OGEE WASHER

F-13

DOCK WASHERS

CATALOG NUMBERS	BOLT SIZE	WASHER O.D.	HOLE DIAMETER.	THICK
AMI-3756	5/8"	3"	11/16"	1/4"
AMI-3757	3/4"	3"	13/16"	1/4"
AMI-3758	7/8"	3"	15/16"	1/4"
AMI-3759	1"	3 1/4"	1 1/16"	1/4"
AMI-3760	1 1/8"	3 5/8"	1 1/4"	3/8"
AMI-3761	1 1/4"	4"	1 3/8"	1/2"

BEVELED WASHERS

CATALOG NUMBERS	BOLT SIZE	"A"	"B"
AMI-3772	3/8"	1 1/4"	.34"
AMI-3773	1/2"	1 1/4"	.34"
AMI-3774	5/8"	1 1/2"	.38"
AMI-3775	3/4"	1 1/2"	.44"
AMI-3776	7/8"	2"	.56"
AMI-3777	1"	2"	.56"

OGEE WASHERS

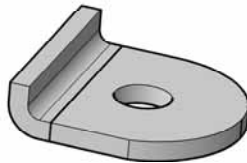
CATALOG NUMBERS	BOLT SIZE	OUTSIDE ϕ	HOLE DIAMETER.	THICK
AMI-3778	1/2"	2"	5/8"	1/2"
AMI-3779	5/8"	2 3/4"	3/4"	5/8"
AMI-3780	3/4"	3"	7/8"	3/4"
AMI-3781	7/8"	3 1/2"	1"	7/8"
AMI-3782	1"	4"	1 1/8"	1"
AMI-3783	1 1/8"	4 1/4"	1 1/4"	1 1/8"
AMI-3784	1 1/4"	4 1/2"	1 3/8"	1 1/4"
AMI-3785	1 1/2"	5 1/4"	1 5/8"	1 1/2"

SPRING WASHERS

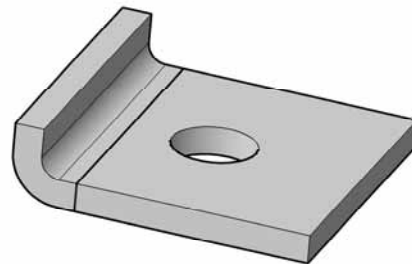
CATALOG NUMBERS	BOLT SIZE	"A"	"B"
AMI-3766	1/2"	5/8"	2 1/2"
AMI-3767	5/8"	1"	3 1/2"
AMI-3768	3/4"	1"	3 1/2"
AMI-3769	7/8"	1"	3 1/2"
AMI-3770	1"	1"	3 1/2"
AMI-3771	1 1/4"	1 1/16"	3 3/4"

NOTE:
OTHER LENGTHS AND DIAMETERS AVAILABLE
UPON REQUEST.

TAPPED WASHERS



TAPPED LIP WASHER



TAPPED FLANGE WASHER


TAPPED LIP WASHERS

CATALOG NUMBERS	BOLT SIZE	WASHER O.D.	THICK
AMI-3786	1/2"	2"x2"	3/16"
AMI-3787	5/8"	2"x2"	3/16"
AMI-3788	3/4"	2"x2"	3/16"

TAPPED FLANGE WASHERS

CATALOG NUMBERS	BOLT SIZE	WASHER O.D.	THICK
AMI-3789	1/2"	3"x3"	3/16"
AMI-3790	5/8"	3"x3"	3/16"
AMI-3791	3/4"	3"x3"	3/16"
AMI-3792	7/8"	3"x3"	3/16"

DRIFT PINS AND BOLTS



SQUARE HEAD

TAPER HEAD

HEX HEAD

DOME HEAD

FLAT END DRIFT PIN

CONE END DRIFT PIN

F-14

DRIFT PINS

CATALOG NUMBERS	BOLT LENGTH	BOLT DIAMETER	HEAD TYPE
AMI-3793	3"	1/4"	NONE
AMI-3794	3"	5/16"	NONE
AMI-3795	4"	3/8"	NONE
AMI-3796	4"	7/16"	NONE
AMI-3797	4"	1/2"	NONE
AMI-3798	5"	9/16"	NONE
AMI-3799	5"	5/8"	NONE
AMI-3800	5"	11/16"	NONE
AMI-3801	6"	3/4"	NONE
AMI-3802	6"	7/8"	NONE
AMI-3803	6"	1"	NONE
AMI-3804	8"	1 1/4"	NONE
AMI-3805	8"	1 1/2"	NONE
AMI-3806	10"	1 3/4"	NONE
AMI-3807	10"	2"	NONE

CATALOG NUMBERS SHOWN ARE FOR FLAT END PINS. FOR CONE END, ADD -C SUFFIX. EXAMPLE AMI-XXXX-C.

NOTE:
OTHER LENGTHS AND DIAMETERS AVAILABLE UPON REQUEST.

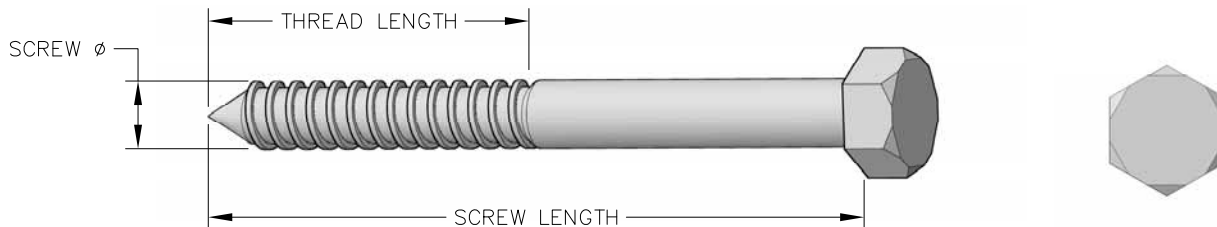
DRIFT BOLTS

CATALOG NUMBERS	BOLT LENGTH	BOLT DIAMETER	HEAD TYPE**
AMI-3808	1 1/2"	1/4"	SPECIFY
AMI-3809	1 3/4"	5/16"	SPECIFY
AMI-3810	2"	3/8"	SPECIFY
AMI-3811	3"	1/2"	SPECIFY
AMI-3812	4"	3/4"	SPECIFY
AMI-3813	5"	7/8"	SPECIFY
AMI-3814	6"	1"	SPECIFY
AMI-3815	7"	1 1/4"	SPECIFY
AMI-3816	8"	1 1/2"	SPECIFY
AMI-3817	10"	1 3/4"	SPECIFY
AMI-3818	12"	2"	SPECIFY

CATALOG NUMBERS SHOWN ARE FOR FLAT END PINS. FOR CONE END, ADD -C SUFFIX. EXAMPLE AMI-XXXX-C.

** FOR SQUARE HEAD, ADD -S SUFFIX.
 ** FOR TAPER HEAD, ADD -T SUFFIX.
 ** FOR HEX HEAD, ADD -H SUFFIX.
 ** FOR DOME HEAD, ADD -D SUFFIX.
 EXAMPLE: AMI-XXXX-CS IS A CONE END, SQUARE HEAD DRIFT BOLT.

LAG SCREWS HOT DIP GALVANIZED



LAG SCREW

LAG SCREWS

CATALOG NUMBERS	SCREW DIAMETER	SCREW LENGTH	THREAD LENGTH
AMI-3819	1/4"	2 1/2"	1 3/4"
AMI-3820	5/16"	2"	1 1/2"
AMI-3821	3/8"	4"	2 1/2"
AMI-3822	3/8"	6"	3 1/2"
AMI-3823	1/2"	2"	1 1/2"
AMI-3824	1/2"	3"	2"
AMI-3825	1/2"	4"	2 1/2"
AMI-3826	1/2"	6"	3 1/2"
AMI-3827	5/8"	4"	2 1/2"
AMI-3828	5/8"	5"	3"

NOTE:
OTHER LENGTHS AND DIAMETERS AVAILABLE UPON REQUEST.

FASTENERS

TIE RODS

F-15



FULL BODY CUT THREAD
SINGLE UNIT



PITCH DIAMETER ROLL
THREAD SINGLE UNIT



FULL BODY CUT THREAD
MULTIPLE UNIT



PITCH DIAMETER ROLL
THREAD MULTIPLE UNIT

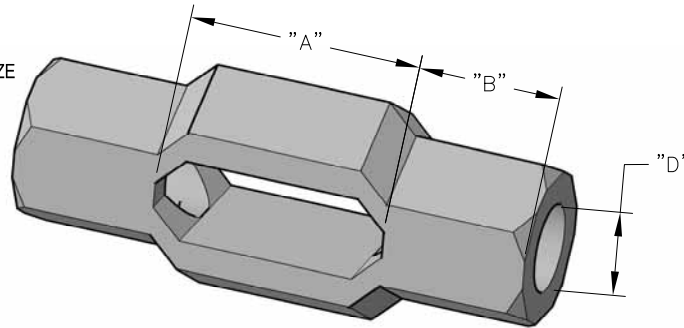
NOTE:
UNLESS REQUESTED, ALL TIE RODS ARE MADE FROM ASTM A36 STEEL. TO ENSURE PROPER FIT, PLEASE ORDER ALL TIE RODS TO INCLUDE ALL ACCESSORIES AT TIME OF MANUFACTURING.

WHEN ORDERING TIE ROD ASSEMBLIES THE OVER-ALL LENGTH OF EACH TIE ROD MUST BE SPECIFIED. TIE RODS ASSEMBLIES REQUIRING CLEVIS OR TURNBUCKLES MUST BE DETAILED AS SUCH: EACH TIE ROD'S LENGTH, THE GAP BETWEEN THE RODS, AND THE SIZE AND TAKEUP OF THE ACCESSORIES.

TURNBUCKLE BODIES

- * FORGED
- * 1030 CARBON STEEL
- * SELF COLORED / HOT GALVANIZED

NOTE: THE GALVANIZED BODIES ARE TAPPED OVERSIZE



CATALOG NUMBERS	THREAD "D"	"A"	"B"
AMI-3829	1/2"	6"	3/4"
AMI-3830	1/2"	12"	3/4"
AMI-3831	5/8"	6"	7/8"
AMI-3832	5/8"	12"	7/8"
AMI-3833	3/4"	6"	1 1/16"
AMI-3834	3/4"	12"	1 1/16"
AMI-3835	3/4"	18"	1 1/16"
AMI-3836	7/8"	12"	1 3/16"
AMI-3837	1"	6"	1 3/8"
AMI-3838	1"	12"	1 3/8"

CATALOG NUMBERS	THREAD "D"	"A"	"B"
AMI-3839	1"	18"	1 3/8"
AMI-3840	1 1/4"	6"	1 3/4"
AMI-3841	1 1/4"	12"	1 3/4"
AMI-3842	1 1/2"	6"	2 1/8"
AMI-3843	1 1/2"	12"	2 1/8"
AMI-3844	1 3/4"	6"	2 3/8"
AMI-3845	1 3/4"	12"	2 3/8"
AMI-3846	2"	6"	2 11/16"
AMI-3847	2"	12"	2 3/4"
AMI-3848	2 1/2"	12"	3 3/4"



FIBERGLASS PRODUCTS

SECTION INDEX

POLE TOP PINS	FG-1	FIBERGLASS JUMPER PIN	FG-4
SINGLE PHASE INSULATOR BRACKETS	FG-2	GUY STRAIN ISOLATORS	FG-5
SINGLE PHASE INSULATOR BRACKETS	FG-3	CROSSARM BRACE	FG-6
SINGLE PHASE INSULATOR BRACKET	FG-4	PHASE SPACER	FG-6

FIBERGLASS PRODUCTS

POLE TOP PIN SERIES 500

(INSULATOR NOT
FURNISHED)

1" STD. LEAD
THREADS EEI STD.

1 1/2"

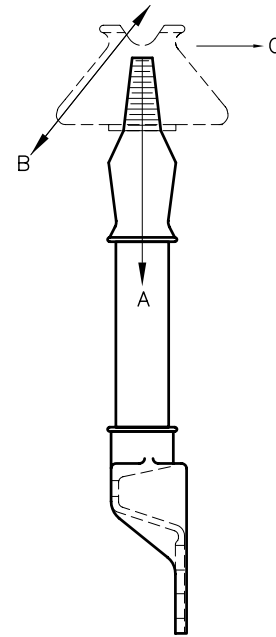
11/16" ϕ HOLE

11/16" x
1 1/16" SLOTS

1 1/2"

8"

6"



FG-1

FOR EXTENDED LIFE COATING ADD -EX
SUFFIX, EXAMPLE AMF-XXX-EX

CATALOG NUMBERS	NOMINAL LENGTH "L"	MIN.. ULTIMATE (lbs.)		
		VERT "A"	LONG "B"	TRANS. "C"
AMF-513	1'-1" (13")	2500	1600	1600
AMF-515	1'-3" (15")	2500	1500	1500
AMF-518	1'-6" (18")	2500	1400	1400
AMF-521	1'-9" (21")	2500	1200	1200

SPECIFICATIONS:

ROD : SOLID, ELECTRICAL GLASS ROVING WITH
ULTRA-VIOLET ABSORBERS

COATING : (A) POLYURETHANE MUNSEL-GRAY WITH
ULTRA-VIOLET ABSORBERS.

(B) POLYMERIC INSULATION, COATING FOR
EXTENDED LIFE, MUNSEL-GRAY, ULTRA VIOLET
PROTECTED.

CASTINGS : DUCTILE IRON, GRADE 604512, HOT DIPPED
GALVANIZED PER ASTM-A-153.

POLE TOP PIN SERIES 600

(INSULATOR NOT
FURNISHED)

1" STD. LEAD
THREADS EEI STD.

1 1/2"

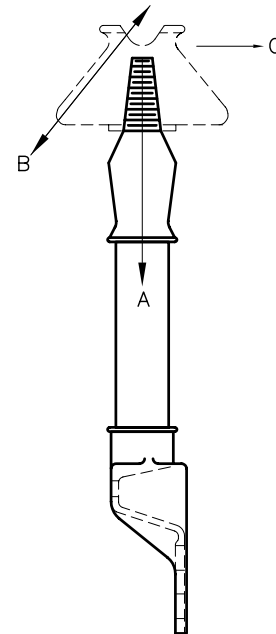
11/16" ϕ HOLE

11/16" x
1 1/16" SLOTS

1 1/2"

8"

6"



FOR EXTENDED LIFE COATING ADD -EX
SUFFIX, EXAMPLE AMF-XXX-EX

CATALOG NUMBERS	NOMINAL LENGTH "L"	MIN.. ULTIMATE (lbs.)		
		VERT "A"	LONG "B"	TRANS. "C"
AMF-618	1'-6" (18")	2500	2150	2150
AMF-621	1'-9" (21")	2500	2000	2000
AMF-624	2'-0" (24")	2500	1750	1750
AMF-627	2'-3" (27")	2500	1500	1500
AMF-630	2'-6" (30")	2500	1300	1300
AMF-635	2'-11" (35")	2500	1100	1100
AMF-645	3'-9" (45")	2500	900	900

SPECIFICATIONS:

ROD : SOLID, ELECTRICAL GLASS ROVING WITH
ULTRA-VIOLET ABSORBERS

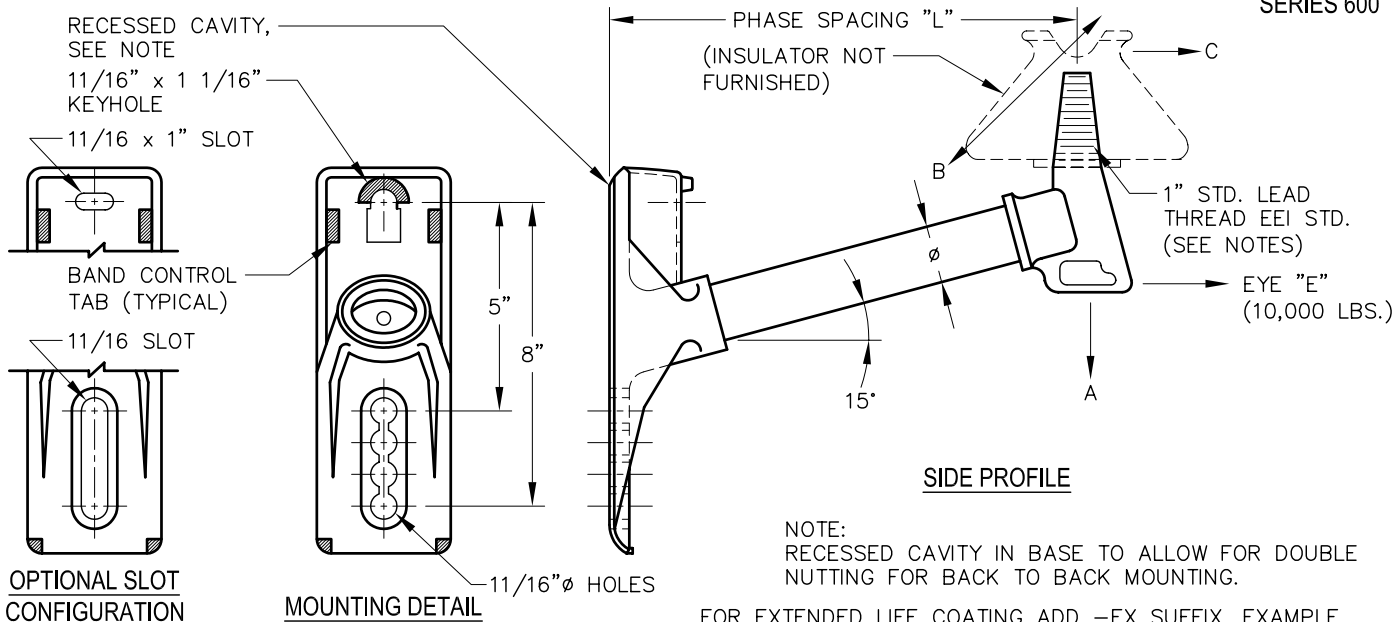
COATING : (A) POLYURETHANE MUNSEL-GRAY WITH
ULTRA-VIOLET ABSORBERS.

(B) POLYMERIC INSULATION, COATING FOR
EXTENDED LIFE, MUNSEL-GRAY, ULTRA VIOLET
PROTECTED.

CASTINGS : DUCTILE IRON, GRADE 604512, HOT DIPPED
GALVANIZED PER ASTM-A-153.

SINGLE PHASE INSULATOR BRACKET

SERIES 600



FG-2

SPECIFICATIONS:

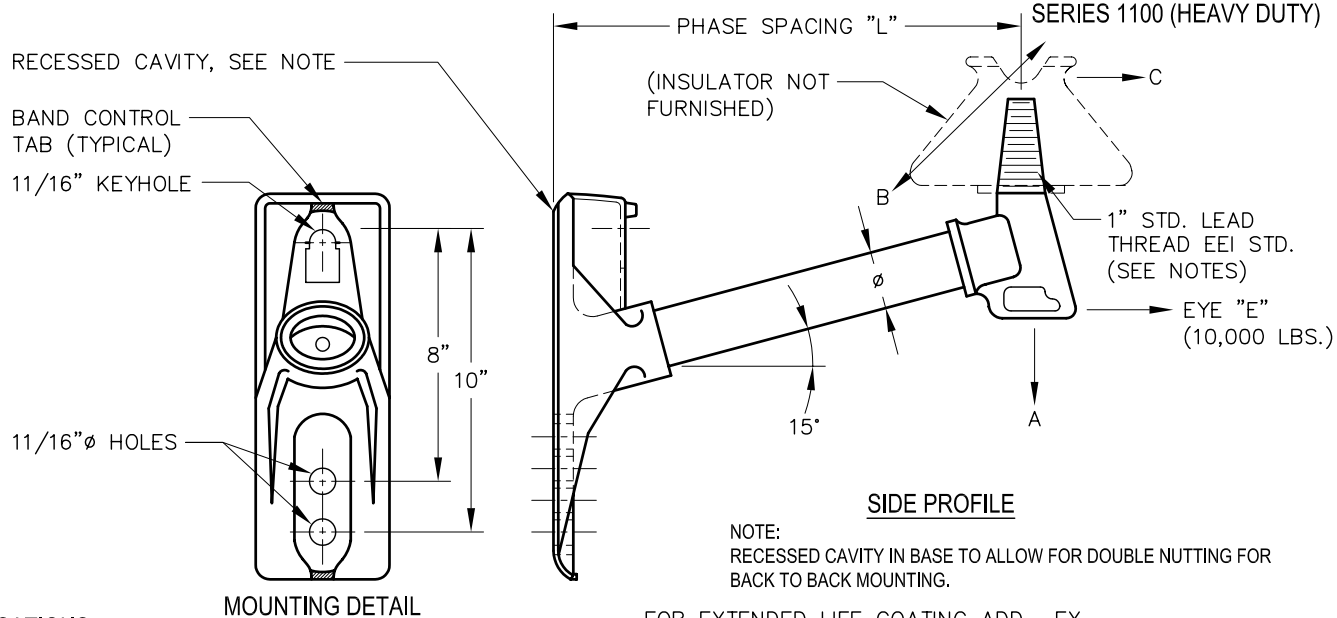
- ROD : SOLID, ELECTRICAL GLASS ROVING WITH ULTRA-VIOLET ABSORBERS
 COATING : (A) POLYURETHANE MUNSEL-GRAY WITH ULTRA-VIOLET ABSORBERS.
 (B) POLYMERIC INSULATION, COATING FOR EXTENDED LIFE, MUNSEL-GRAY, ULTRA VIOLET PROTECTED.
 CASTINGS : DUCTILE IRON, GRADE 604512, HOT DIPPED GALVANIZED PER ASTM-A-153.

FOR EXTENDED LIFE COATING ADD -EX SUFFIX, EXAMPLE AMF-XXX-EX.

CATALOG NUMBERS	PHASE SPACING "L"	PIPE DIA. " ϕ "	MIN.. ULTIMATE (lbs.)			
			VERT "A"	LONG "B"	TRANS "C"	EYE "E"
AMF-1014	1'-2" (14")	1 1/2"	2000	1200	2000	10000
AMF-1015	1'-3" (15")	1 1/2"	1700	1100	2000	10000
AMF-1016	1'-4" (16")	1 1/2"	1600	1000	2000	10000
AMF-1018	1'-6" (18")	1 1/2"	1500	900	2000	10000
AMF-1021	1'-9" (21")	1 1/2"	1200	800	2000	10000
AMF-1024	2'-0" (24")	1 1/2"	1000	700	2000	10000

SINGLE PHASE INSULATOR BRACKET

SERIES 1100 (HEAVY DUTY)



SPECIFICATIONS:

- ROD : SOLID, ELECTRICAL GLASS ROVING WITH ULTRA-VIOLET ABSORBERS
 COATING : (A) POLYURETHANE MUNSEL-GRAY WITH ULTRA-VIOLET ABSORBERS.
 (B) POLYMERIC INSULATION, COATING FOR EXTENDED LIFE, MUNSEL-GRAY, ULTRA VIOLET PROTECTED.
 CASTINGS : DUCTILE IRON, GRADE 604512, HOT DIPPED GALVANIZED PER ASTM-A-153.

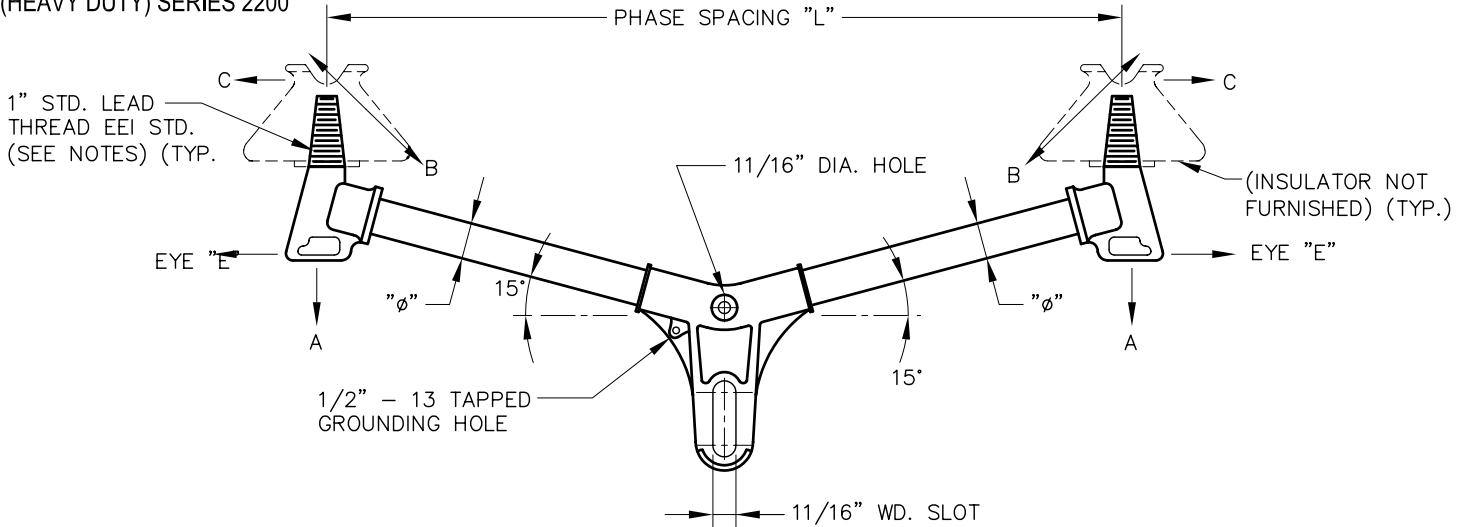
FOR EXTENDED LIFE COATING ADD -EX SUFFIX, EXAMPLE AMF-XXX-EX.

CATALOG NUMBERS	PHASE SPACING "L"	PIPE DIA. " ϕ "	MIN.. ULTIMATE (lbs.)			
			VERT "A"	LONG "B"	TRANS "C"	EYE "E"
AMF-1112	1'-0" (12")	2"	2550	2000	2500	10000
AMF-1115	1'-3" (15")	2"	2400	1950	2500	10000
AMF-1118	1'-6" (18")	2"	2250	1900	2500	10000
AMF-1124	2'-0" (24")	2"	2100	1850	2500	10000
AMF-1130	2'-6" (30")	2"	1800	1750	2500	10000

FIBERGLASS PRODUCTS

SINGLE PHASE INSULATOR BRACKET

(HEAVY DUTY) SERIES 2200



FG-3

SPECIFICATIONS:

- ROD : SOLID, ELECTRICAL GLASS ROVING WITH ULTRA-VIOLET ABSORBERS
- COATING : (A) POLYURETHANE MUNSEL-GRAY WITH ULTRA-VIOLET ABSORBERS.
(B) POLYMERIC INSULATION, COATING FOR EXTENDED LIFE, MUNSEL-GRAY, ULTRA VIOLET PROTECTED.
- CASTINGS : DUCTILE IRON, GRADE 604512, HOT DIPPED GALVANIZED PER ASTM-A-153.

FOR EXTENDED LIFE COATING ADD -EX SUFFIX, EXAMPLE AMF-XXX-EX.

CATALOG NUMBERS	PHASE SPACING "L"	PIPE DIA. "φ"	MIN.. ULTIMATE (lbs.)			
			VERT "A"	LONG "B"	TRANS "C"	EYE "E"
AMF-2236	3'-0" (36")	XXX	2500	2000	2500	10000
AMF-2242	3'-6" (42")	XXX	2400	1950	2500	10000
AMF-2248	4'-0" (48")	XXX	2250	1900	2500	10000
AMF-2254	4'-6" (54")	XXX	2100	1850	2500	10000
AMF-2260	5'-0" (60")	XXX	1950	1800	2500	10000
AMF-2272	6'-0" (72")	XXX	1800	700	2500	10000

SINGLE PHASE INSULATOR BRACKET

(HEAVY DUTY) SERIES 1100

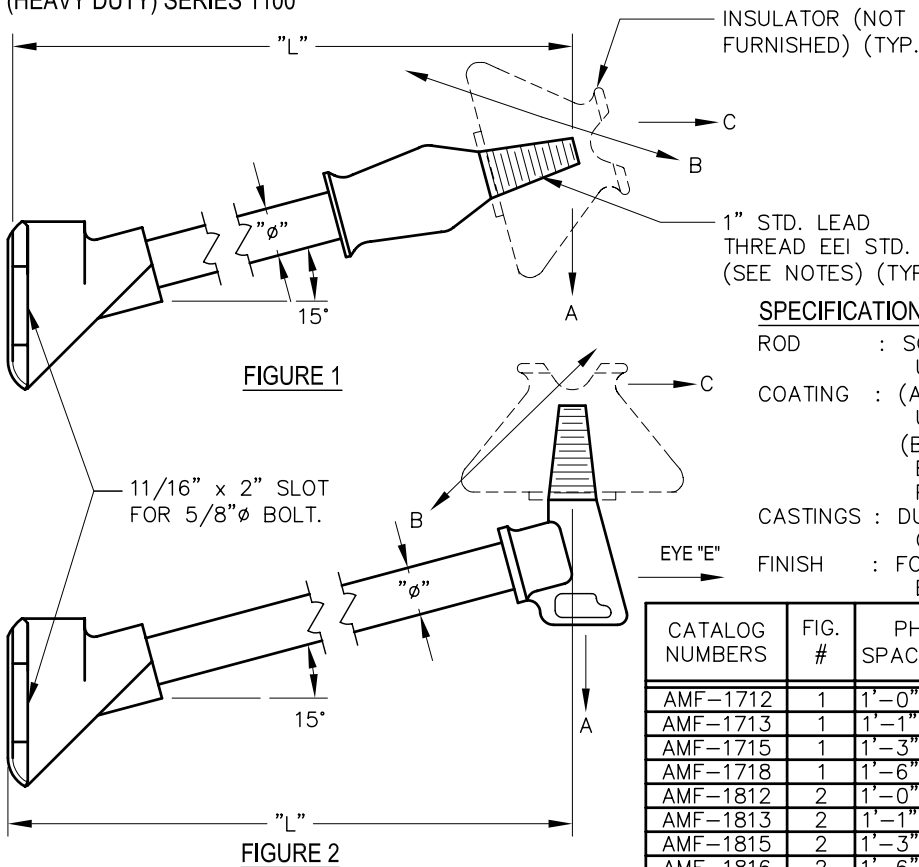


FIGURE 1

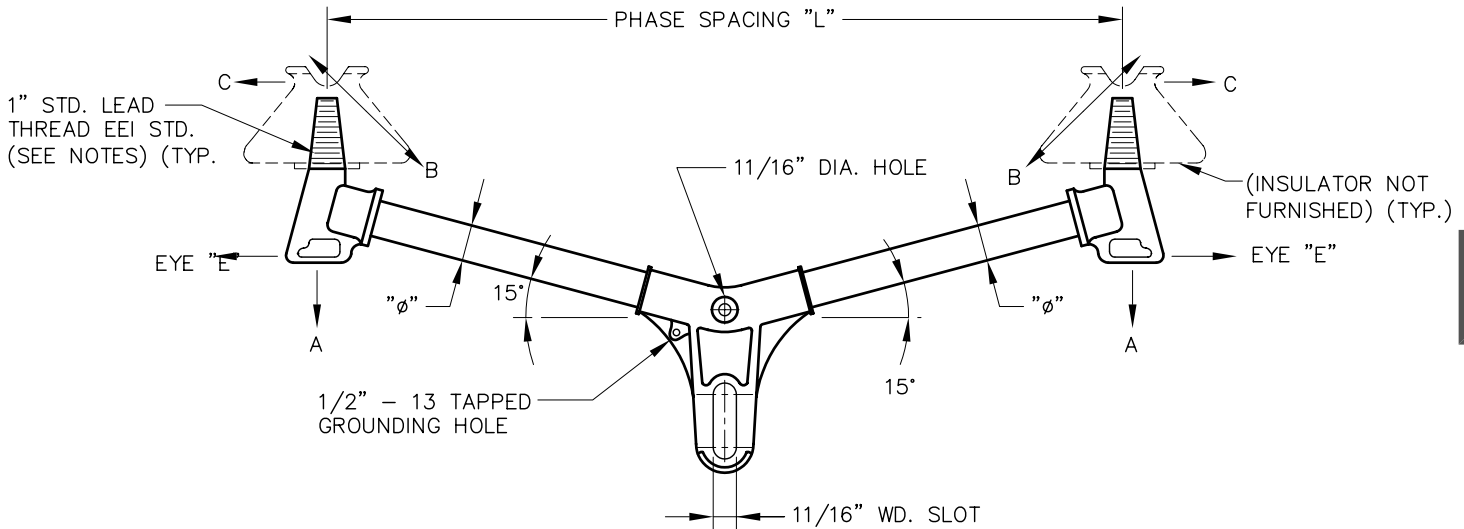
FIGURE 2

SPECIFICATIONS:

- ROD : SOLID, ELECTRICAL GLASS ROVING WITH ULTRA-VIOLET ABSORBERS
- COATING : (A) POLYURETHANE MUNSEL-GRAY WITH ULTRA-VIOLET ABSORBERS.
(B) POLYMERIC INSULATION, COATING FOR EXTENDED LIFE, MUNSEL-GRAY, ULTRA VIOLET PROTECTED.
- CASTINGS : DUCTILE IRON, GRADE 604512, HOT DIPPED GALVANIZED PER ASTM-A-153.
- FINISH : FOR EXTENDED LIFE COATING, ADD SUFFIX -EX, EXAMPLE AMF-1712-EX

CATALOG NUMBERS	FIG. #	PHASE SPACING "L"	PIPE DIA. "φ"	MIN.. ULTIMATE (lbs.)			
				VERT "A"	LONG "B"	TRANS "C"	EYE "E"
AMF-1712	1	1'-0" (12")	1 1/2"	1500	1200	1500	--
AMF-1713	1	1'-1" (13")	1 1/2"	1300	1100	1500	--
AMF-1715	1	1'-3" (15")	1 1/2"	1200	1000	1500	--
AMF-1718	1	1'-6" (18")	1 1/2"	1000	800	1500	--
AMF-1812	2	1'-0" (12")	1 1/2"	1500	1200	1500	10000
AMF-1813	2	1'-1" (13")	1 1/2"	1300	1100	1500	10000
AMF-1815	2	1'-3" (15")	1 1/2"	1200	1000	1500	10000
AMF-1816	2	1'-6" (18")	1 1/2"	1000	800	1500	10000

SINGLE PHASE INSULATOR BRACKET (HEAVY DUTY) SERIES 2100



FG-4

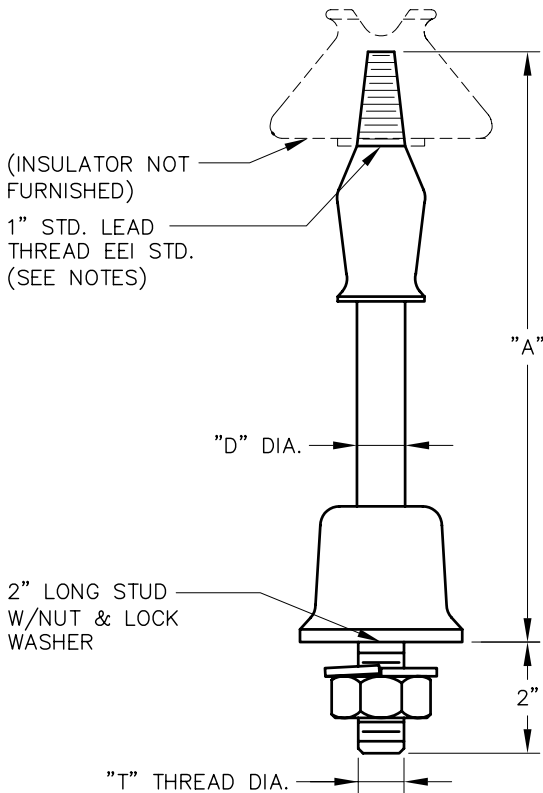
SPECIFICATIONS:

- ROD : SOLID, ELECTRICAL GLASS ROVING WITH ULTRA-VIOLET ABSORBERS
- COATING : (A) POLYURETHANE MUNSEL-GRAY WITH ULTRA-VIOLET ABSORBERS.
(B) POLYMERIC INSULATION, COATING FOR EXTENDED LIFE, MUNSEL-GRAY, ULTRA VIOLET PROTECTED.
- CASTINGS : DUCTILE IRON, GRADE 604512, HOT DIPPED GALVANIZED PER ASTM-A-153.

FOR EXTENDED LIFE COATING ADD -EX SUFFIX, EXAMPLE AMF-XXX-EX.

CATALOG NUMBERS	PHASE SPACING "L"	PIPE DIA. "φ"	MIN.. ULTIMATE (lbs.)			
			VERT "A"	LONG "B"	TRANS "C"	EYE "E"
AMF-2130	2'-6" (30")	1 1/2"	1700	1100	2000	10000
AMF-2136	3'-0" (36")	1 1/2"	1500	900	2000	10000
AMF-2140	3'-4" (40")	1 1/2"	1300	850	2000	10000
AMF-2148	4'-0" (48")	1 1/2"	1000	700	2000	10000

FIBERGLASS JUMPER PIN (MEDIUM DUTY) SERIES 1600, 6700, 7100, & 7200



FOR EXTENDED LIFE COATING ADD -EX SUFFIX, EXAMPLE AMF-XXX-EX

CATALOG NUMBERS	DIMENSIONS IN INCHES		
	"A"	"D"	"T"
AMF-1609	9	1 1/2	5/8
AMF-1612	12	1 1/2	5/8
AMF-1614	14	1 1/2	5/8
AMF-1616	16	1 1/2	5/8
AMF-1618	18	1 1/2	5/8

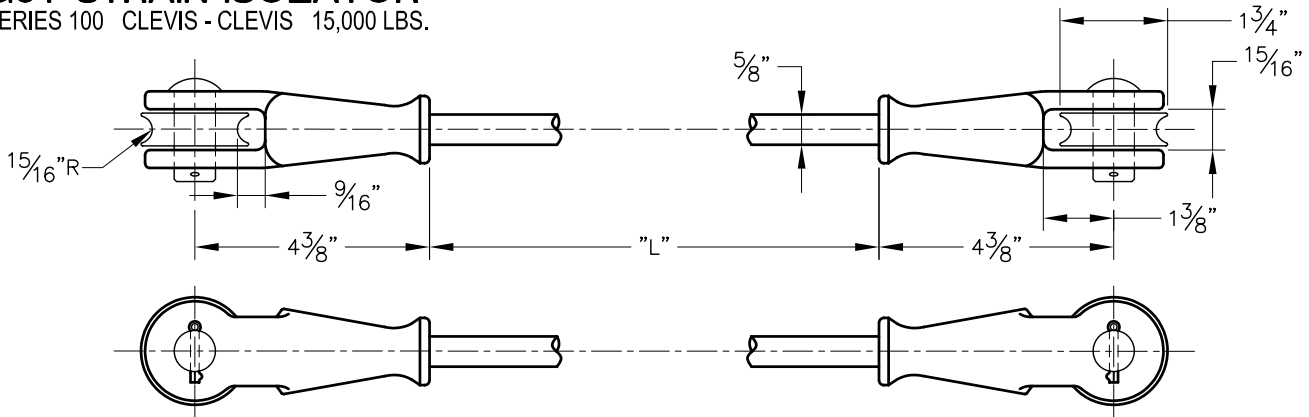
CATALOG NUMBERS	DIMENSIONS IN INCHES		
	"A"	"D"	"T"
AMF-7110	10	1 1/2	3/4
AMF-7113	13	1 1/2	3/4
AMF-7115	15	1 1/2	3/4
AMF-7117	17	1 1/2	3/4
AMF-7119	19	1 1/2	3/4

SPECIFICATIONS:

- ROD : SOLID, ELECTRICAL GLASS ROVING WITH ULTRA-VIOLET ABSORBERS
- COATING : (A) POLYURETHANE MUNSEL-GRAY WITH ULTRA-VIOLET ABSORBERS.
(B) POLYMERIC INSULATION, COATING FOR EXTENDED LIFE, MUNSEL-GRAY, ULTRA VIOLET PROTECTED.
- CASTINGS : DUCTILE IRON, GRADE 604512, HOT DIPPED GALVANIZED PER ASTM-A-153.

FIBERGLASS PRODUCTS

GUY STRAIN ISOLATOR SERIES 100 CLEVIS - CLEVIS 15,000 LBS.



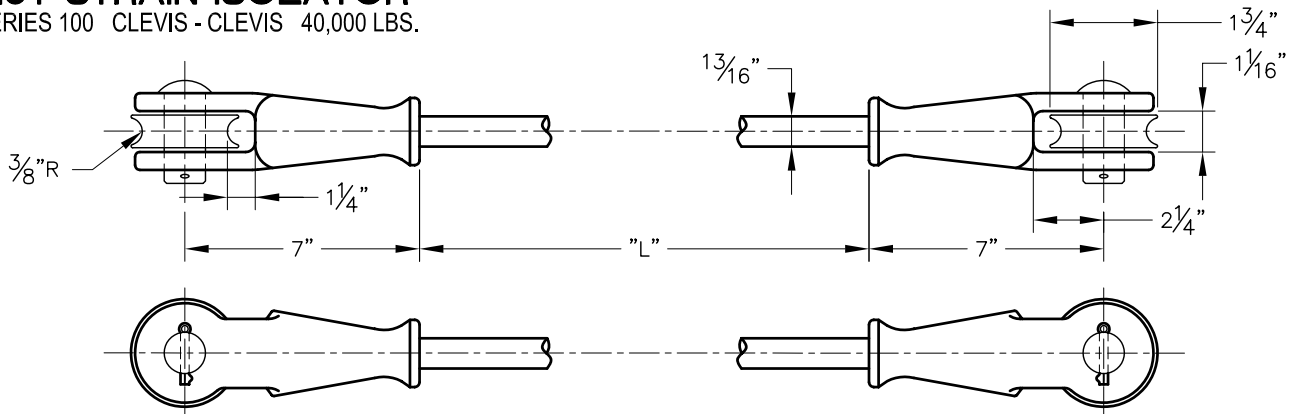
FG-5

CATALOG NUMBERS	NOMINAL LENGTH "L"	15,000 LBS MINIMUM BREAKING STRENGTH	
		NOM. FLASH-OVER 60 Hz K.V.	
		DRY	WET
AMF-112R	1'-0" (12")	140	70
AMF-118R	1'-6" (18")	190	110
AMF-124R	2'-0" (24")	250	140
AMF-130R	2'-6" (30")	305	180
AMF-136R	3'-0" (36")	375	210
AMF-142R	3'-6" (42")	445	240

CATALOG NUMBERS	NOMINAL LENGTH "L"	15,000 LBS MINIMUM BREAKING STRENGTH	
		NOM. FLASH-OVER 60 Hz K.V.	
		DRY	WET
AMF-148R	4'-0" (48")	515	270
AMF-154R	4'-6" (54")	530	310
AMF-178R	6'-6" (78")	780	425
AMF-190R	7'-6" (90")	920	485
AMF-196R	8'-0" (96")	990	525
AMF-1120R	10'-0" (120")	1270	645
AMF-1144R	12'-0" (144")	1550	765

ROD : SOLID, ELECTRICAL GLASS ROVING WITH ULTRA-VIOLET ABSORBERS
 COATING : (A) POLYURETHANE MUNSEL-GRAY WITH ULTRA-VIOLET ABSORBERS.
 (B) POLYMERIC INSULATION, COATING FOR EXTENDED LIFE, MUNSEL-GRAY, ULTRA VIOLET PROTECTED.
 CASTINGS : DUCTILE IRON, GRADE 604512, HOT DIPPED GALVANIZED PER ASTM-A-153.
 HARDWARE: CLEVIS PIN - STEEL, HOT DIPPED GALVANIZED PER ASTM-A-153.
 CLEVIS PIN - STAINLESS STEEL.

GUY STRAIN ISOLATOR SERIES 100 CLEVIS - CLEVIS 40,000 LBS.

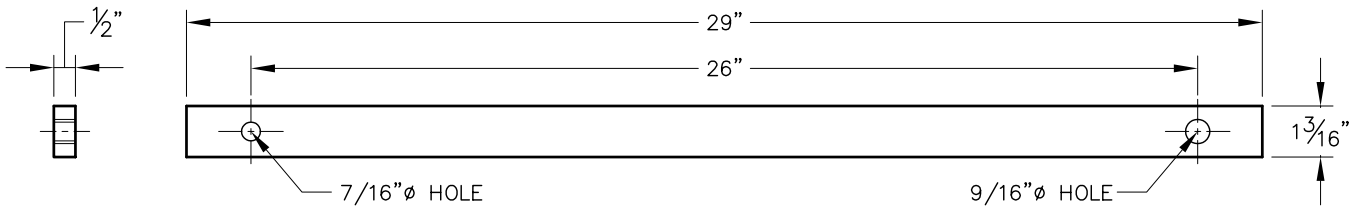


CATALOG NUMBERS	NOMINAL LENGTH "L"	15,000 LBS MINIMUM BREAKING STRENGTH	
		NOM. FLASH-OVER 60 Hz K.V.	
		DRY	WET
AMF-412R	1'-0" (12")	140	70
AMF-418R	1'-6" (18")	190	110
AMF-424R	2'-0" (24")	250	140
AMF-430R	2'-6" (30")	305	180
AMF-436R	3'-0" (36")	375	210
AMF-442R	3'-6" (42")	445	240

CATALOG NUMBERS	NOMINAL LENGTH "L"	15,000 LBS MINIMUM BREAKING STRENGTH	
		NOM. FLASH-OVER 60 Hz K.V.	
		DRY	WET
AMF-448R	4'-0" (48")	515	270
AMF-454R	4'-6" (54")	530	310
AMF-478R	6'-6" (78")	780	425
AMF-490R	7'-6" (90")	920	485
AMF-496R	8'-0" (96")	990	525
AMF-4120R	10'-0" (120")	1270	645
AMF-4144R	12'-0" (144")	1550	765

ROD : SOLID, ELECTRICAL GLASS ROVING WITH ULTRA-VIOLET ABSORBERS
 COATING : (A) POLYURETHANE MUNSEL-GRAY WITH ULTRA-VIOLET ABSORBERS.
 (B) POLYMERIC INSULATION, COATING FOR EXTENDED LIFE, MUNSEL-GRAY, ULTRA VIOLET PROTECTED.
 CASTINGS : DUCTILE IRON, GRADE 604512, HOT DIPPED GALVANIZED PER ASTM-A-153.
 HARDWARE: CLEVIS PIN - STEEL, HOT DIPPED GALVANIZED PER ASTM-A-153.
 CLEVIS PIN - STAINLESS STEEL.

CROSSARM BRACE



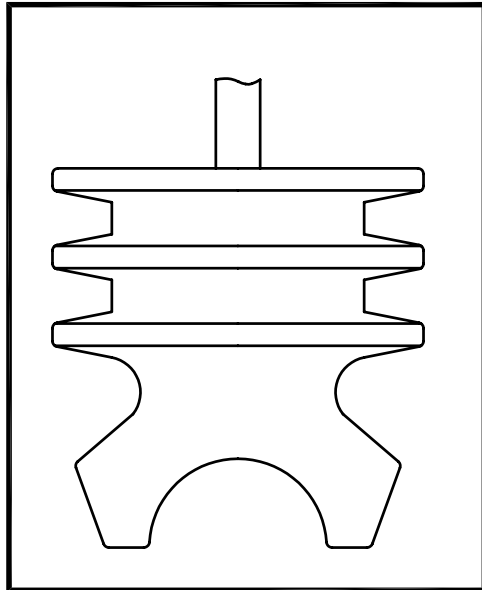
CATALOG NO: AMF-29

SPECIFICATIONS:

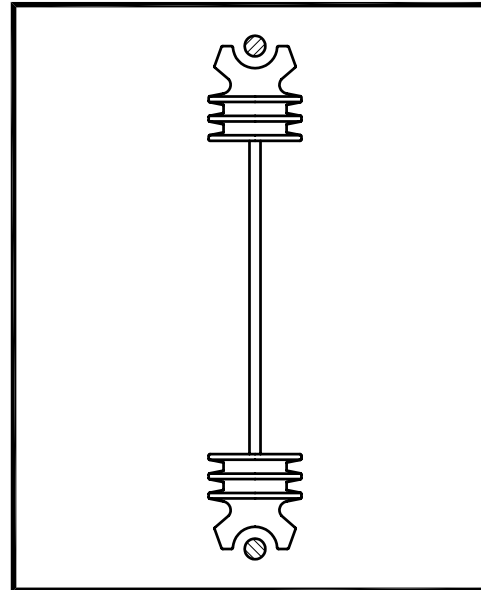
ROD: SOLID-ELECTRICAL FIBERGLASS
COATING: PAINTED, MUNSEL GRAY

FG-6

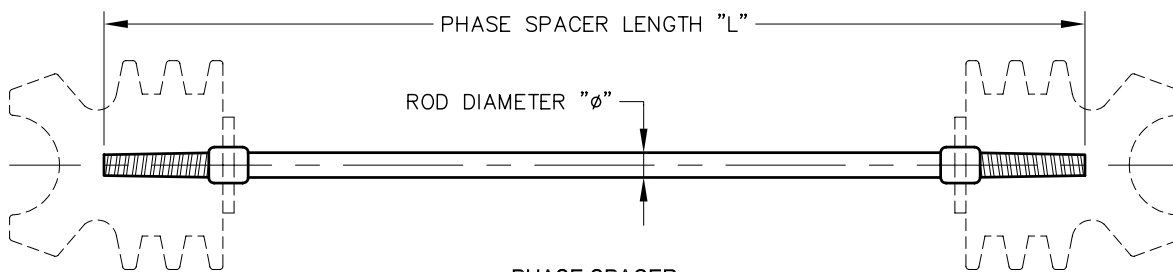
PHASE SPACER



OPTIONAL POLYMER TYPE INSULATOR



TYPICAL INSULATION



PHASE SPACER

ROD: FIBERGLASS WITH UV PROTECTIVE COATING (MUNSEL GRAY)

CATALOG NUMBERS	DIMENSIONS IN INCHES		
	INSULATOR THREADS	"φ"	"L"
AMF-PS-18	1"	5/8	18
AMF-PS-36	1"	3/4	36
AMF-PS-48	1"	3/4	48
AMF-PS-66	1"	13/16	66

NOTE:

FOR OTHER LENGTHS ("L" DIM.) SUBSTITUTE LENGTH FOR SUFFIX NO. (EXAMPLE 54" AMF-PS-54)



FLOODLIGHT BRACKETS

FL

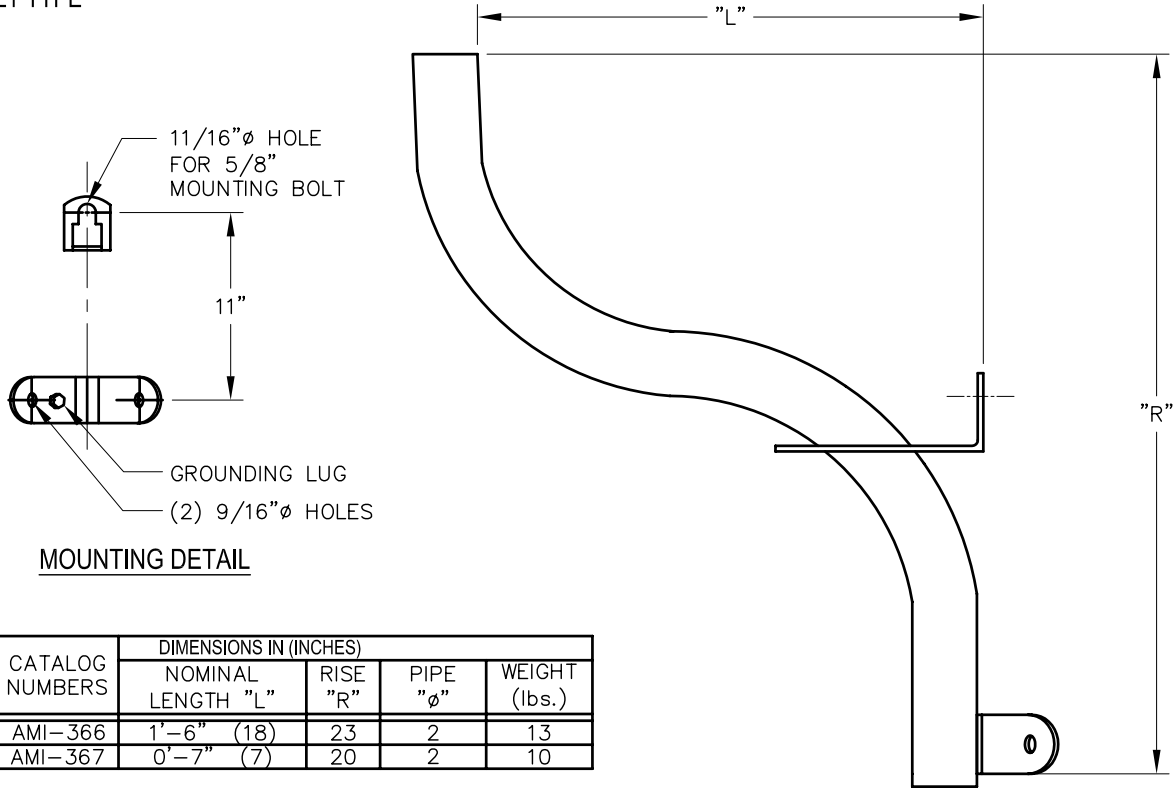
SECTION INDEX

SINGLE FLOODLIGHT SUPPORTS.....	FL-1	DOUBLE FLOODLIGHT SUPPORTS.....	FL-5
SINGLE FLOODLIGHT SUPPORTS.....	FL-2	TRIPLE FLOODLIGHT SUPPORT.....	FL-6
SINGLE FLOODLIGHT SUPPORTS.....	FL-3	FLOODLIGHT SUPPORT.....	FL-7
SINGLE FLOODLIGHT SUPPORTS.....	FL-4		

FLOODLIGHT BRACKETS

SINGLE FLOODLIGHT SUPPORT

OFFSET TYPE



FL-1

MOUNTING DETAIL

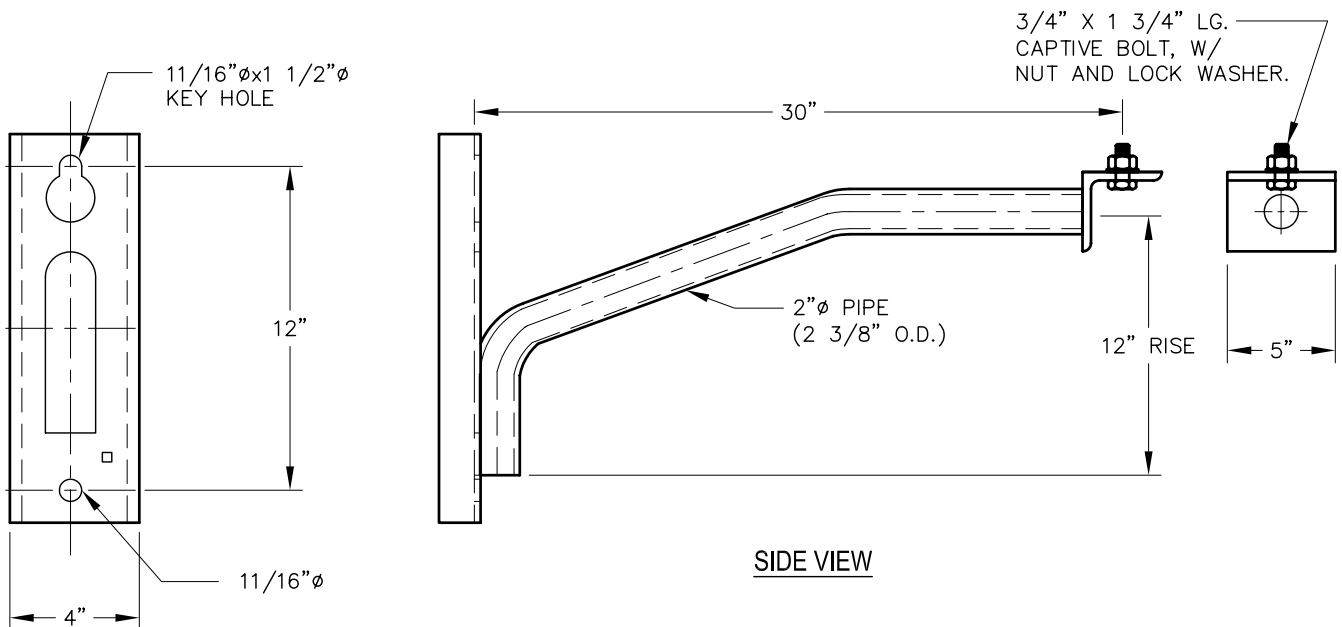
CATALOG NUMBERS	DIMENSIONS IN (INCHES)			
	NOMINAL LENGTH "L"	RISE "R"	PIPE "ø"	WEIGHT (lbs.)
AMI-366	1'-6" (18)	23	2	13
AMI-367	0'-7" (7)	20	2	10

CATALOG NUMBERS ARE FOR HOT DIPPED GALVANIZED STEEL. FOR ALUMINUM BRACKET ADD -A SUFFIX. AMI-XXX-A

PROFILE

SINGLE FLOODLIGHT SUPPORT

FOR CONCRETE AND STEEL POLES



MOUNTING DETAIL

SIDE VIEW

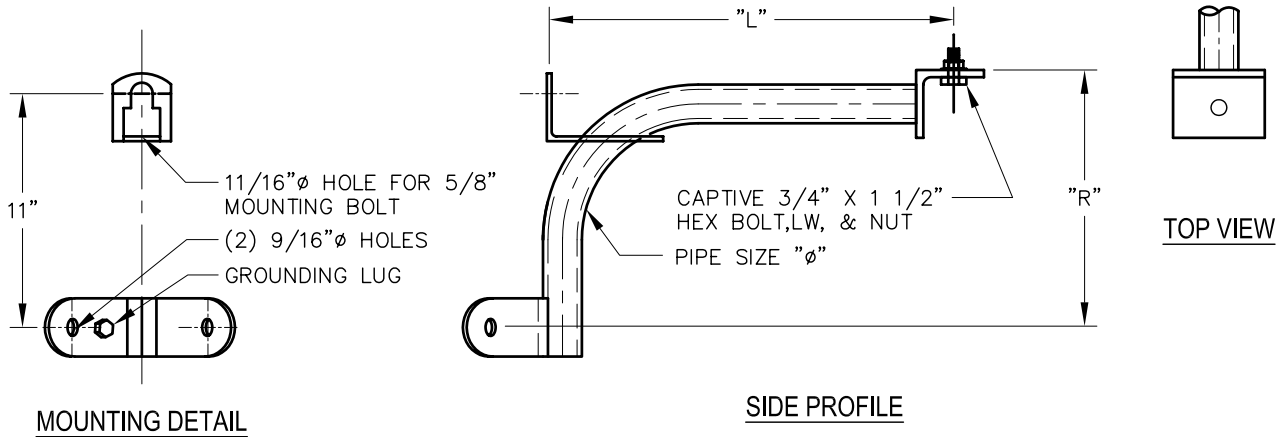
CATALOG NUMBER AMI-628

ADD AN -LG SUFFIX TO SPECIFY 3/8 X 1 1/4" LG CARRIAGE BOLT GROUNDING LUG, EXAMPLE AMI-XXX-LG.

FLOODLIGHT BRACKETS

ACTION
MFG.
INC.

SINGLE FLOODLIGHT SUPPORT FOR WOOD POLE MOUNTING

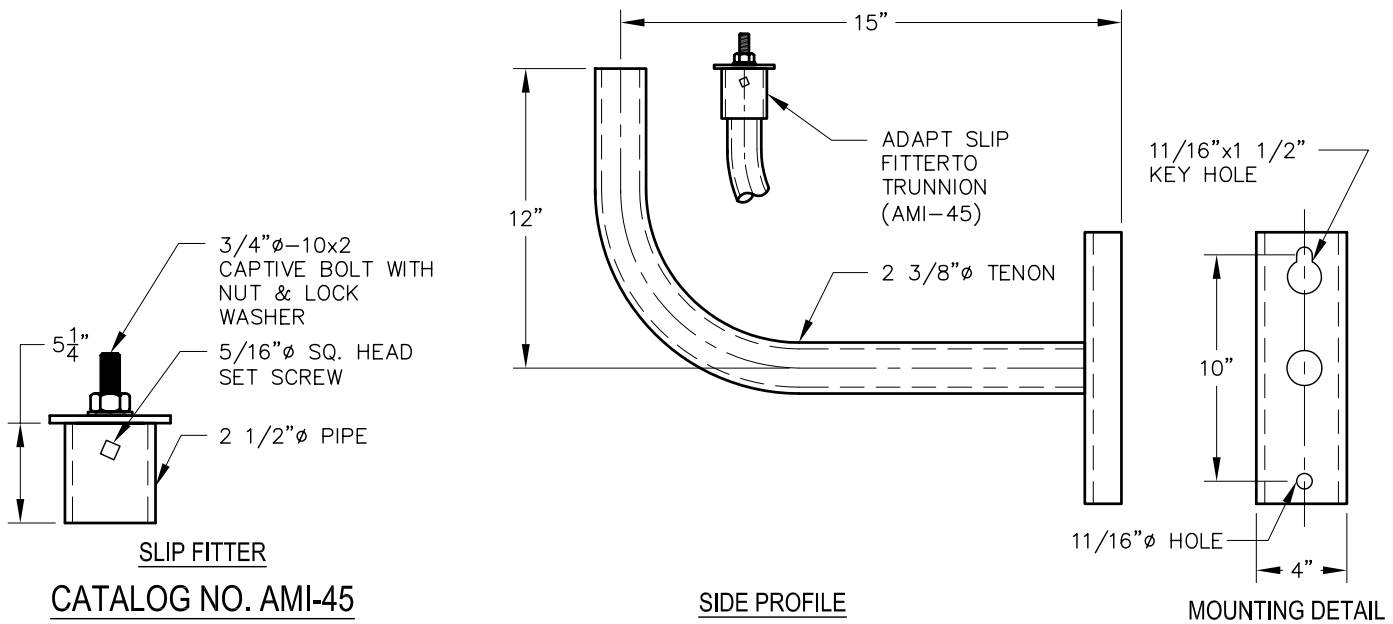


CATALOG NUMBERS	DIMENSIONS IN (INCHES)		
	NOMINAL LENGTH "L"	RISE "R"	PIPE "phi"
AMI-459	1'-3" (15)	16	1 1/4
AMI-460	1'-3" (15)	16	2
AMI-461	1'-6" (18)	16	1 1/4
AMI-462	1'-6" (18)	16	2
AMI-463	1'-8" (20)	16	1 1/4
AMI-464	1'-8" (20)	16	2

CATALOG NUMBERS	DIMENSIONS IN (INCHES)		
	NOMINAL LENGTH "L"	RISE "R"	PIPE "phi"
AMI-266	1'-8" (20)	18	2
AMI-422	1'-11 1/2" (23.5)	16	2
AMI-1148	2'-6" (30)	16	2
AMI-626	2'-0" (24)	18	2
AMI-1529	4'-0" (48)	18	2

CATALOG NUMBERS ARE FOR HOT DIPPED GALVANIZED STEEL.
FOR ALUMINUM BRACKET ADD -A SUFFIX. AMI-XXX-A

SINGLE FLOODLIGHT SUPPORT FOR STEEL, WOOD, OR CONCRETE POLE MOUNTING



CATALOG NO. AMI-45
MATERIAL - STEEL HOT DIPPED GALV.

CATALOG NO. AMI-40
MATERIAL - STEEL HOT DIPPED GALV.

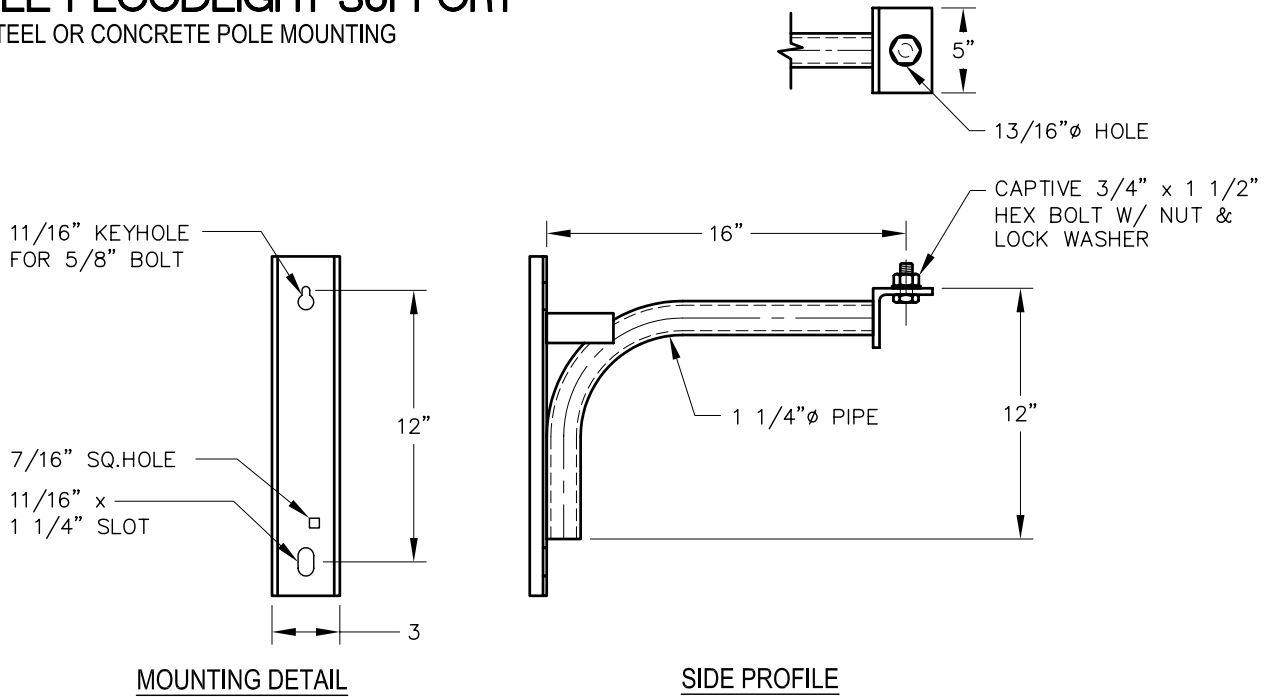
CATALOG NUMBER SHOWN IS HOT DIPPED GALVANIZED STEEL.
FOR ALUMINUM BRACKETS ADD -A SUFFIX, EXAMPLE AMI-XXX-A.
PAINTED BRACKETS SUPPLIED ON REQUEST.

FL-2

FLOODLIGHT BRACKETS

SINGLE FLOODLIGHT SUPPORT

FOR STEEL OR CONCRETE POLE MOUNTING

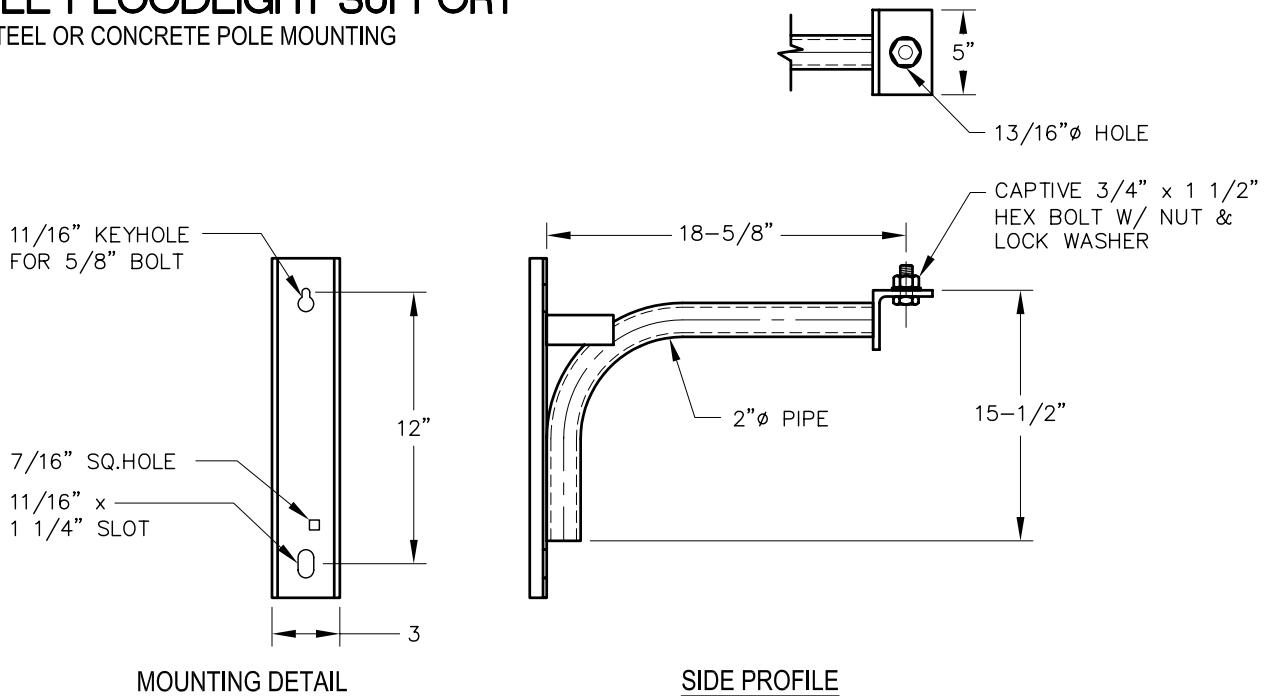


CATALOG NO. AMI-450

CATALOG NUMBER SHOWN IS FOR HOT DIPPED GALVANIZED STEEL.
FOR ALUMINUM BRACKET ADD -A SUFFIX, EXAMPLE AMI-XXX-A.
PAINTED BRACKETS SUPPLIED ON REQUEST.

SINGLE FLOODLIGHT SUPPORT

FOR STEEL OR CONCRETE POLE MOUNTING



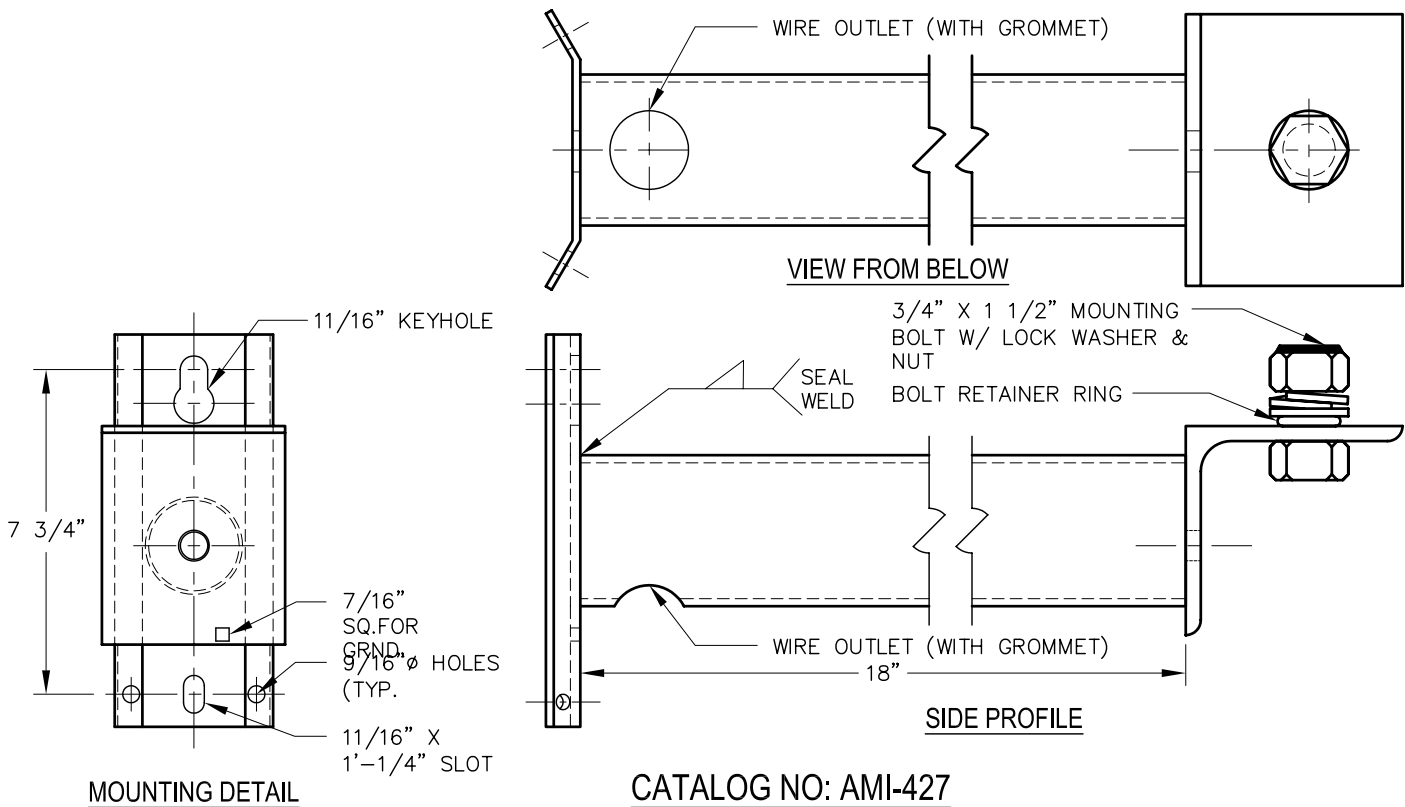
CATALOG NO. AMI-1548

CATALOG NUMBER SHOWN IS FOR HOT DIPPED GALVANIZED STEEL.
FOR ALUMINUM BRACKET ADD -A SUFFIX, EXAMPLE AMI-XXX-A.
PAINTED BRACKETS SUPPLIED ON REQUEST.

FLOODLIGHT BRACKETS

ACTION
MFG.
INC.

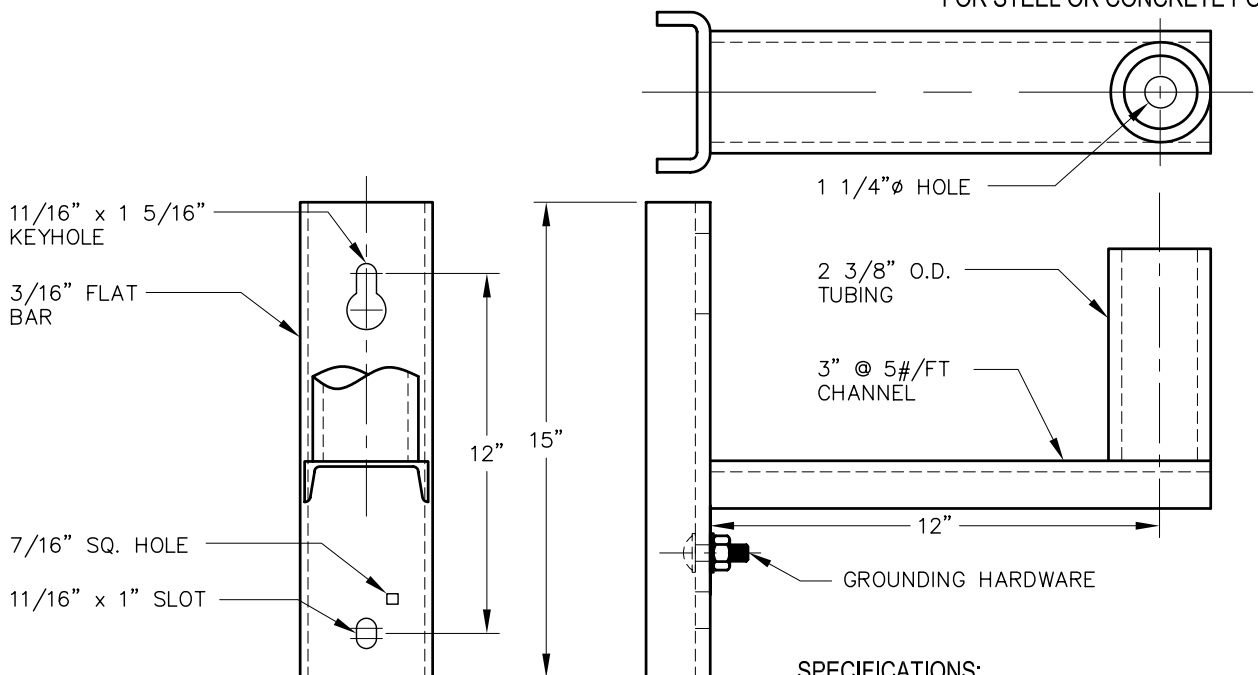
SINGLE FLOODLIGHT SUPPORT SINGLE STRAIGHT



CATALOG NUMBER SHOWN IS ARE FOR HOT DIPPED GALVANIZED STEEL.
FOR ALUMINUM BRACKET ADD -A SUFFIX. AMI-XXX-A

FL-4

SINGLE FLOODLIGHT SUPPORT FOR STEEL OR CONCRETE POLE MOUNTING



CATALOG NO: AMI-423

CATALOG NUMBER SHOWN IS HOT DIPPED GALVANIZED STEEL.
FOR ALUMINUM BRACKETS ADD -A SUFFIX, EXAMPLE AMI-XXX-A.
PAINTED BRACKETS SUPPLIED ON REQUEST.

SPECIFICATIONS:

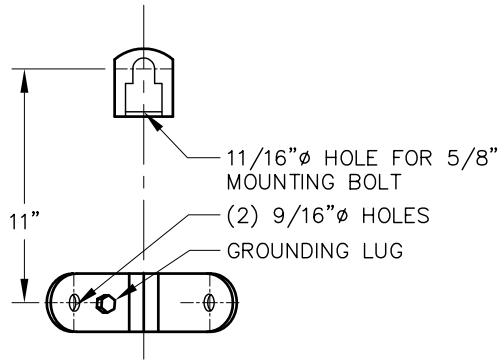
MATERIAL: STEEL A-36
FOR ALUMINUM BRACKETS ADD -A SUFFIX.
EXAMPLE AMI-423-A

FINISH: HOT DIPPED GALV. PER ASTM A-123
PAINTED BRACKETS SUPPLIED ON REQUEST.

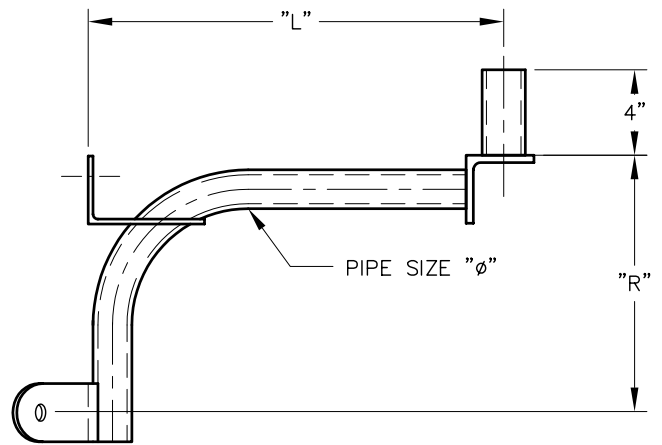
HARDWARE: 3/8"x 1 1/4" CARRIAGE BOLT, HEX NUT,
FLAT WASHER, & BONDING CLIP

FLOODLIGHT BRACKETS

DOUBLE FLOODLIGHT SUPPORT FOR WOOD POLE MOUNTING



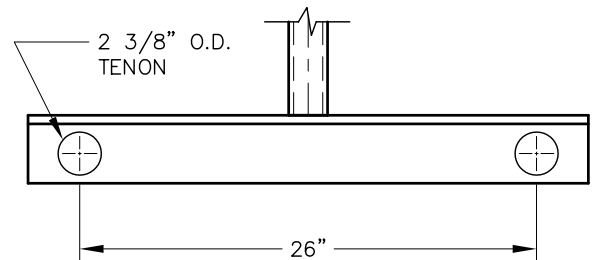
MOUNTING DETAIL



SIDE PROFILE

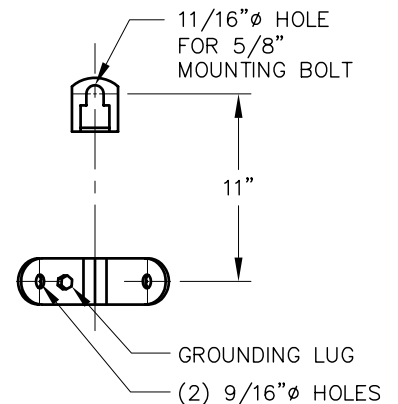
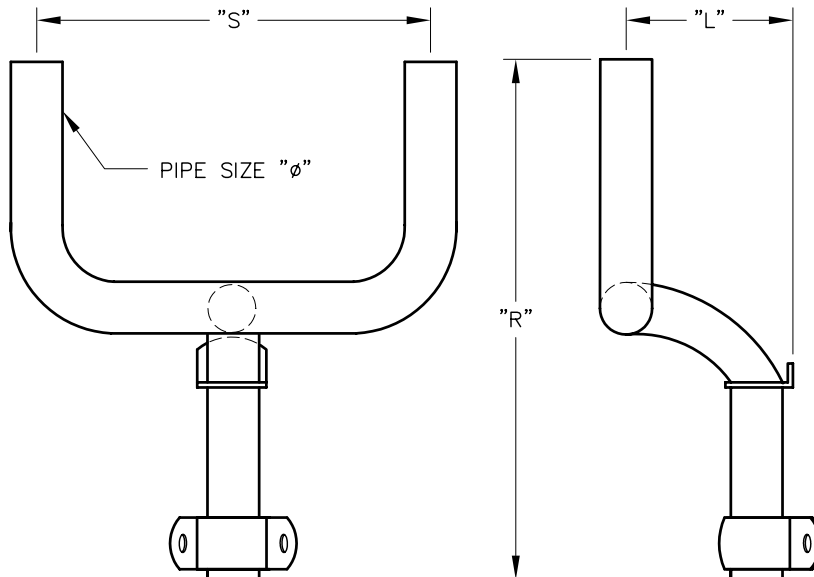
CATALOG NUMBERS	DIMENSIONS IN (INCHES)		
	NOMINAL LENGTH "L"	RISE "R"	PIPE "φ"
AMI-903	1'-3" (15)	18	2
AMI-904	1'-6" (18)	18	2
AMI-905	1'-8" (20)	18	2
AMI-906	2'-0" (24)	18	2
AMI-907	2'-6" (30)	18	2
AMI-908	4'-0" (48)	18	2

CATALOG NUMBERS ARE FOR HOT DIPPED GALVANIZED STEEL.
FOR ALUMINUM BRACKET ADD -A SUFFIX. AMI-XXX-A



TOP VIEW

DOUBLE FLOODLIGHT SUPPORT FOR WOOD POLE MOUNTING



MOUNTING DETAIL

CATALOG NUMBERS	DIMENSIONS IN (INCHES)				
	NOMINAL LENGTH "L"	RISE "R"	SPAN "S"	PIPE "φ"	WEIGHT (lbs.)
AMI-397	1'-6" (18)	25	24	2	20
AMI-398	0'-7" (7)	25	30	2	24
AMI-399	0'-7" (7)	25	24	2	22
AMI-400	0'-7" (7)	25	30	2	26
AMI-1008	0'-7" (7)	25	30	2	30

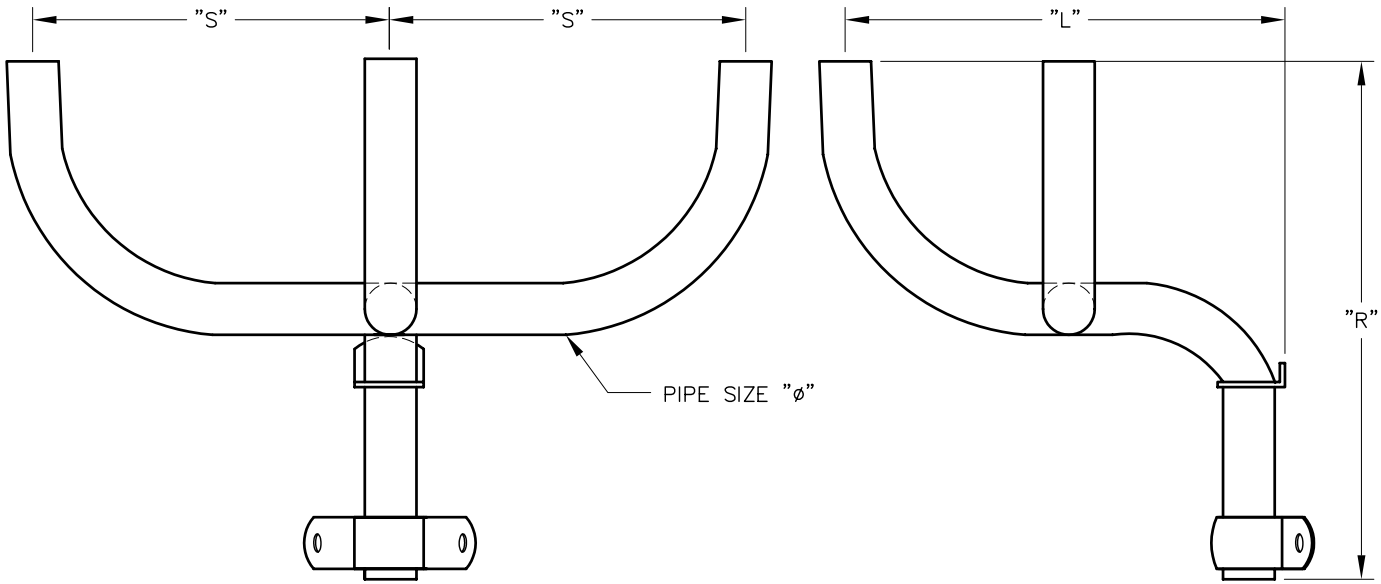
CATALOG NUMBERS ARE FOR HOT DIPPED GALVANIZED STEEL.
FOR ALUMINUM BRACKET ADD -A SUFFIX. AMI-XXX-A

FL-5

FLOODLIGHT BRACKETS

ACTION
MFG.
INC.

TRIPLE FLOODLIGHT SUPPORT FOR WOOD POLE MOUNTING

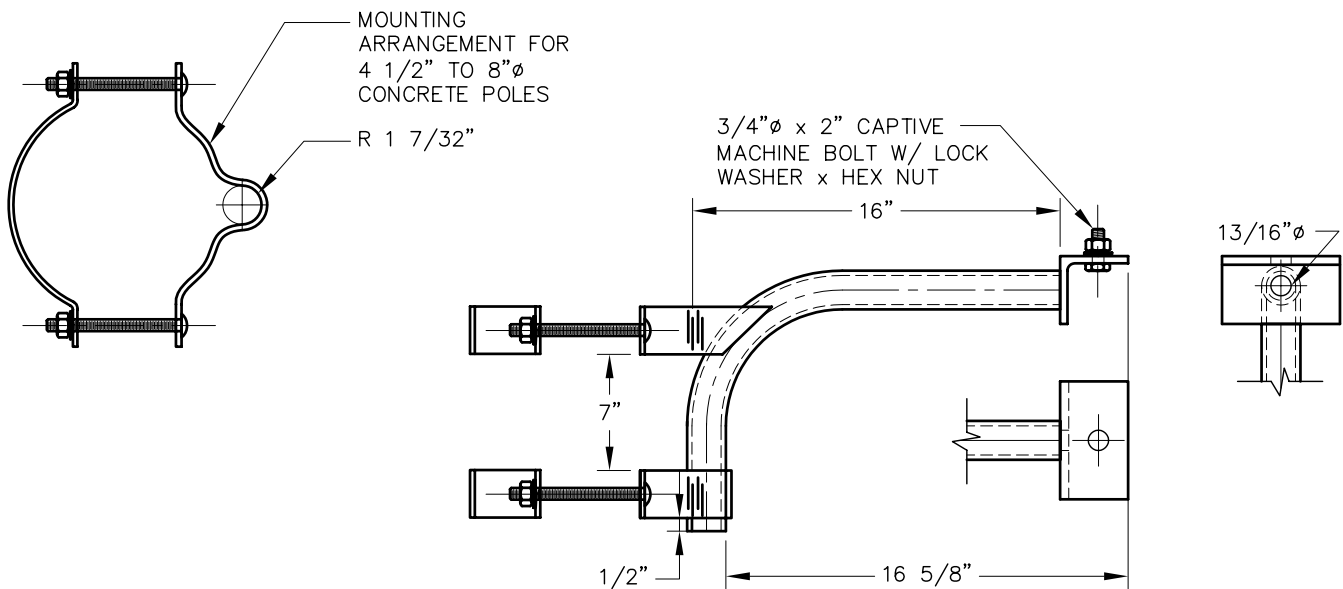


FL-6

CATALOG NUMBERS	DIMENSIONS IN (INCHES)			PIPE "φ"	WEIGHT (lbs.)	FINISH
	NOMINAL LENGTH "L"	RISE "R"	SPAN "S"			
AMI-401	23 1/2	25	30	2	38	PAINTED
AMI-402	23 1/2	25	30	2	41	HOT DIPPED GALV.

CATALOG NUMBERS ARE FOR STEEL. FOR ALUMINUM BRACKET ADD -A SUFFIX. AMI-XXX-A

FLOODLIGHT SUPPORT



CATALOG NO. AMI-1035

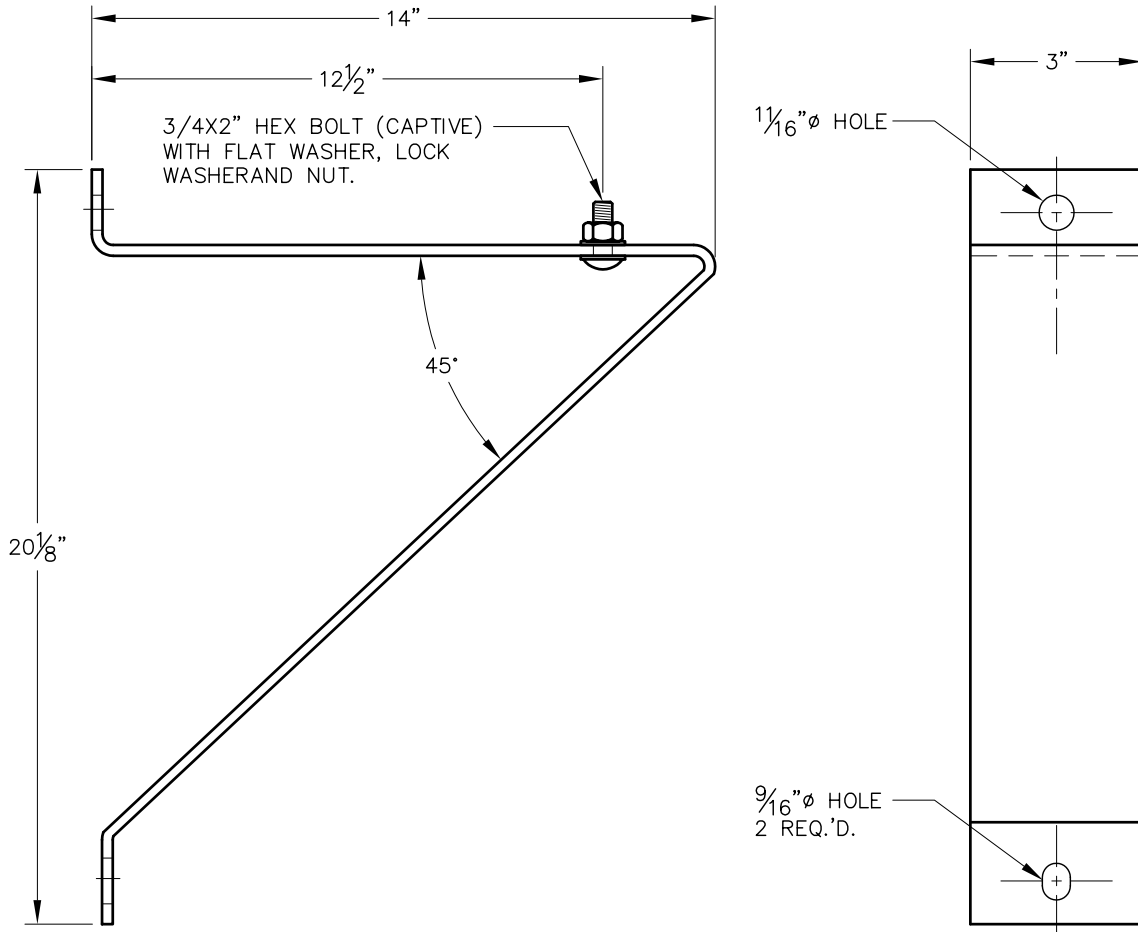
SPECIFICATIONS

1. MATERIAL: HOT ROLLED STEEL
2. FINISH: HOT DIPPED GALVANIZED

FLOODLIGHT BRACKETS

FLOODLIGHT SUPPORT (ANGLE TYPE)

FL-7



CATALOG NO. AMI-1470

SPECIFICATIONS:

MATERIAL : CONSTRUCTED OF 1/4" x 3" H.R. STEEL.
HARDWARE : STEEL, HOT DIP GALVANIZED.
FINISHED : HOT DIP GALVANIZED AFTER FABRICATION.

NOTE:

MOUNTING HOLES TO BE DRILLED AND TAPPED 11/16" TO
RECEIVED A 5/8" BOLT.



INSULATOR BRACKETS

IB

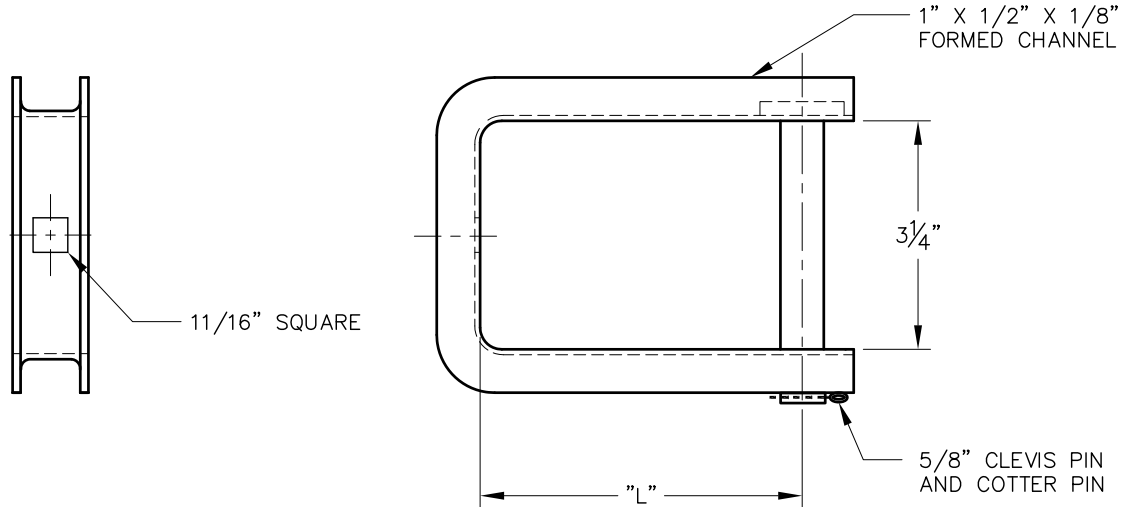
SECTION INDEX

CLEVISES	IB-1	POST INSULATOR BRACKETS	IB-3
SECOND EXTENSION CLEVIS	IB-2	POST INSULATOR BRACKETS	IB-4
POST INSULATOR BRACKET	IB-2	POST INSULATOR BRACKETS	IB-5

INSULATOR BRACKETS

CLEVIS

CLEVIS IS FROM CHANNEL STEEL MAKING IT HEAVIER AND STRONGER THAN SIMILAR BRACKETS. MOUNT WITH 5/8" DIAMETER MOUNTING BOLT.



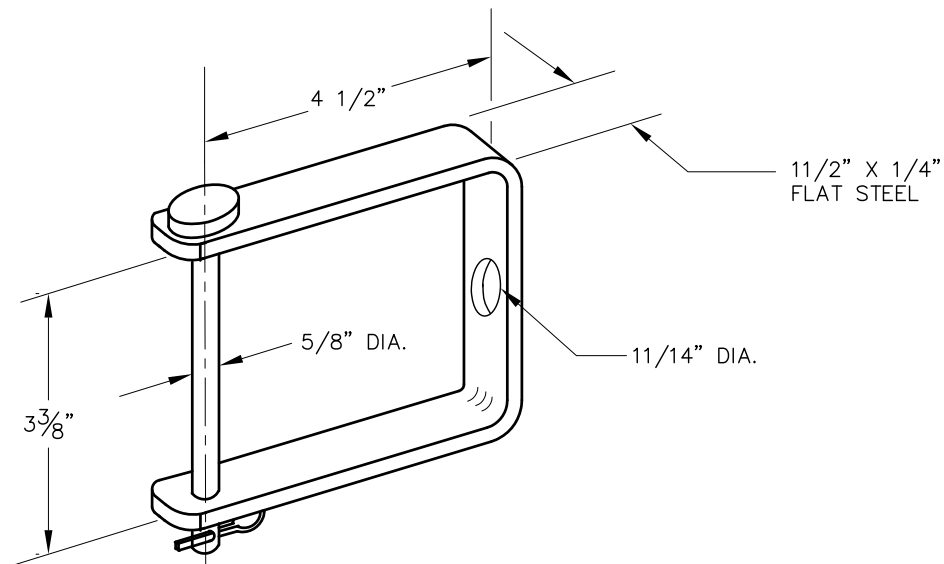
MOUNTING DETAIL

SIDE PROFILE

CATALOG NO. AMI-339

CLEVIS

FOR SECONDARY TAKE-OFFS OR DEADING AT POLE OR CROSSARM.



SIDE PROFILE

CATALOG NO. AMI-340

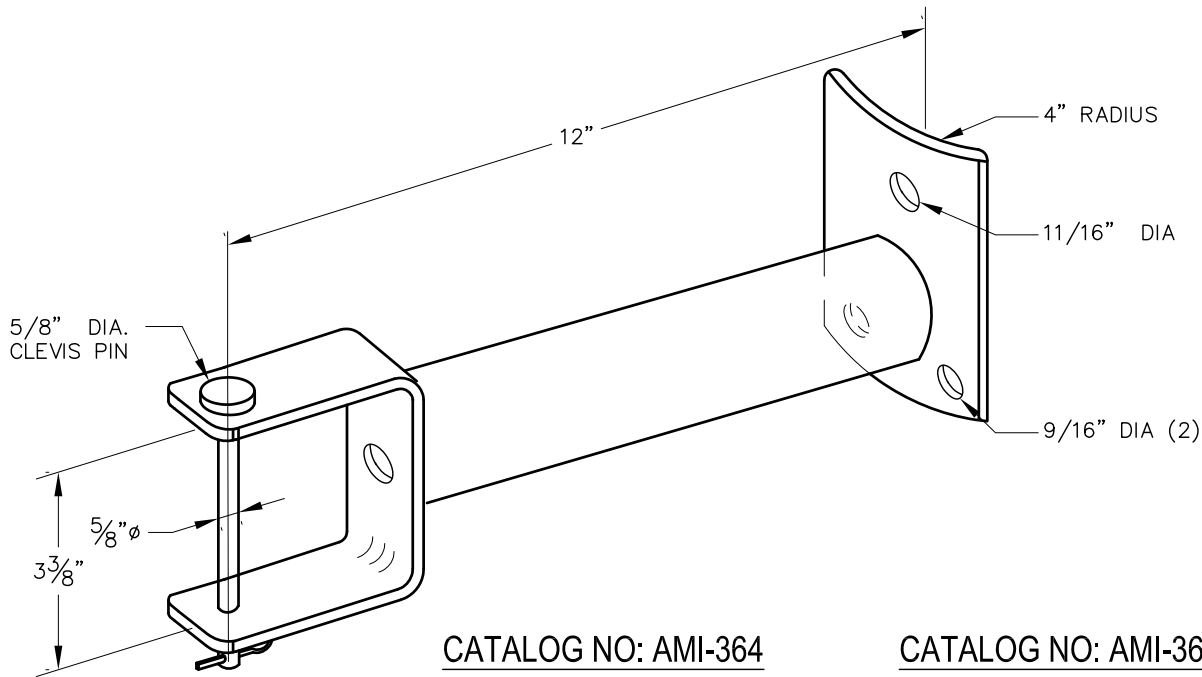
CATALOG NUMBER SHOWN IS FOR HOT DIPPED GALVANIZED STEEL. FOR ALUMINUM BRACKETS ADD -A SUFFIX, EXAMPLE AMI-XXX-A.

INSULATOR BRACKETS

ACTION
MFG.
INC.

SECOND EXTENSION CLEVIS

PROVIDES A GREATER CLEARANCE BETWEEN SECONDARY CONNECTORS AND EQUIPMENT.



CATALOG NO: AMI-364

SPECIFICATIONS:

MATERIAL: H.R. STEEL
FINISH: HOT DIP GALVANIZED
CLEVIS PIN: H.D.G. STEEL COTTER
KEY: STAINLESS STEEL

CATALOG NO: AMI-365

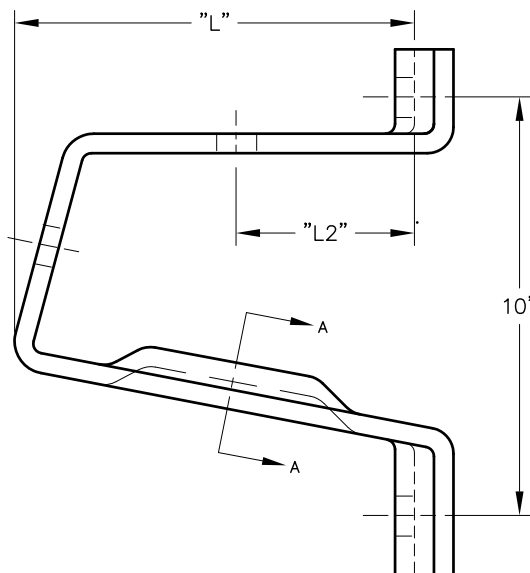
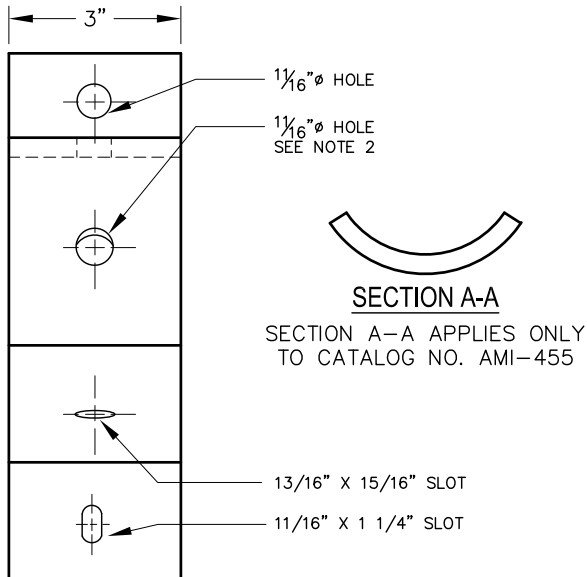
SPECIFICATIONS:

MATERIAL: 6061-T6 ALUMINUM ALLOY
FINISH: AS IS
CLEVIS PIN: H.D.G. STEEL COTTER
KEY: STAINLESS STEEL

IB-2

POST INSULATOR BRACKET

FOR MOUNTING TYPE INSULATORS FOR 15KV TO 34.5KV



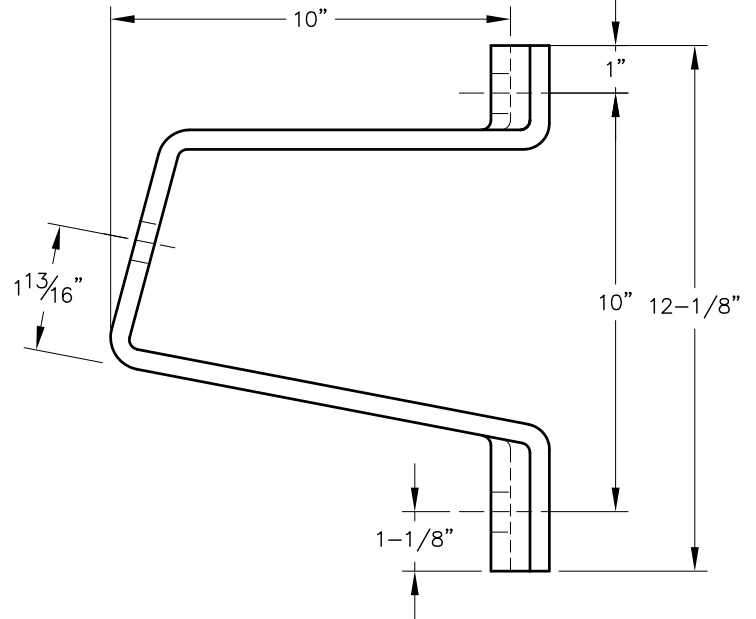
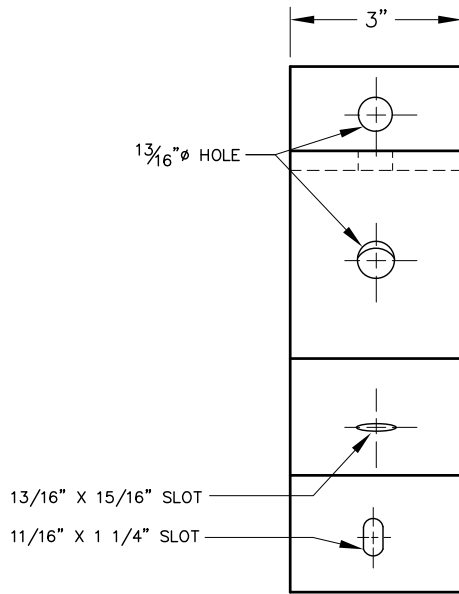
- 1) CURVED BASE FOR MOUNTING ON ROUND POLES IS STANDARD. IF FLAT BASE IS REQUIRED, SPECIFY BY ADDING SUFFIX -F TO CATALOG NUMBER (EXAMPLE: AMI-451-F).
- 2) NORMALLY SUPPLIED WITH 11/16" DIA. HOLE. FOR 13/16" DIA. HOLE ADD SUFFIX -G TO CATALOG NUMBER (EXAMPLE: AMI-451-G).
- 3) TO SPECIFY GROUNDING DEVICE AND SUFFIX -B TO CATALOG NUMBER (EXAMPLE: AMI-451-B).

CATALOG NUMBERS	DIMENSIONS IN (INCHES)				
	NOMINAL LENGTH "L"	LENGTH "L2"	KV RATING	N. lbs. RATING	WEIGHT lbs./C
AMI-451	2 1/2	----	27	16,500	440lbs.
AMI-452	5	2 1/2	27	16,500	575lbs.
AMI-453	7 1/2	2 1/2	27	16,500	710lbs.
AMI-454	10	2 1/2	27	16,500	840lbs.
AMI-455	10	3 1/8	27	16,500	840lbs.

INSULATOR BRACKETS

POST INSULATOR BRACKET

FOR MOUNTING TYPE INSULATORS FOR 15KV TO 34.5KV



CATALOG NO: AMI-489

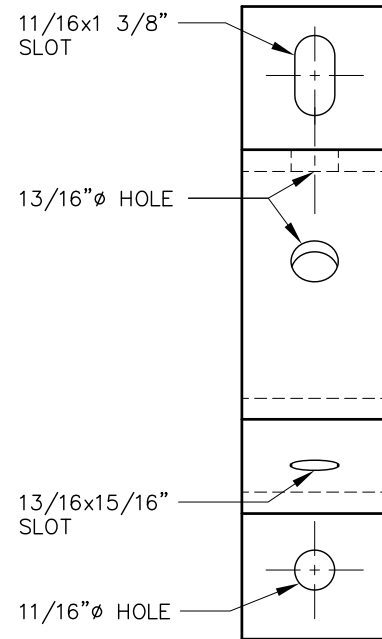
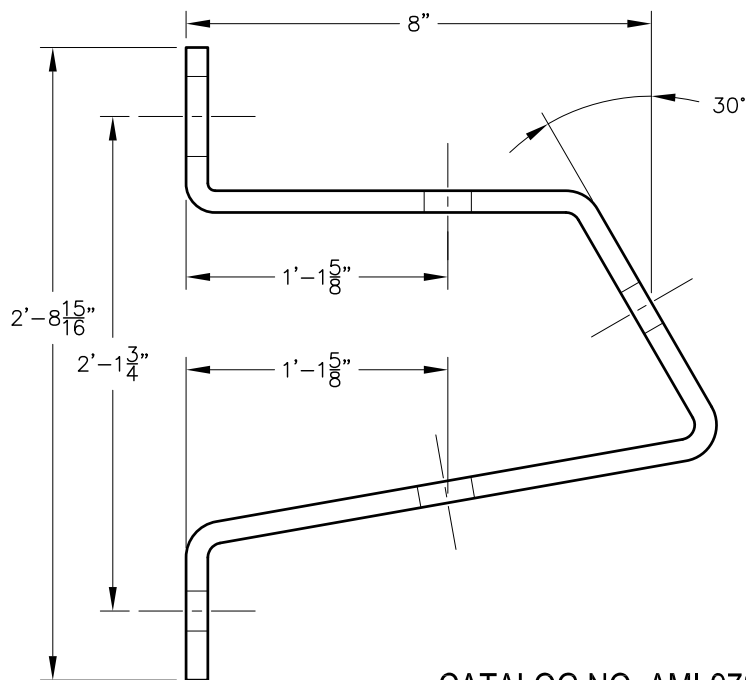
SPECIFICATIONS:

MATERIAL : CONSTRUCTED OF $\frac{5}{16}$ " X 3" H.R.
STEEL FINISH: HOT DIP GALVANIZED.

IB-3

POST INSULATOR BRACKET

FOR MOUNTING TYPE INSULATORS FOR 15KV TO 34.5KV



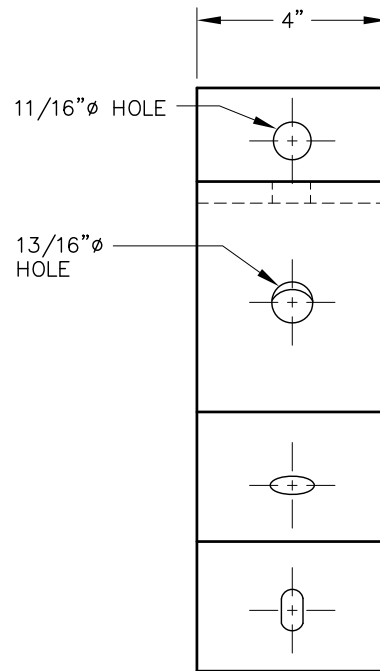
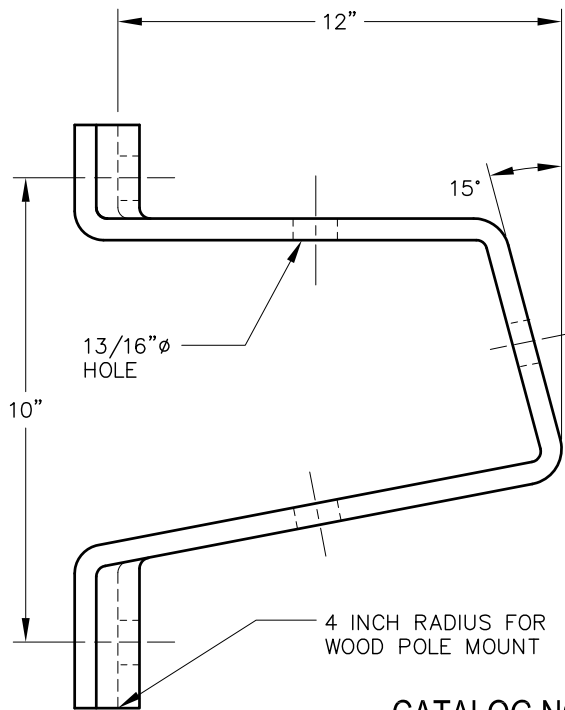
CATALOG NO: AMI-978

SPECIFICATIONS

MATERIAL: CONSTRUCTED OF $\frac{5}{16}$ " X $2\frac{1}{2}$ " H.R. STEEL

INSULATOR BRACKETS

POST INSULATOR BRACKET FOR MOUNTING TYPE INSULATORS FOR 15KV TO 34.5KV




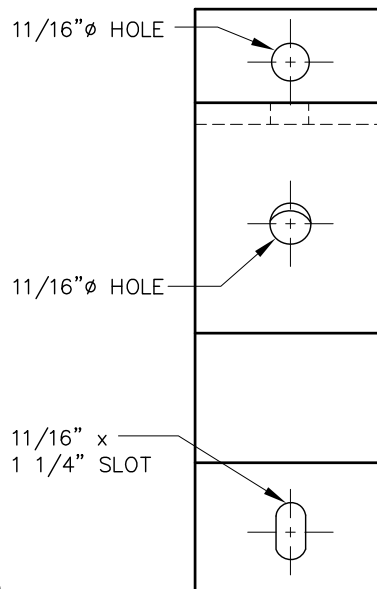
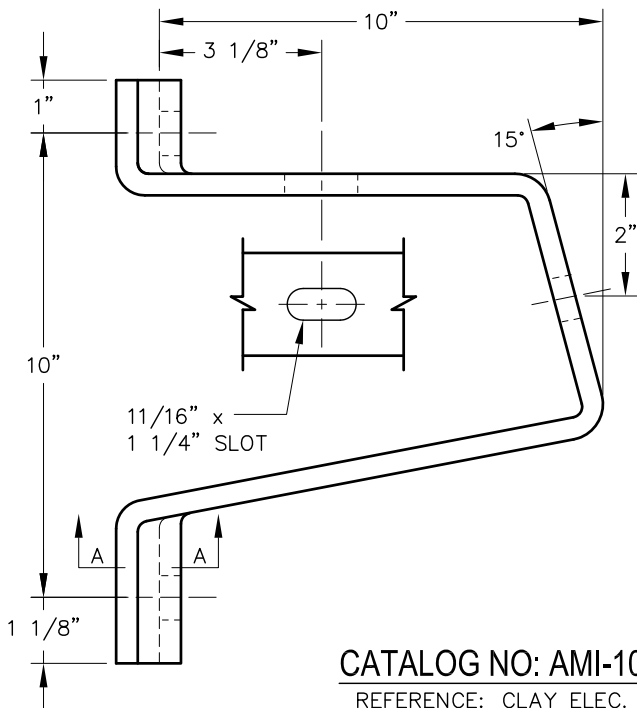
CATALOG NO: AMI-1005

SPECIFICATIONS

1. MATERIAL: 3/8" THICK ASTM A-36 STEEL
2. FINISH: HOT DIPPED GALVANIZED

IB-4

LINE POST INSULATOR BRACKET



SECTION A-A

AMI-1040-F
FLAT



4 INCH RADIUS FOR
WOOD POLE MOUNT

SECTION A-A

AMI-1040
CURVED

CATALOG NO: AMI-1040

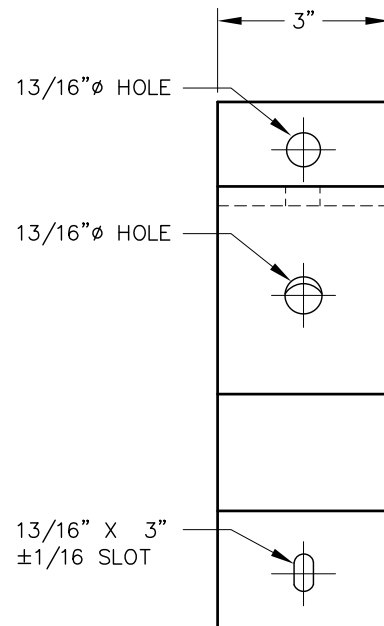
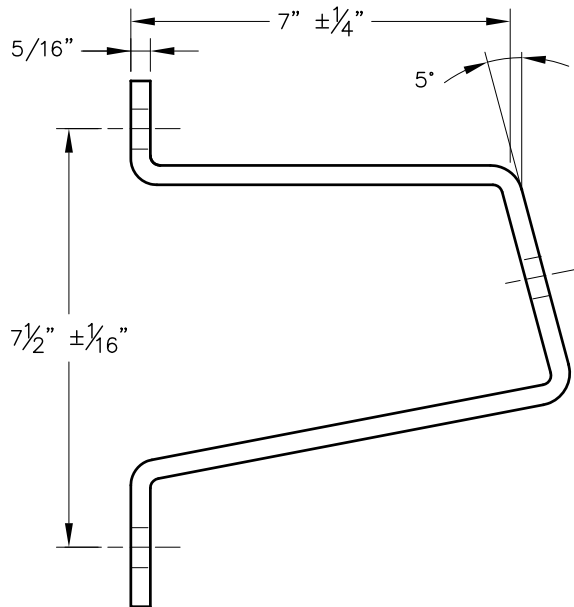
REFERENCE: CLAY ELEC. 03-26-0600

SPECIFICATIONS

1. MATERIAL: 5/16" x 3" H.R. STEEL
2. FINISH: HOT DIPPED GALVANIZED (PER ASTM A-153)
3. ADD SUFFIX -G FOR 13/16" INSULATOR MOUNTING HOLE
3. ADD SUFFIX -F FOR FLAT MOUNTING SURFACE

INSULATOR BRACKETS

POST INSULATOR BRACKET FOR MOUNTING TYPE INSULATORS FOR 15KV TO 34.5KV



IB-5

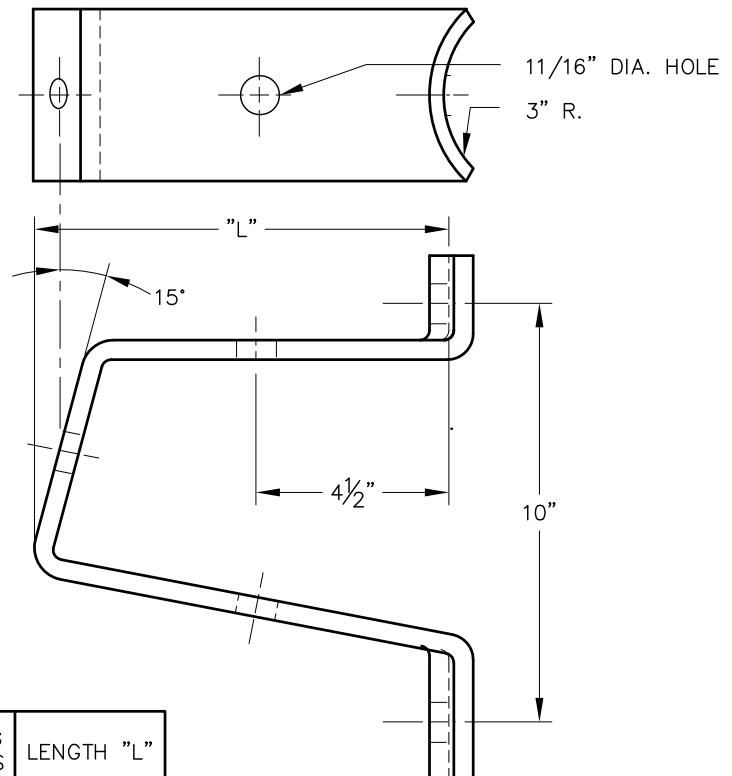
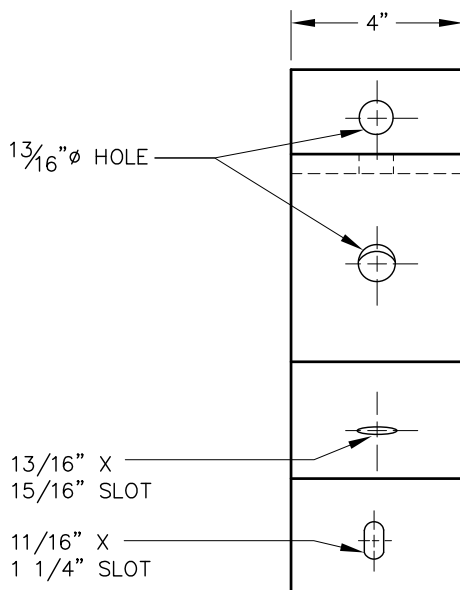
CATALOG NO. AMI-1098

REFERENCE: M&S#141-24802-1

SPECIFICATIONS:

MATERIAL : CONSTRUCTED OF 5/16" X 3" H.R.
STEEL FINISH: HOT DIP GALVANIZED.

POST INSULATOR BRACKET FOR MOUNTING TYPE INSULATORS FOR 15KV TO 34.5KV



CATALOG NUMBERS	LENGTH "L"
AMI-357	0'-9" (9")
AMI-358	1'-3" (15")

SPECIFICATIONS:

MATERIAL : HOT ROLLED STEEL
FINISH: HOT DIP GALVANIZED.



POLE TOP BRACKETS

PT

SECTION INDEX

SPOKE BRACKETS	PT-1	FOUR-WAY BULLHORN ARMS	PT-8
FOR POLE TOP MOUNTING		FOR POLE TOP MOUNTING	
UPSWEPT BRACKETS	PT-2	SINGLE MAST ARM	PT-9
FOR WOOD POLE MOUNTING		FOR POLE TOP MOUNTING	
SPOKE BRACKETS	PT-3	TWO WAY MAST ARM	PT-9
FOR POLE TOP MOUNTING		FOR POLE TOP MOUNTING	
WRAP AROUND BRACKET	PT-4	THREE WAY MAST ARM	PT-10
FOR 10"Ø-13"Ø POLE MOUNTING		FOR POLE TOP MOUNTING	
POLE TOP MOUNT	PT-4	FOUR WAY MAST ARM	PT-10
FOR SQUARE METAL POLES		FOR POLE TOP MOUNTING	
TWO-WAY BULLHORN ARMS	PT-5	SINGLE UPSWEEP MAST ARM	PT-11
FOR POLE TOP MOUNTING		FOR POLE TOP MOUNTING	
THREE-WAY BULL HORN ARMS	PT-6	TWO WAY UPSWEEP MAST ARM	PT-11
FOR POLE TOP MOUNTING		FOR POLE TOP MOUNTING	
THREE-WAY BULL HORN ARMS	PT-7		
FOR POLE TOP MOUNTING			

POLE TOP BRACKETS

SPOKE BRACKETS FOR POLE TOP MOUNTING

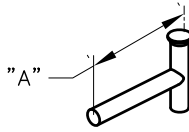


FIGURE 1

CAT. #	FIG.#	NUMBER ARMS	A	WT. LBS.
AMI-216	1	1	8"	6
AMI-217	1	1	12"	7
AMI-218	1	1	15"	8
AMI-219	1	1	24"	12
AMI-220	1	1	30"	13
AMI-221	1	1	36"	15

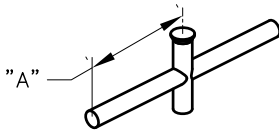


FIGURE 2

CAT. #	FIG.#	NUMBER ARMS	A	WT. LBS.
AMI-222	2	2 @ 180°	8"	9
AMI-223	2	2 @ 180°	12"	10
AMI-224	2	2 @ 180°	15"	12
AMI-225	2	2 @ 180°	24"	18
AMI-226	2	2 @ 180°	30"	21
AMI-227	2	2 @ 180°	36"	24

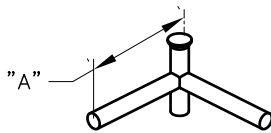


FIGURE 3

CAT. #	FIG.#	NUMBER ARMS	A	WT. LBS.
AMI-228	3	2 @ 90°	8"	9
AMI-229	3	2 @ 90°	12"	10
AMI-230	3	2 @ 90°	15"	12
AMI-231	3	2 @ 90°	24"	18
AMI-232	3	2 @ 90°	30"	21
AMI-233	3	2 @ 90°	36"	24

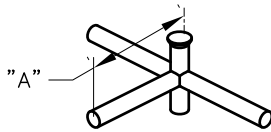


FIGURE 4

CAT. #	FIG.#	NUMBER ARMS	A	WT. LBS.
AMI-234	4	3 @ 90°	8"	12
AMI-235	4	3 @ 90°	12"	13
AMI-236	4	3 @ 90°	15"	16
AMI-237	4	3 @ 90°	24"	26
AMI-238	4	3 @ 90°	30"	30
AMI-239	4	3 @ 90°	36"	35

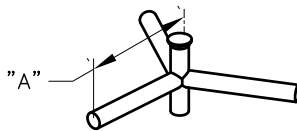


FIGURE 5

CAT. #	FIG.#	NUMBER ARMS	A	WT. LBS.
AMI-240	5	3 @ 120°	8"	12
AMI-241	5	3 @ 120°	12"	13
AMI-242	5	3 @ 120°	15"	16
AMI-243	5	3 @ 120°	24"	26
AMI-244	5	3 @ 120°	30"	30
AMI-245	5	3 @ 120°	36"	35

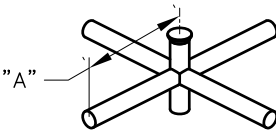


FIGURE 6

CAT. #	FIG.#	NUMBER ARMS	A	WT. LBS.
AMI-246	6	4 @ 90°	8"	16
AMI-247	6	4 @ 90°	12"	21
AMI-248	6	4 @ 90°	15"	24
AMI-249	6	4 @ 90°	24"	32
AMI-250	6	4 @ 90°	30"	39
AMI-251	6	4 @ 90°	36"	46

CATALOG NUMBERS SHOWN ARE HOT DIPPED GALVANIZED STEEL.
FOR ALUMINUM BRACKETS ADD -A SUFFIX. EXAMPLE AMI-XXX-A.
PAINTED BRACKETS SUPPLIED ON REQUEST.

POLE TOP BRACKETS

ACTION
MFG.
INC.

UPSWEEEP BRACKETS FOR WOOD POLE MOUNTING

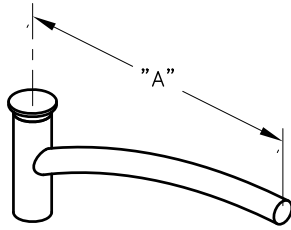


FIGURE 1

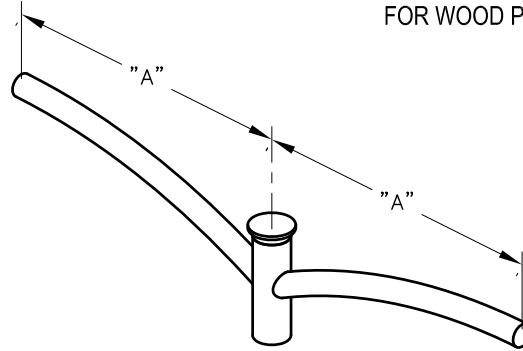


FIGURE 2

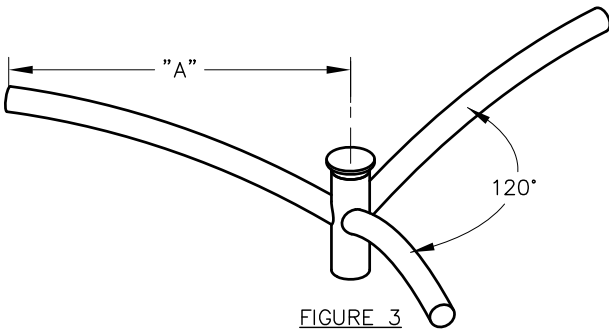


FIGURE 3

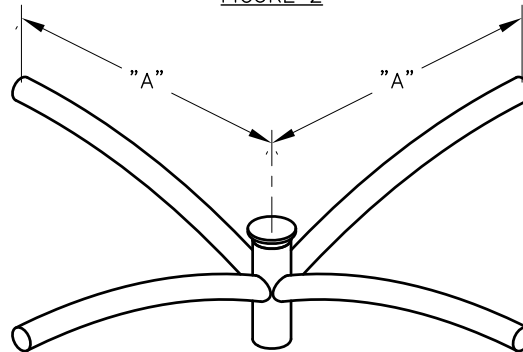


FIGURE 4

PT-2

SHIPPED WITH REMOVABLE CAP AND (3) SET SCREWS

CAT. #	FIG.#	NUMBER TENSIONS	A	B	POLE TENSION SIZE	WT. LBS.
AMI-195	1	1	48"	24"	2 3/8"	21
AMI-196	1	1	48"	24"	2 7/8"	22
AMI-197	1	1	48"	24"	4"	25
AMI-198	1	1	72"	24"	2 3/8"	28
AMI-199	1	1	72"	24"	2 7/8"	29
AMI-200	1	1	72"	24"	4"	33
AMI-201	2	2 @ 180°	48"	24"	2 3/8"	39
AMI-202	2	2 @ 180°	48"	24"	2 7/8"	40
AMI-203	2	2 @ 180°	48"	24"	4"	42
AMI-204	2	2 @ 180°	72"	24"	2 3/8"	52
AMI-205	2	2 @ 180°	72"	24"	2 7/8"	53
AMI-206	2	2 @ 180°	72"	24"	4"	57
AMI-207	3	3 @ 120°	48"	24"	2 3/8"	57
AMI-208	3	3 @ 120°	48"	24"	2 7/8"	58
AMI-209	3	3 @ 120°	48"	24"	4"	60
AMI-210	3	3 @ 120°	72"	24"	2 3/8"	76
AMI-211	3	3 @ 120°	72"	24"	2 7/8"	77
AMI-212	3	3 @ 120°	72"	24"	4"	81
AMI-213	4	4 @ 90°	48"	24"	2 3/8"	75
AMI-214	4	4 @ 90°	48"	24"	2 7/8"	76
AMI-215	4	4 @ 90°	48"	24"	4"	78

CATALOG NUMBERS SHOWN ARE HOT DIPPED GALVANIZED STEEL.
FOR ALUMINUM BRACKETS ADD -A SUFFIX. EXAMPLE AMI-XXX-A.
PAINTED BRACKETS SUPPLIED ON REQUEST.

POLE TOP BRACKETS

SPOKE BRACKETS FOR POLE TOP MOUNTING

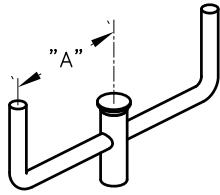


FIGURE 1

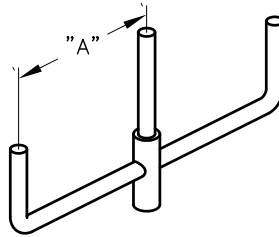


FIGURE 2

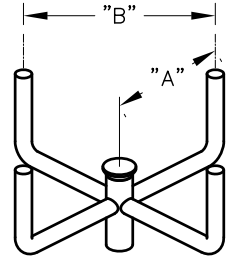


FIGURE 3

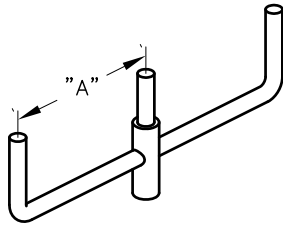


FIGURE 4

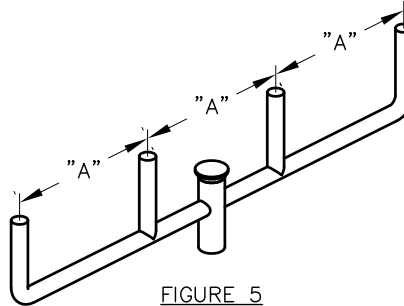


FIGURE 5

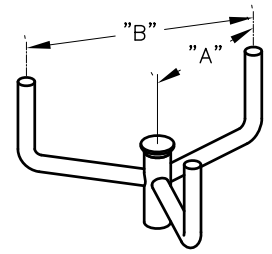


FIGURE 6

PT-3

SHIPPED WITH REMOVABLE CAP AND MOUNTING HARDWARE ASSEMBLED

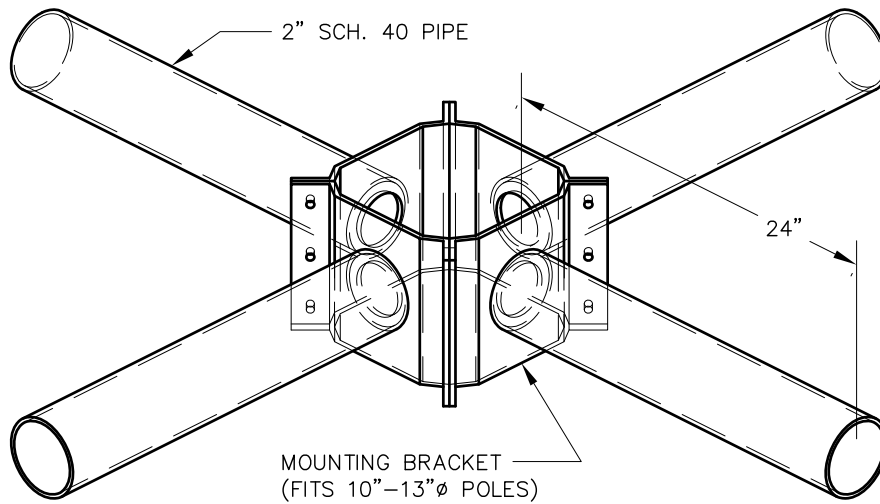
CAT. #	FIG.#	NUMBER TENSIONS	A	B	POLE TENSION SIZE	WT. LBS.
AMI-174	1	2	30"	----	2 3/8"	21
AMI-175	1	2	30"	----	2 7/8"	23
AMI-176	1	2	30"	----	4"	26
AMI-177	1	2	36"	----	2 3/8"	23
AMI-178	1	2	36"	----	2 7/8"	25
AMI-179	1	2	36"	----	4"	28
AMI-180	2	3	30"	----	2 3/8"	30
AMI-181	2	3	30"	----	2 7/8"	31
AMI-182	2	3	30"	----	4"	40
AMI-183	3	4	24"	34"	2 3/8"	31
AMI-184	3	4	24"	34"	2 7/8"	33
AMI-185	3	4	24"	34"	4"	41
AMI-186	4	3	30"	----	2 3/8"	34
AMI-187	4	3	30"	----	2 7/8"	36
AMI-188	4	3	30"	----	4"	39
AMI-189	5	5	30"	----	2 3/8"	44
AMI-190	5	5	30"	----	2 7/8"	46
AMI-191	5	5	30"	----	4"	55
AMI-192	6	3	24"	41"	2 3/8"	42
AMI-193	6	3	24"	41"	2 7/8"	43
AMI-194	6	3	24"	41"	4"	46

CATALOG NUMBERS SHOWN ARE HOT DIPPED GALVANIZED STEEL.
FOR ALUMINUM BRACKETS ADD -A SUFFIX. EXAMPLE AMI-XXX-A.
PAINTED BRACKETS SUPPLIED ON REQUEST.

POLE TOP BRACKETS

ACTION
MFG.
INC.

WRAP AROUND BRACKET FOR 10"Ø-13"Ø POLE MOUNTING



CATALOG NO: AMI-1293

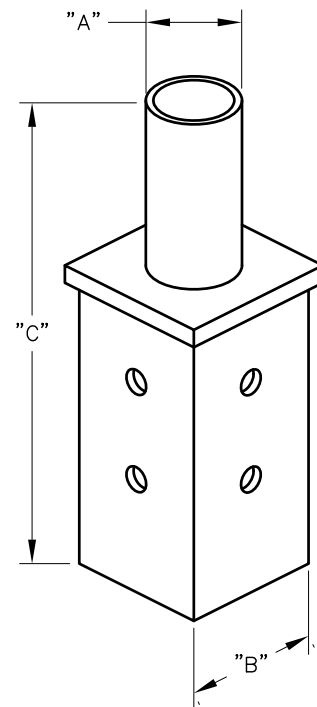
SPECIFICATIONS:

HARDWARE: BRACKET SHIPPED COMPLETE WITH HARDWARE
FINISH: HOT DIPPED GALVANIZED
WEIGHT: 42 LBS

PT-4

POLE TOP MOUNT FOR SQUARE METAL POLES

CAT. NO.	"A"	"B"	"C"	WT. LBS.
AMI-1019	2 3/8"	3"	13 3/4"	7
AMI-1020	2 3/8"	3"	13 3/4"	8
AMI-1021	2 3/8"	4"	13 3/4"	8
AMI-1022	2 3/8"	4"	13 3/4"	9
AMI-1023	2 3/8"	5"	13 3/4"	17
AMI-1024	2 3/8"	5"	13 3/4"	19
AMI-1025	3 1/2"	3"	13 3/4"	8
AMI-1026	3 1/2"	3"	13 3/4"	9
AMI-1027	3 1/2"	4"	13 3/4"	9
AMI-1028	3 1/2"	4"	13 3/4"	10
AMI-1029	3 1/2"	5"	13 3/4"	18
AMI-1030	3 1/2"	5"	13 3/4"	20

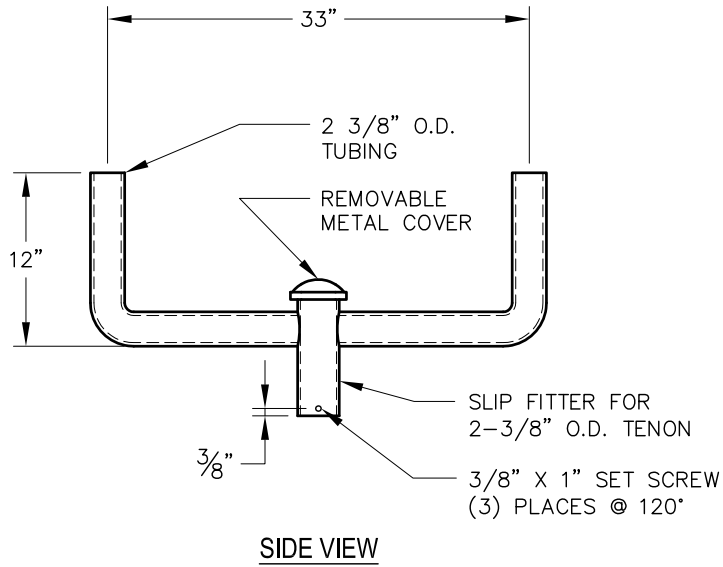
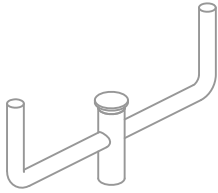


CATALOG NUMBERS SHOWN ARE HOT DIPPED GALVANIZED STEEL.
FOR BRONZE BRACKETS ADD - BRZ SUFFIX. EXAMPLE AMI-XXX-BRZ.
FOR RED PRIMER ADD - P SUFFIX. EXAMPLE AMI-XXX-P.
PAINTED BRACKETS SUPPLIED ON REQUEST.

POLE TOP BRACKETS

TWO-WAY BULLHORN ARM

FOR POLE TOP MOUNTING



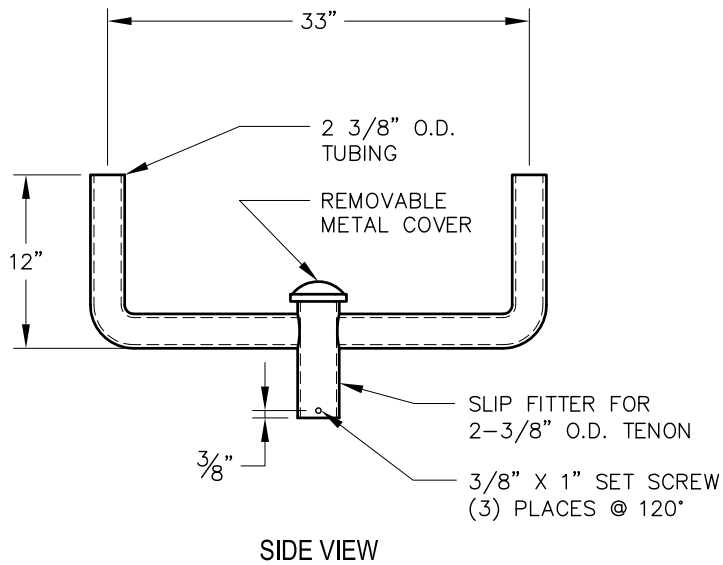
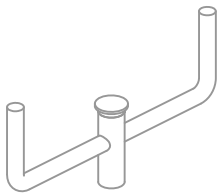
CATALOG NO: AMI-1195

CATALOG NUMBER SHOWN IS FOR HOT DIPPED GALVANIZED STEEL.
FOR ALUMINUM BRACKETS ADD -A SUFFIX. EXAMPLE AMI-XXX-A.
PAINTED BRACKETS SUPPLIED ON REQUEST.

PT-5

TWO-WAY BULLHORN ARM

FOR POLE TOP MOUNTING



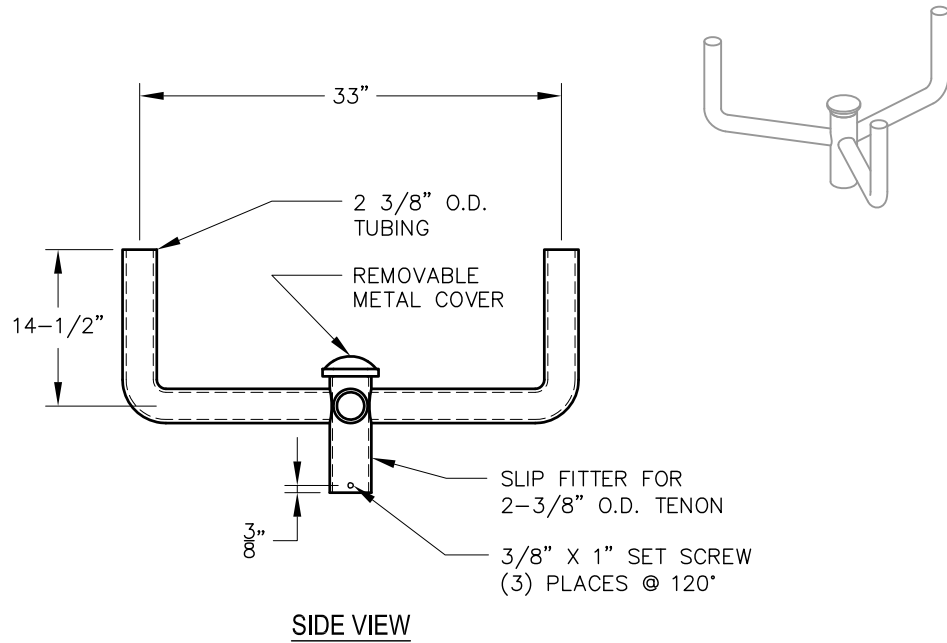
CATALOG NO: AMI-483 (HOT DIP GALVANIZED)

CATALOG NO: AMI-483-BRZ (PAINTED BRONZE)

POLE TOP BRACKETS

ACTION
MFG.
INC.

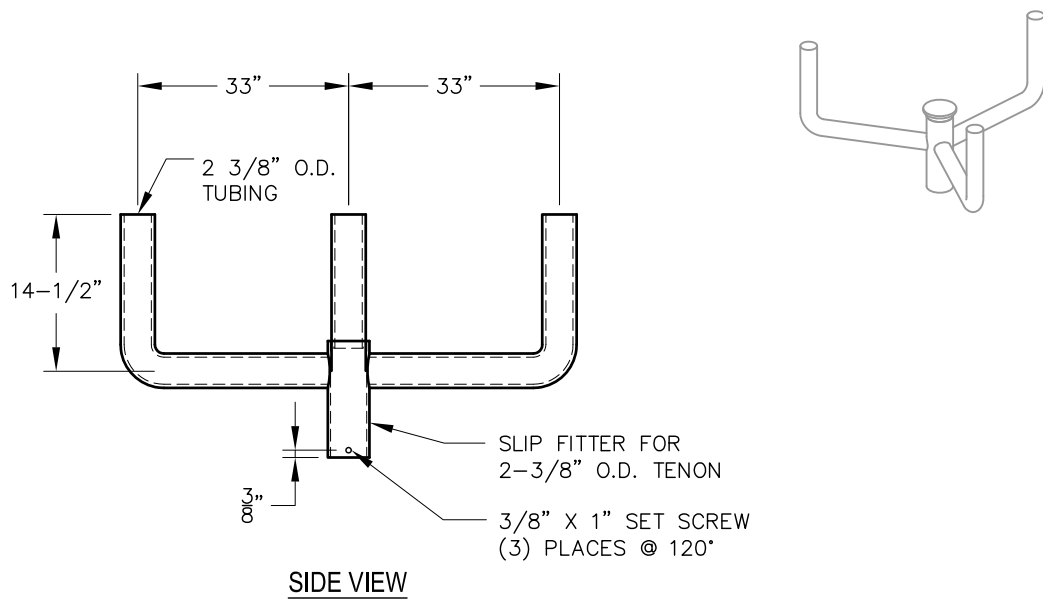
THREE-WAY BULLHORN ARM



CATALOG NO: AMI-563 (HOT DIP GALVANIZED)

PT-6

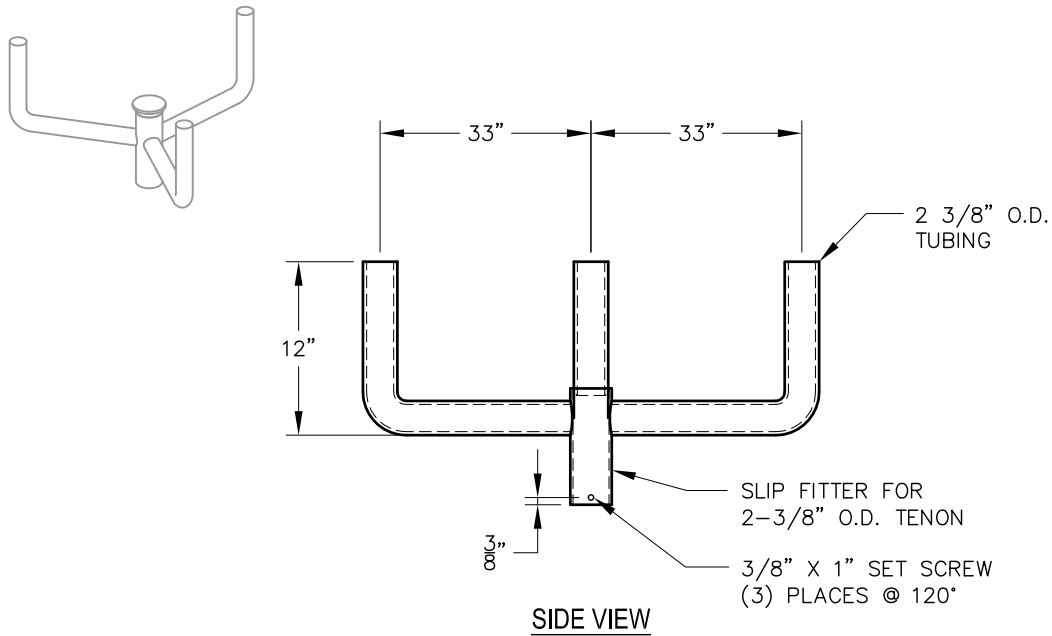
THREE-WAY BULLHORN ARM



CATALOG NO: AMI-564 (HOT DIP GALVANIZED)

POLE TOP BRACKETS

THREE-WAY BULL HORN ARM

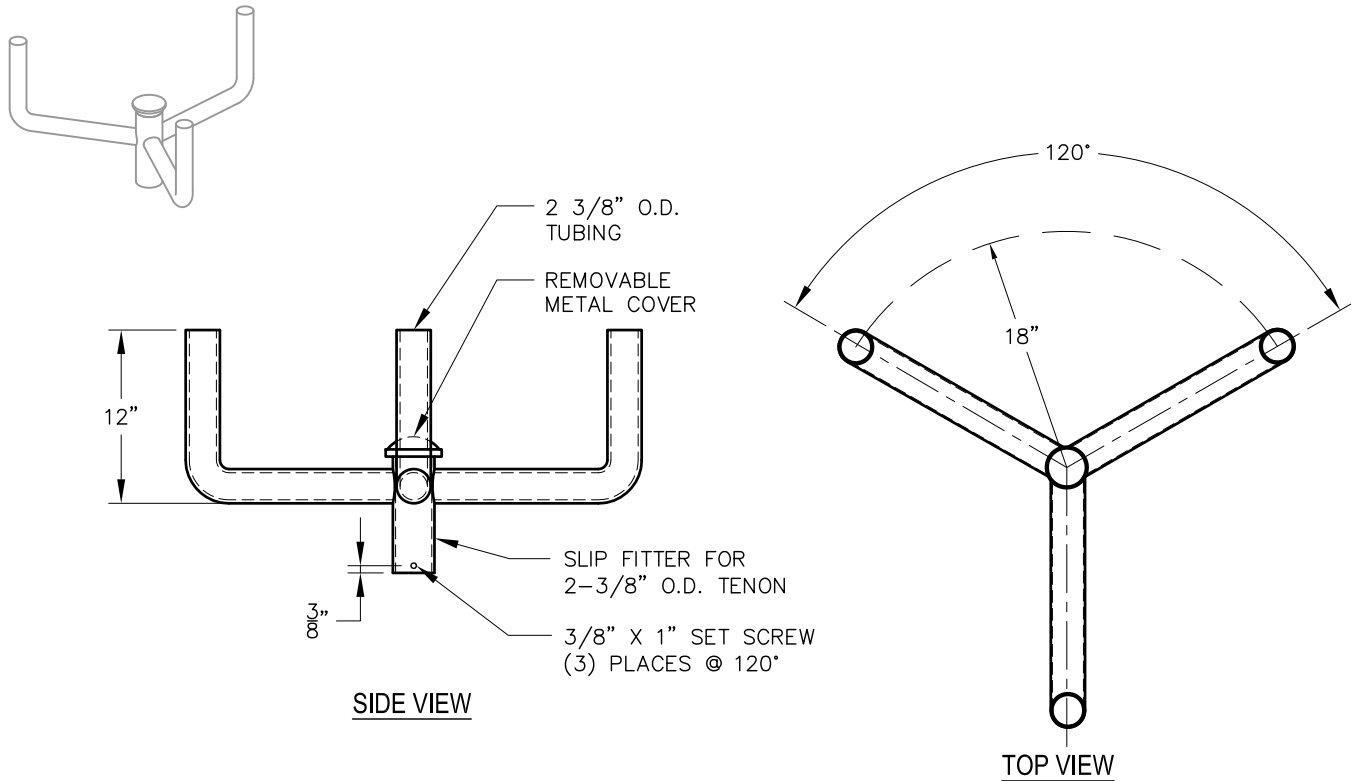


CATALOG NO: AMI-484 (HOT DIP GALVANIZED)

CATALOG NO: AMI-484-BRZ (PAINTED BRONZE)

PT-7

THREE-WAY BULL HORN ARM

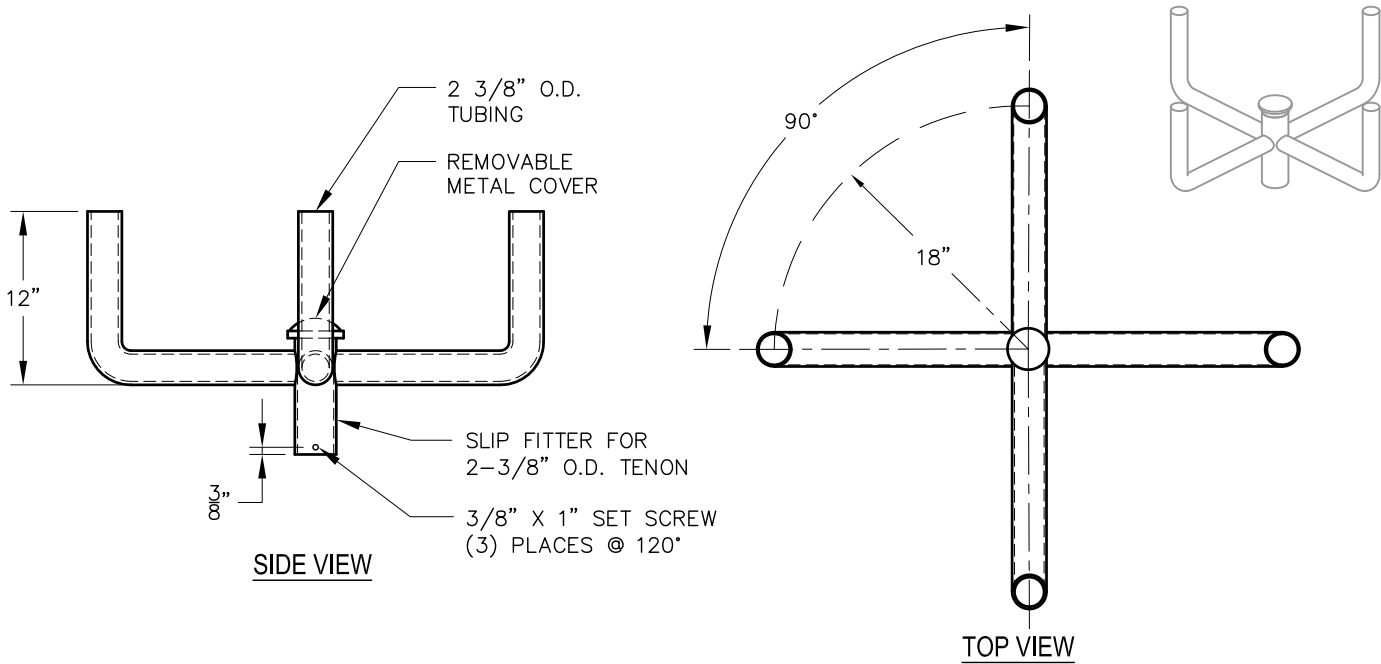


CATALOG NO: AMI-481

POLE TOP BRACKETS

ACTION
MFG.
INC.

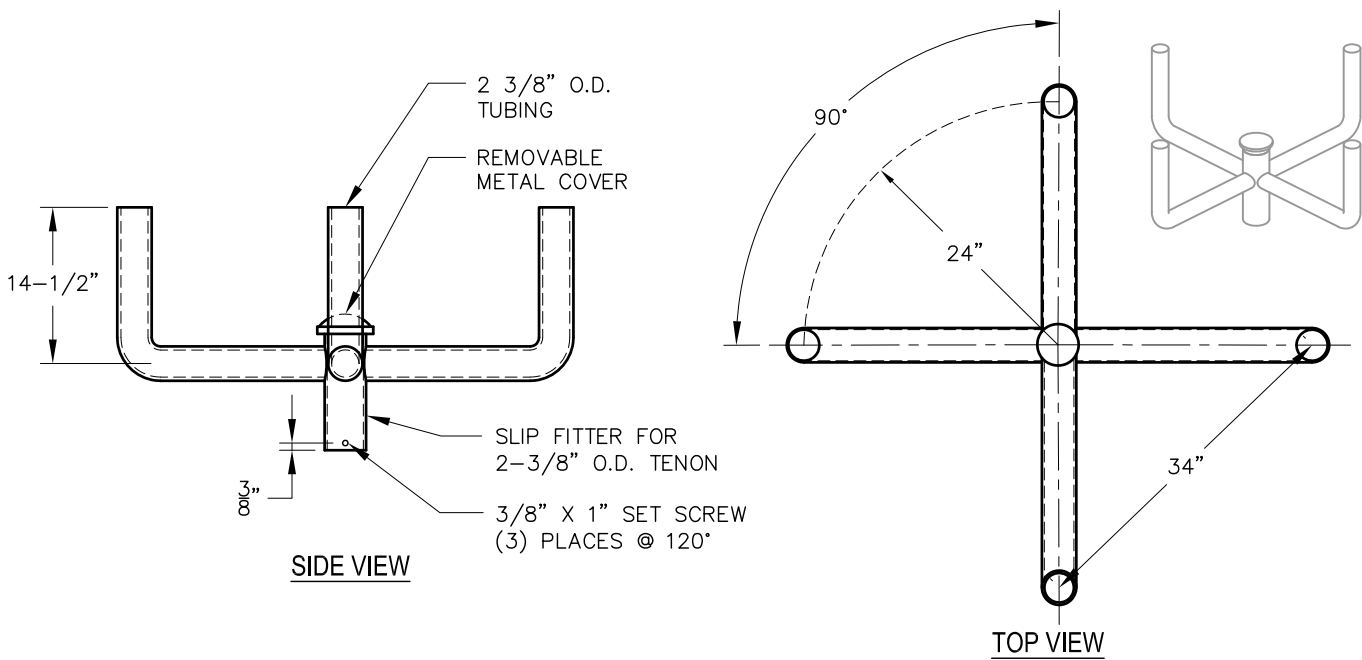
FOUR-WAY BULLHORN ARM FOR POLE TOP MOUNTING



CATALOG NO: AMI-482 (HOT DIP GALVANIZED)
CATALOG NO: AMI-482-BRZ (PAINTED BRONZE)

PT-8

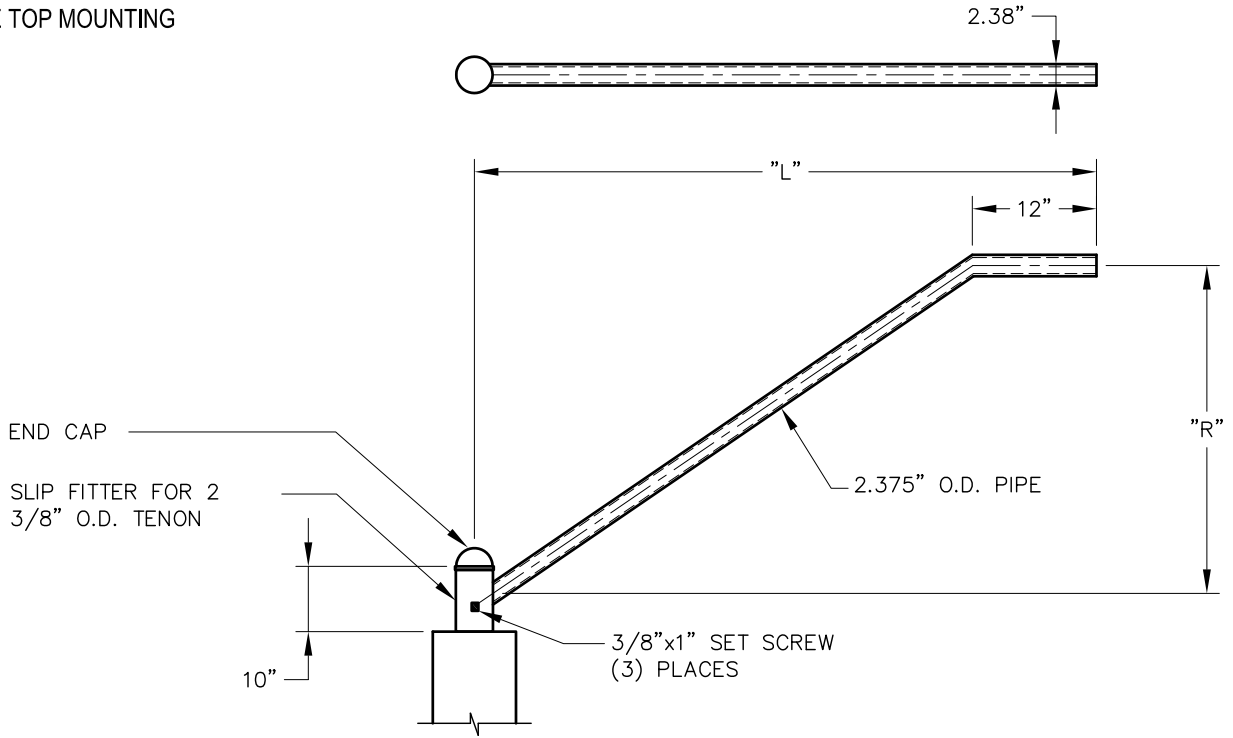
FOUR-WAY BULLHORN ARM FOR POLE TOP MOUNTING



CATALOG NO: AMI-562 (HOT DIP GALVANIZED)

POLE TOP BRACKETS

SINGLE MAST ARM FOR POLE TOP MOUNTING

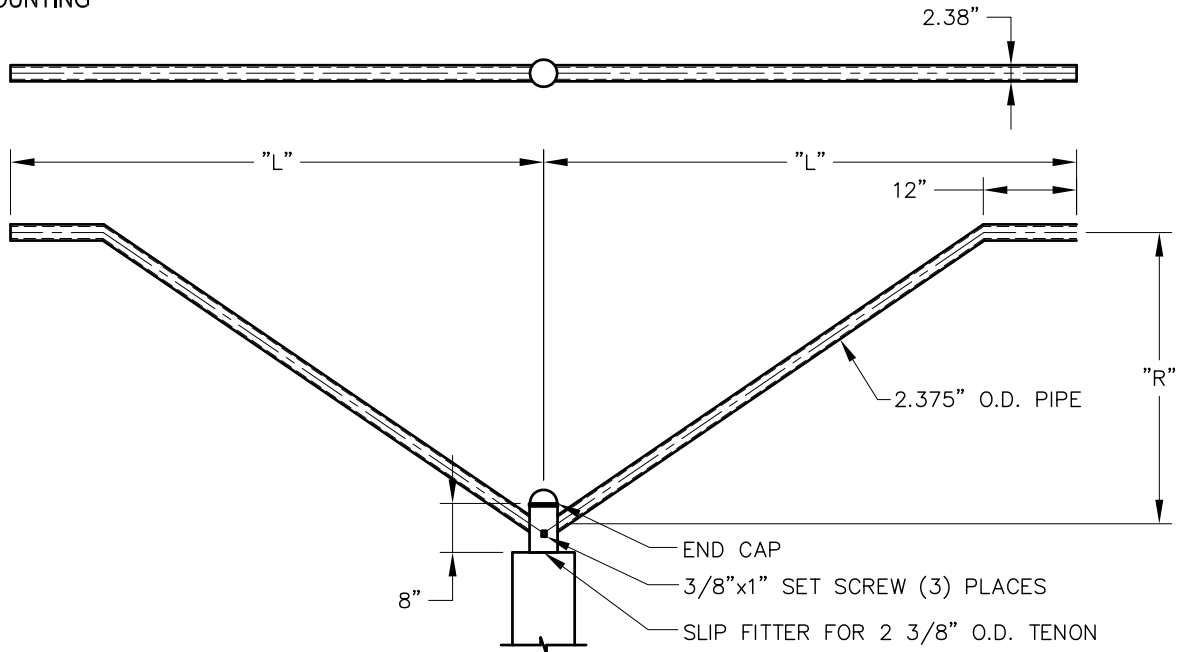


CATALOG NUMBERS	DIMENSIONS IN (INCHES)		
	NOMINAL LENGTH "L"	RISE "R"	PIPE "φ"
AMI-617	4'-0" (48)	18	2
AMI-618	6'-0" (72)	30	2

CATALOG NUMBERS SHOWN ARE HOT DIPPED GALVANIZED STEEL. FOR ALUMINUM BRACKETS ADD -A SUFFIX, EXAMPLE AMI-XXX-A. PAINTED BRACKETS SUPPLIED ON REQUEST.

PT-9

TWO WAY MAST ARM FOR POLE TOP MOUNTING



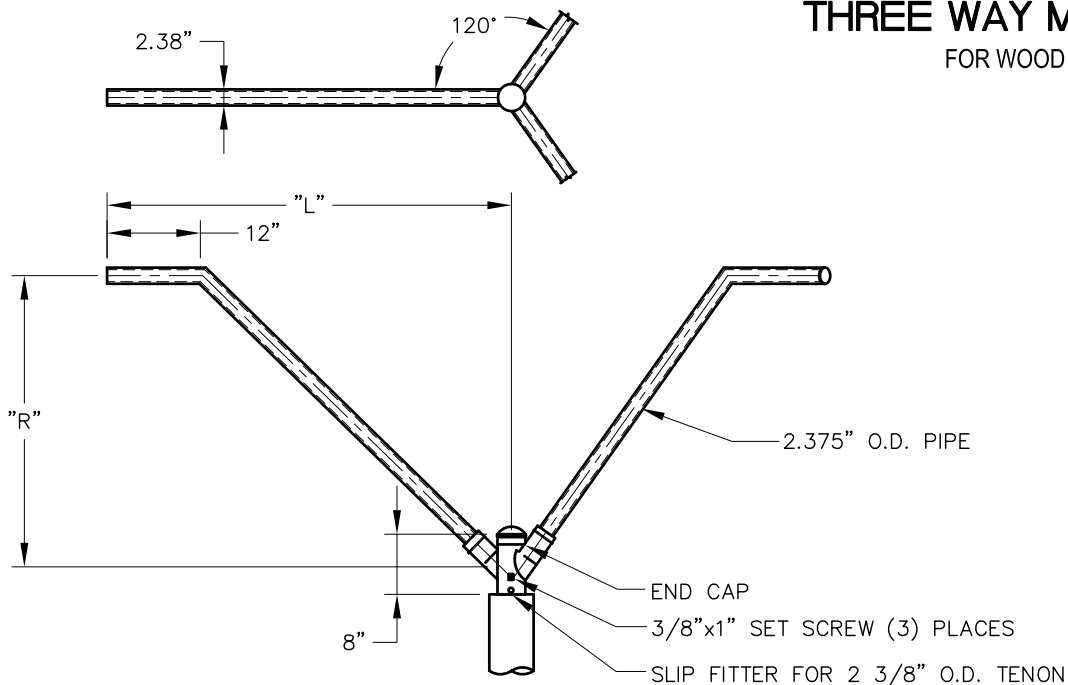
CATALOG NUMBERS	DIMENSIONS IN (INCHES)		
	NOMINAL LENGTH "L"	RISE "R"	PIPE "φ"
AMI-619	4'-0" (48)	18	2
AMI-620	6'-0" (72)	30	2

CATALOG NUMBERS SHOWN ARE HOT DIPPED GALVANIZED STEEL. FOR ALUMINUM BRACKETS ADD -A SUFFIX, EXAMPLE AMI-XXX-A. PAINTED BRACKETS SUPPLIED ON REQUEST.

POLE TOP BRACKETS

ACTION
MFG.
INC.

THREE WAY MAST ARM FOR WOOD POLE MOUNTING

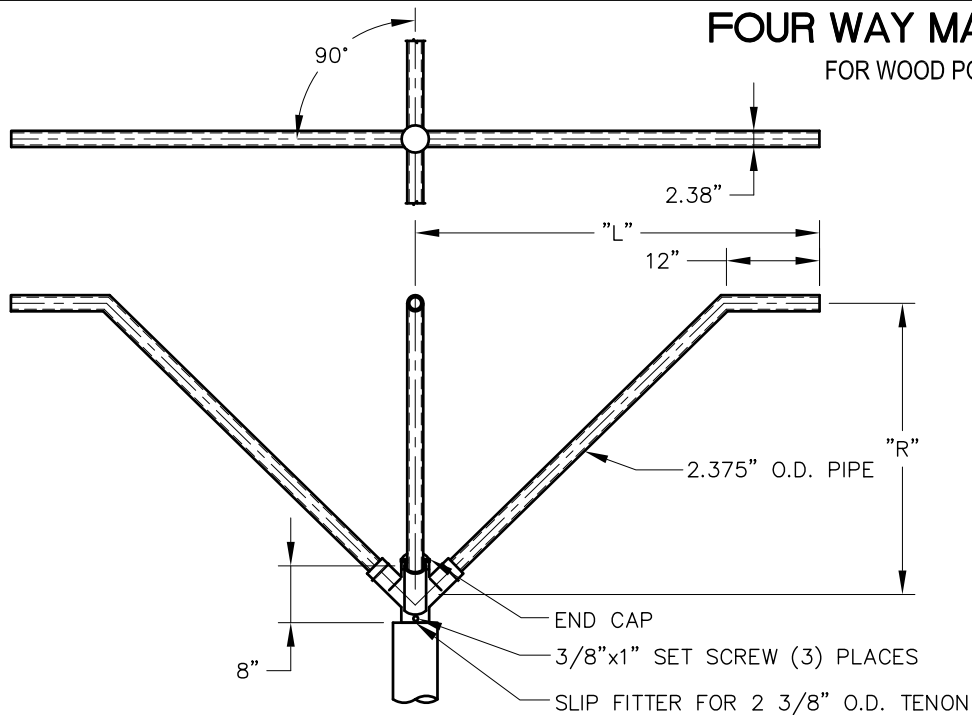


CATALOG NUMBERS	DIMENSIONS IN (INCHES)		
	NOMINAL LENGTH "L"	RISE "R"	PIPE "ø"
AMI-621	4'-0" (48)	18	2
AMI-622	5'-0" (60)	24	2

CATALOG NUMBERS SHOWN ARE HOT DIPPED GALVANIZED STEEL.
FOR ALUMINUM BRACKETS ADD -A SUFFIX, EXAMPLE AMI-XXX-A.
PAINTED BRACKETS SUPPLIED ON REQUEST.

PT-10

FOUR WAY MAST ARM FOR WOOD POLE MOUNTING

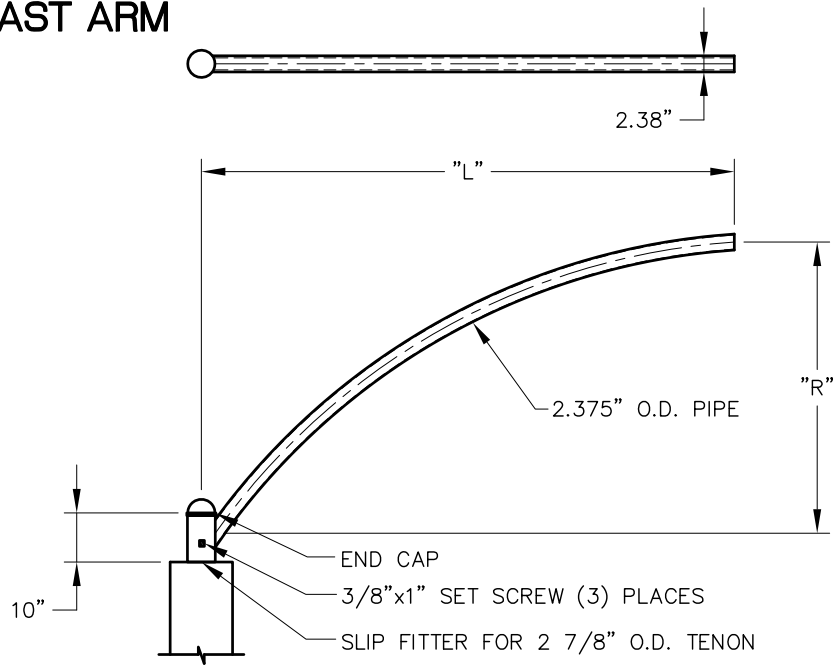


CATALOG NUMBERS	DIMENSIONS IN (INCHES)		
	NOMINAL LENGTH "L"	RISE "R"	PIPE "ø"
AMI-623	4'-0" (48)	18	2
AMI-624	5'-0" (60)	24	2

CATALOG NUMBERS SHOWN ARE HOT DIPPED GALVANIZED STEEL.
FOR ALUMINUM BRACKETS ADD -A SUFFIX, EXAMPLE AMI-XXX-A.
PAINTED BRACKETS SUPPLIED ON REQUEST.

POLE TOP BRACKETS

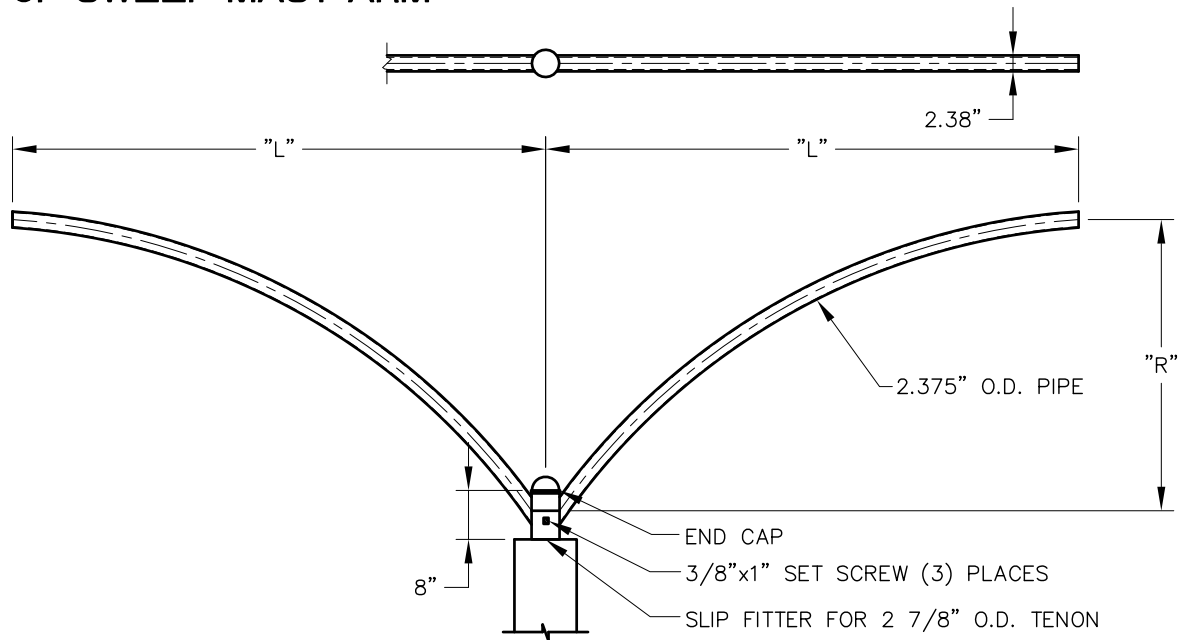
SINGLE UP SWEEP MAST ARM



CATALOG NUMBERS	DIMENSIONS IN (INCHES)		
	NOMINAL LENGTH "L"	RISE "R"	PIPE "ø"
AMI-1015	6'-0" (72)	30	2
AMI-1016	8'-0" (96)	40	2

CATALOG NUMBERS SHOWN ARE HOT DIPPED GALVANIZED STEEL.
FOR ALUMINUM BRACKETS ADD -A SUFFIX, EXAMPLE AMI-XXX-A.
PAINTED BRACKETS SUPPLIED ON REQUEST.

TWO WAY UP SWEEP MAST ARM



CATALOG NUMBERS	DIMENSIONS IN (INCHES)		
	NOMINAL LENGTH "L"	RISE "R"	PIPE "ø"
AMI-1017	6'-0" (72)	30	2
AMI-1018	8'-0" (96)	40	2

CATALOG NUMBERS SHOWN ARE HOT DIPPED GALVANIZED STEEL.
FOR ALUMINUM BRACKETS ADD -A SUFFIX, EXAMPLE AMI-XXX-A.
PAINTED BRACKETS SUPPLIED ON REQUEST.

PT-11



STEEL DISTRIBUTION ARMS

SDA

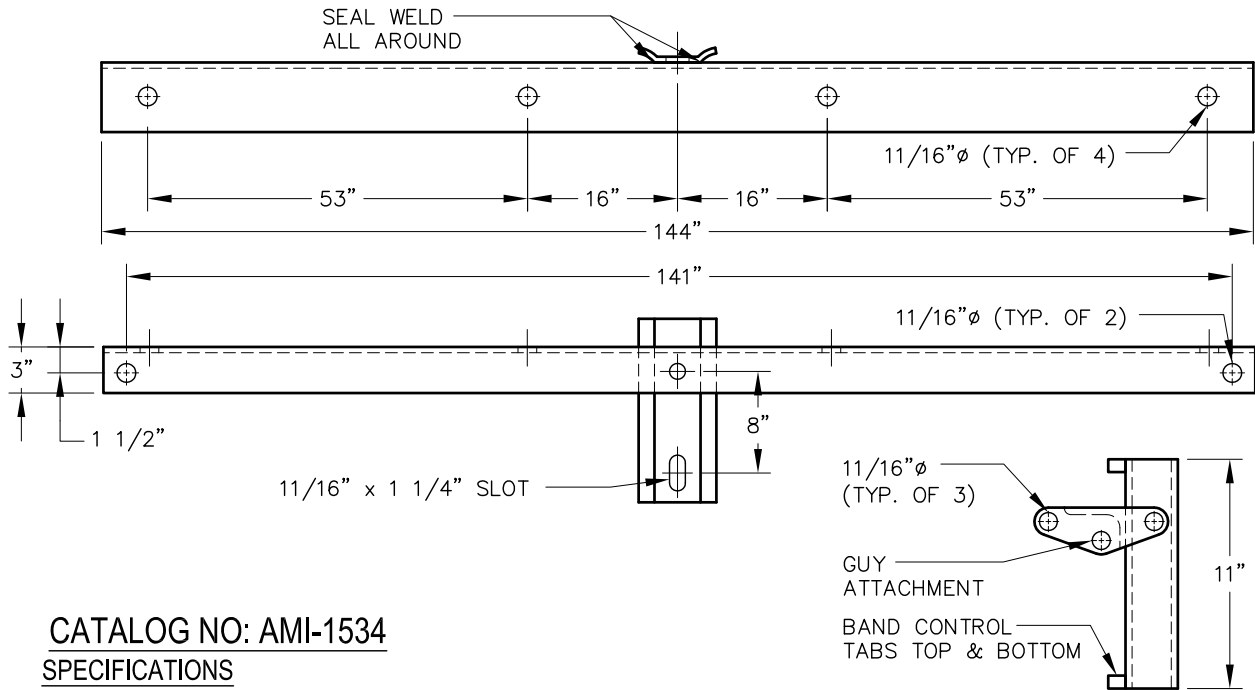
SECTION INDEX

ANGULAR STEEL ARMS	SDA-1	CHANNEL STEEL ARMS	SDA-9
48" AND 60" LENGTHS		40" AND 60" LENGTHS WITH GUY ATTACHMENT	
ANGULAR STEEL ARMS	SDA-2	CHANNEL STEEL ARMS	SDA-10
96" AND 120" LENGTHS		60" AND 72" LENGTHS	
ANGULAR STEEL ARMS	SDA-3	CROSSARM GAIN	SDA-11
96" AND 120" LENGTHS			
ANGULAR STEEL ARMS	SDA-4	TUBULAR STEEL ARM	SDA-11
40" AND 60" LENGTHS		60" IN LENGTH	
ANGULAR STEEL ARMS	SDA-5	TUBULAR STEEL ARMS	SDA-12
60" LENGTHS		6' AND 10' LENGTHS	
ANGULAR STEEL ARMS	SDA-6	TUBULAR STEEL ARMS	SDA-13
		10' IN LENGTH	
ANGULAR STEEL ARM	SDA-7	TUBULAR STEEL ARMS	SDA-14
WITH GUY ATTACHMENTS		10' AND 12' LENGTHS	
CHANNEL STEEL ARM	SDA-7	TUBULAR STEEL ARMS	SDA-15
FOR POLE MOUNTING		5' IN LENGTH	
CHANNEL STEEL ARMS	SDA-8	TUBULAR STEEL ARMS	SDA-16
41 1/2' AND 48" LENGTHS WITH GUY ATTACHMENT			

STEEL DISTRIBUTION ARMS

ACTION
MFG.
INC.

12' ANGULAR STEEL ARM CONSTRUCTED OF 3"x5"x3/8" ANGLE STEEL WELDED AROUND POLE-GAIN. MOUNTS TO POLE WITH 5/8"Ø BOLTS.



CATALOG NO: AMI-1534

SPECIFICATIONS

1. MATERIAL: H.R. STEEL ANGLE
2. ALL HOLES 11/16"Ø UNLESS OTHERWISE NOTED
3. FINISH: HOT DIPPED GALVANIZED

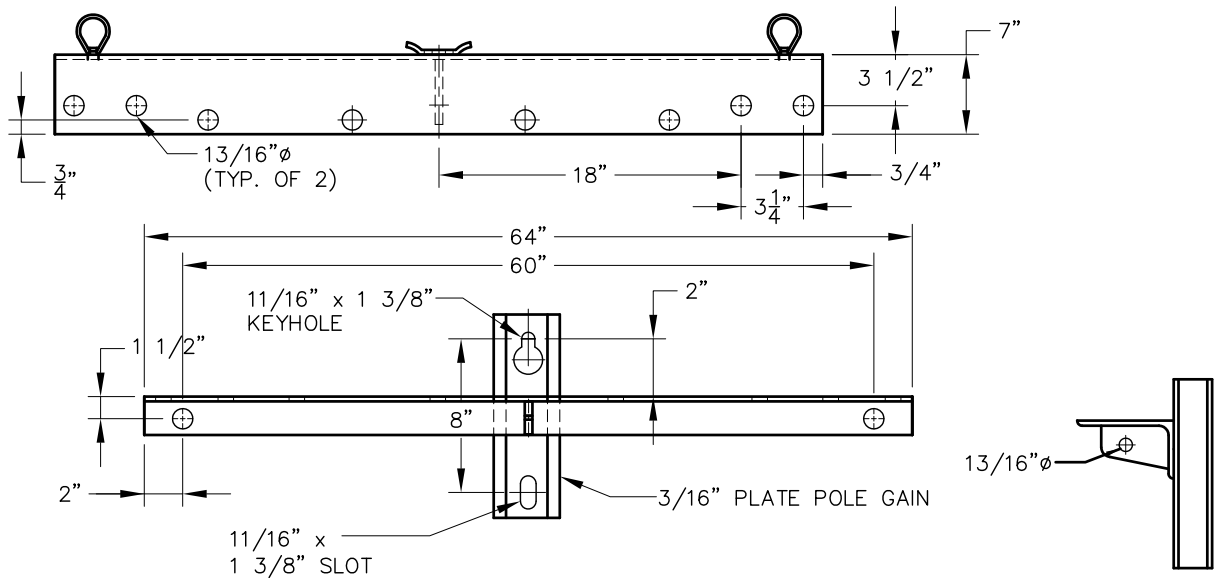
OPTIONAL GUY ATTACHMENT

FOR OPTIONAL GUY ATTACHMENT PLATE
ADD -GA SUFFIX. EXAMPLE AMI-1534-GA

SDA-1

60" ANGULAR STEEL ARM

CONSTRUCTED OF 7x4x3/8" STEEL ANGLE WELDED AROUND POLE GAIN.
MOUNTS TO POLE WITH 5/8"Ø BOLTS



CATALOG NO: AMI-1138

SPECIFICATIONS

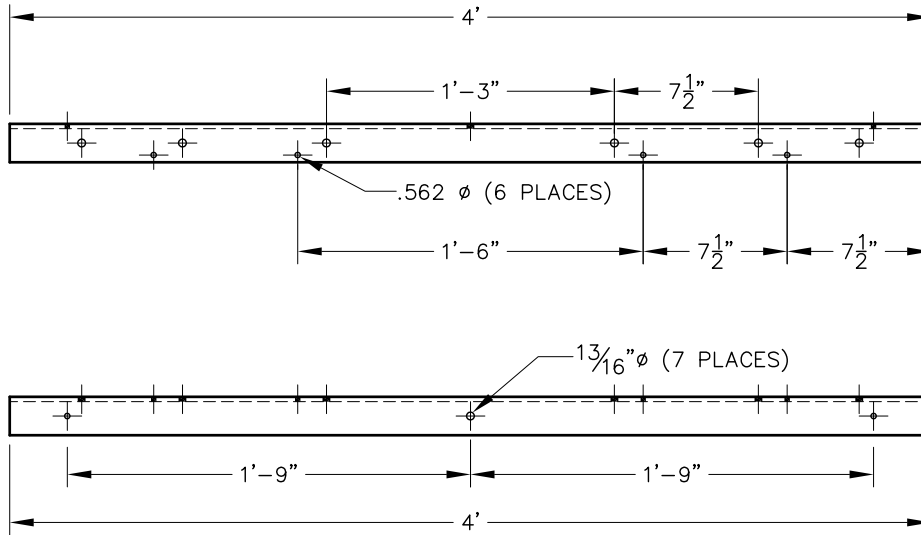
1. MATERIAL: HOT ROLLED STEEL
2. FINISH: HOT DIPPED GALVANIZED
3. ALL HOLES 11/16"Ø UNLESS NOTED
4. HARDWARE: EYE NUTS AND BOLTS INCLUDED

SIDE VIEW

STEEL DISTRIBUTION ARMS

ACTION
MFG.
INC.

ANGULAR STEEL ARM

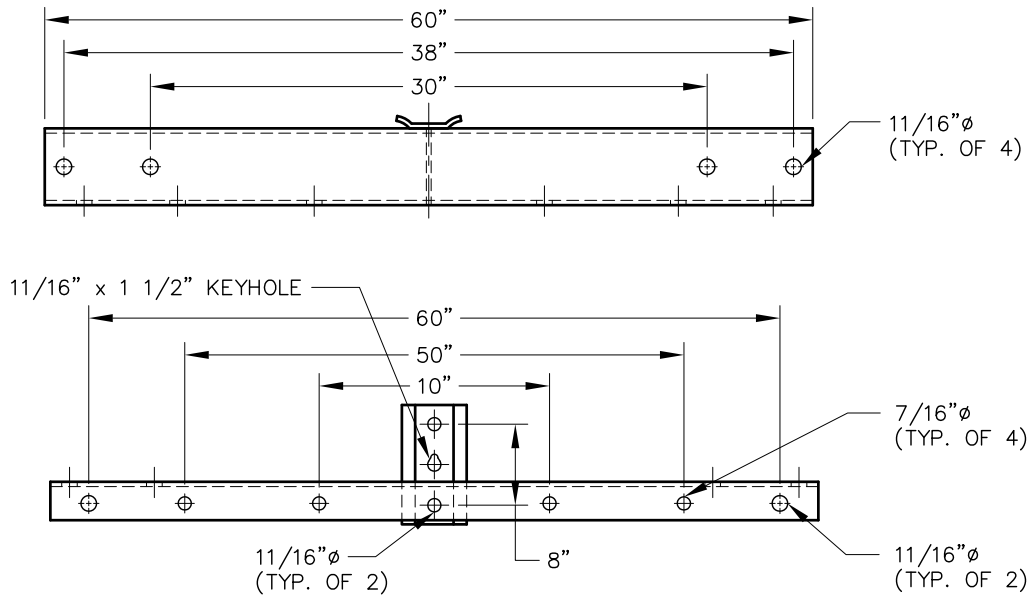


CATALOG NO: AMI-1006

60" ANGULAR STEEL ARM

SDA-2

CONSTRUCTED OF 5" CHANNEL WITH 5/8"Ø BOLTS



CATALOG NO: AMI-937

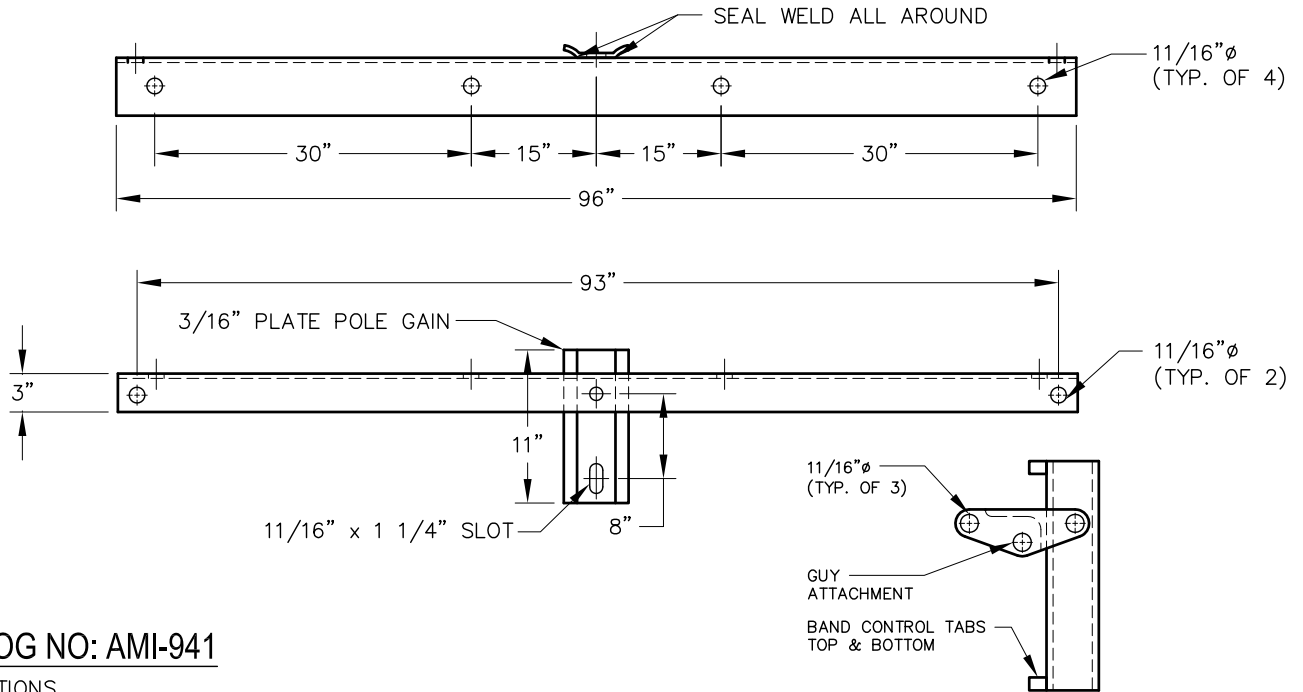
SPECIFICATIONS

1. WEIGHT: 45 POUNDS
2. STRENGTH RATING PER PHASE: 5,000 POUNDS
3. FINISH: HOT DIPPED GALVANIZED

STEEL DISTRIBUTION ARMS

8' ANGULAR STEEL ARM

CONSTRUCTED OF 3/8" x 3" x 5" ANGLE STEEL WELDED AROUND POLE-GAIN
MOUNTS TO POLE WITH 5/8"Ø BOLTS



CATALOG NO: AMI-941

SPECIFICATIONS

1. MATERIAL: H.R. STEEL ANGLE
2. ALL HOLES 1 1/16"Ø UNLESS OTHERWISE NOTED
3. FINISH: HOT DIPPED GALVANIZED

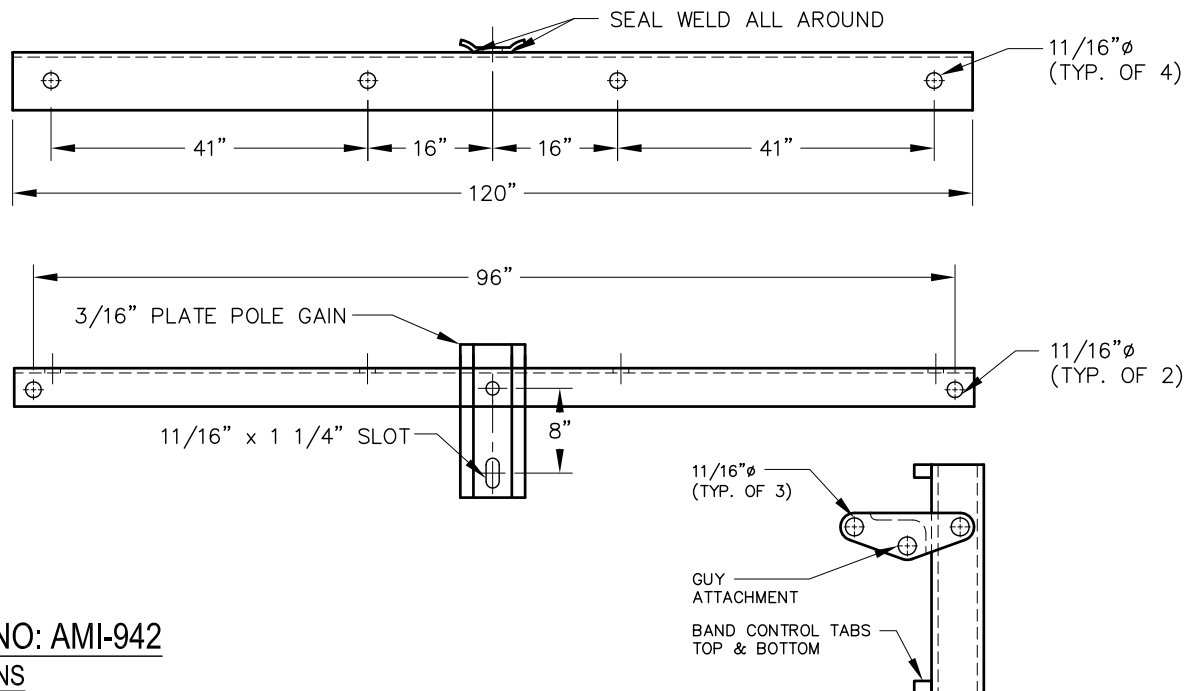
OPTIONAL GUY ATTACHMENT

FOR OPTIONAL GUY ATTACHMENT PLATE
ADD -GA SUFFIX. EXAMPLE AMI-941-GA

SDA-3

10' ANGULAR STEEL ARM

CONSTRUCTED OF 3/8" x 3" x 5" ANGLE STEEL WELDED AROUND POLE-GAIN
MOUNTS TO POLE WITH 5/8"Ø BOLTS



CATALOG NO: AMI-942

SPECIFICATIONS

1. MATERIAL: H.R. STEEL ANGLE
2. ALL HOLES 1 1/16"Ø UNLESS OTHERWISE NOTED
3. FINISH: HOT DIPPED GALVANIZED

OPTIONAL GUY ATTACHMENT

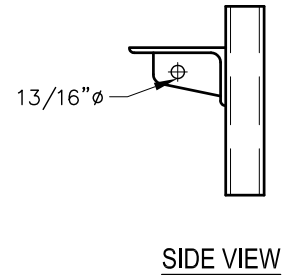
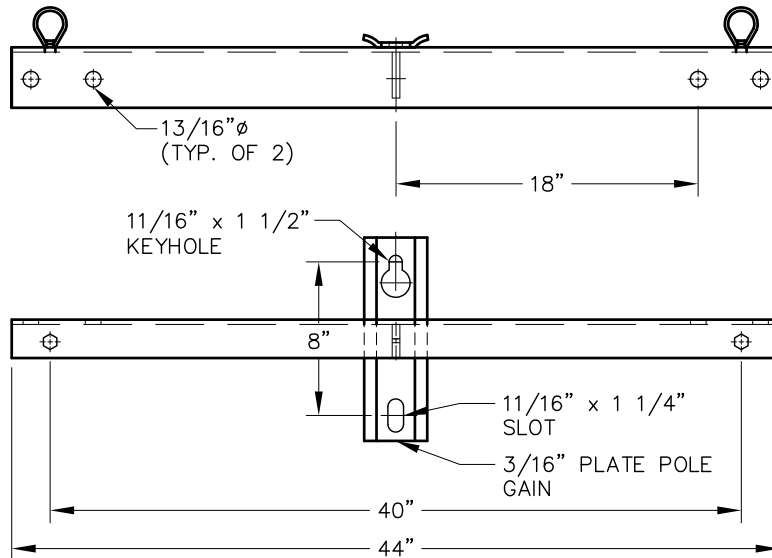
FOR OPTIONAL GUY ATTACHMENT PLATE
ADD -GA SUFFIX. EXAMPLE AMI-942-GA

STEEL DISTRIBUTION ARMS

ACTION
MFG.
INC.

40" ANGULAR STEEL ARM

CONSTRUCTED OF 3/8" x 3 x 5" STEEL ANGLE WELDED
AROUND POLE GAIN. MOUNTS TO POLE WITH 5/8" DIA. BOLTS



CATALOG NO: AMI-1133

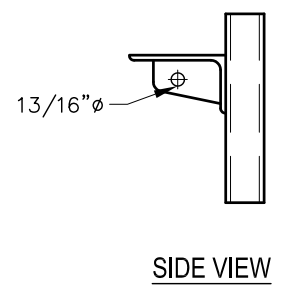
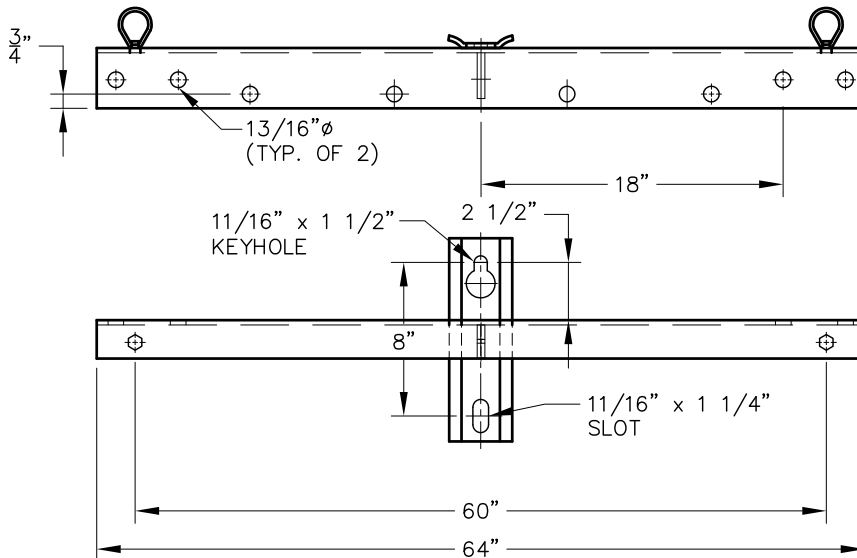
SPECIFICATIONS

1. MATERIAL: HOT ROLLED STEEL
2. FINISH: HOT DIPPED GALVANIZED
3. ALL HOLES 11/16" ϕ UNLESS NOTED
4. HARDWARE: EYE NUTS AND BOLTS INCLUDED

60" ANGULAR STEEL ARM

CONSTRUCTED OF 3/8" x 3 x 5" STEEL ANGLE WELDED
AROUND POLE GAIN. MOUNTS TO POLE WITH 5/8" DIA. BOLTS

SDA-4



CATALOG NO: AMI-1134

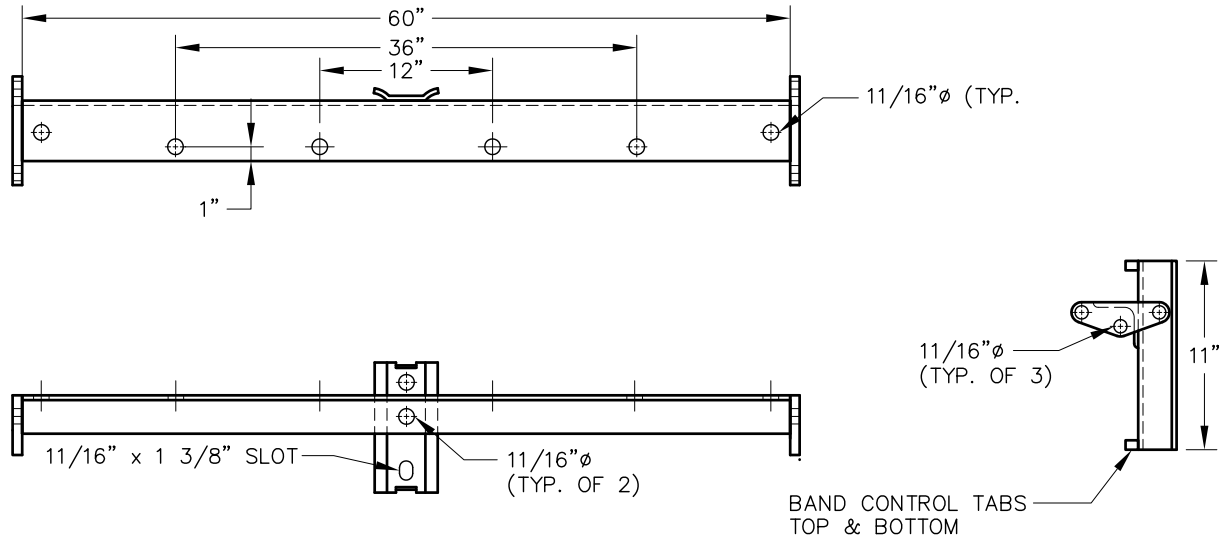
SPECIFICATIONS

1. MATERIAL: HOT ROLLED STEEL
2. FINISH: HOT DIPPED GALVANIZED
3. ALL HOLES 11/16" ϕ UNLESS NOTED
4. HARDWARE: EYE NUTS AND BOLTS INCLUDED

STEEL DISTRIBUTION ARMS

60" ANGULAR STEEL ARM

CONSTRUCTED OF HEAVY STEEL ANGLE, END PLATES PERMIT ATTACHMENT OF IN-LINE AND LATERAL SUSPENSION INSULATORS

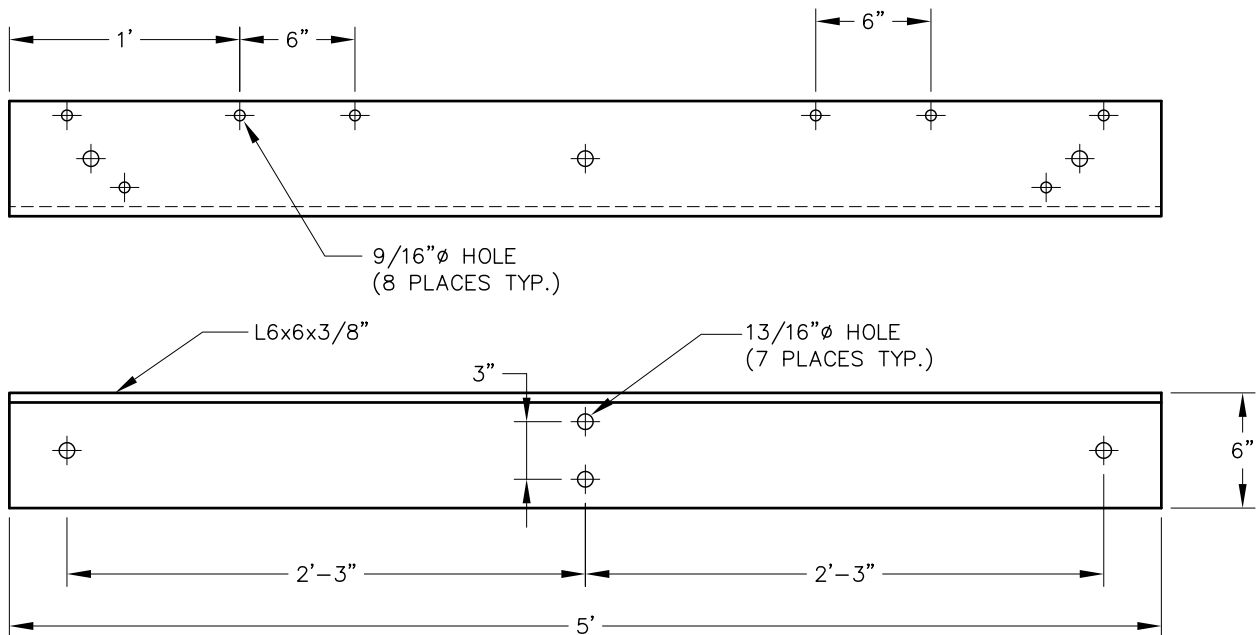


CATALOG NO: AMI-936

SPECIFICATIONS

1. MATERIAL: HOT ROLLED STEEL
2. FINISH: HOT DIPPED GALVANIZED

SDA-5 ANGULAR STEEL ARM



CATALOG NO: AMI-1001

SPECIFICATIONS:

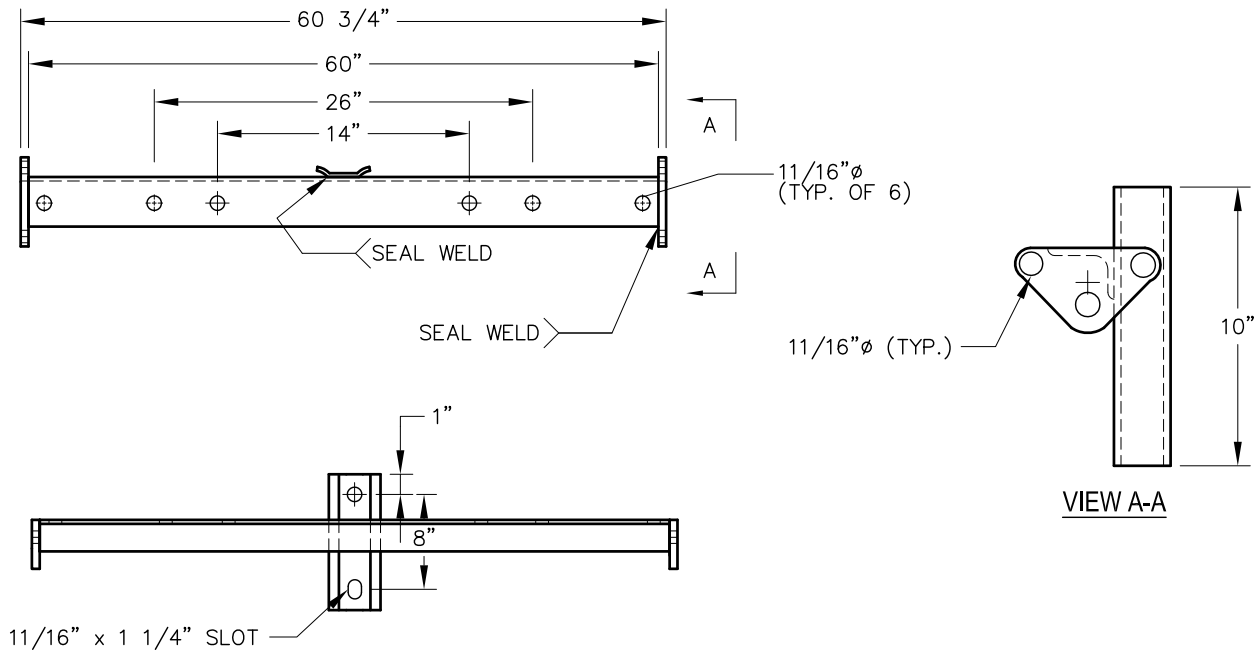
FINISH : HOT DIPPED GALVANIZED

STEEL DISTRIBUTION ARMS

ACTION
MFG.
INC.

60" ANGULAR STEEL ARM

CONSTRUCTED OF HEAVY STEEL ANGLE, END PLATES PERMIT ATTACHMENT OF IN-LINE AND LATERAL SUSPENSION INSULATORS



CATALOG NO: AMI-1145

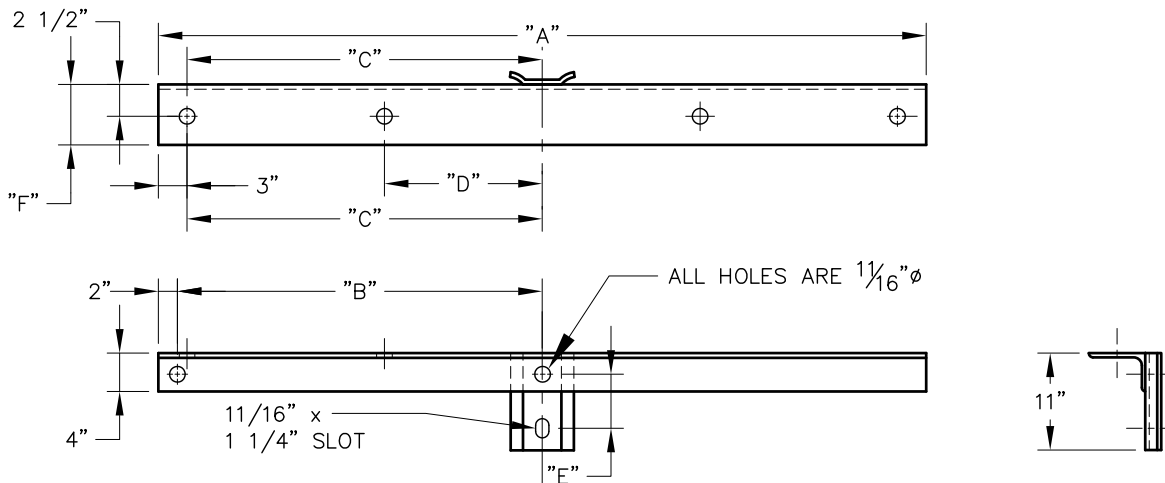
SPECIFICATIONS

1. MATERIAL: HOT ROLLED STEEL
2. FINISH: HOT DIPPED GALVANIZED

ANGULAR STEEL ARM

CONSTRUCTED OF HEAVY STEEL ANGLE

SDA-6



SPECIFICATIONS

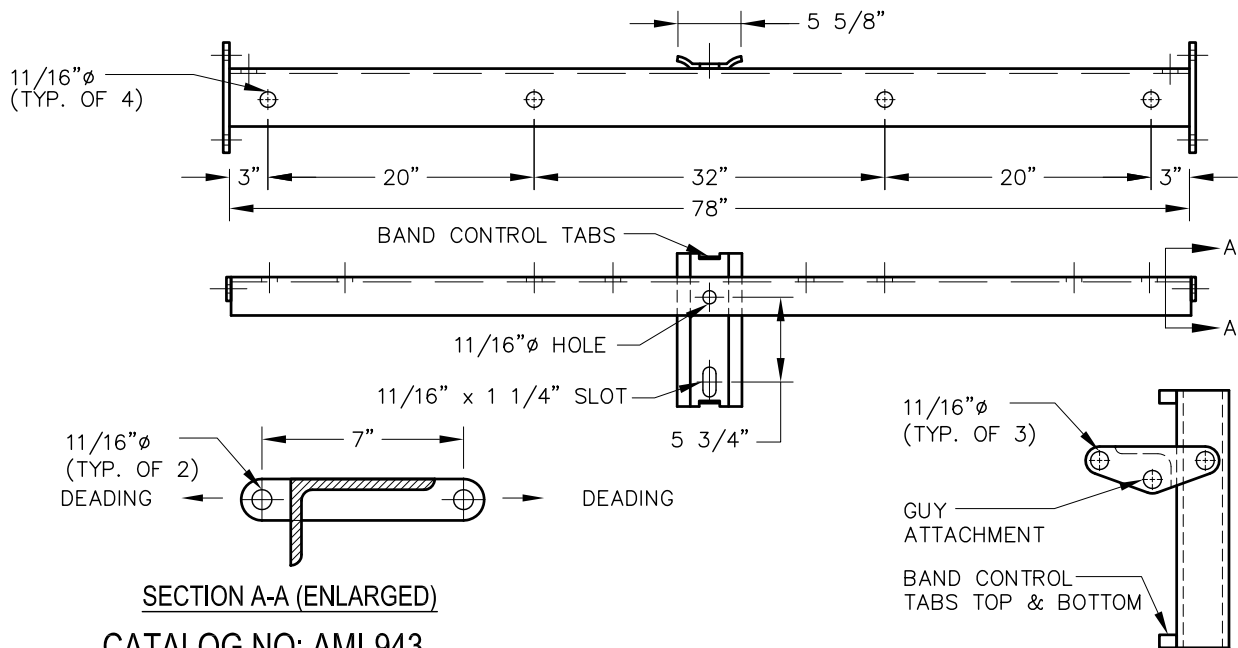
1. MATERIAL: STEEL, ASTM CLASS A-36
2. FINISH: HOT DIPPED GALVANIZED PER A-153
3. HARDWARE: 5/8" ϕ MOUNTING BOLTS
4. ALL JOINTS TO BE SEAM-WELDED BEFORE GALVANIZATION

CATALOG NUMBERS	DIMENSIONS IN (INCHES)						ANGLE SIZE	WEIGHT PER ARM (lbs)
	NOMINAL LENGTH "A"	"B"	"C"	"D"	"E"	"F"		
AMI-1573	8'-0" (96)	46	45	15	8	4	4x4x1/4"	57
AMI-1574	10'-0" (120)	58	57	16	8	4	4x4x1/2"	132
AMI-1575	10'-0" (120)	58	57	16	8	6	4x6x5/16"	107
AMI-1576	10'-0" (120)	58	57	16	8	6	4x6x3/8"	127

STEEL DISTRIBUTION ARMS

78" ANGULAR STEEL ARM

CONSTRUCTED OF 3/8" x 3" x 5" STEEL ANGLE WELDED TO END PLATES AND POLE-GAIN. END PLATES PERMIT ATTACHMENT ON IN-LINE AND LATERAL SUSPENSION INSULATORS. MOUNTS TO POLE WITH 5/8"Ø BOLTS.



SECTION A-A (ENLARGED)

CATALOG NO: AMI-943

SPECIFICATIONS

1. MATERIAL: H.R. STEEL ANGLE
2. FINISH: HOT DIPPED GALVANIZED

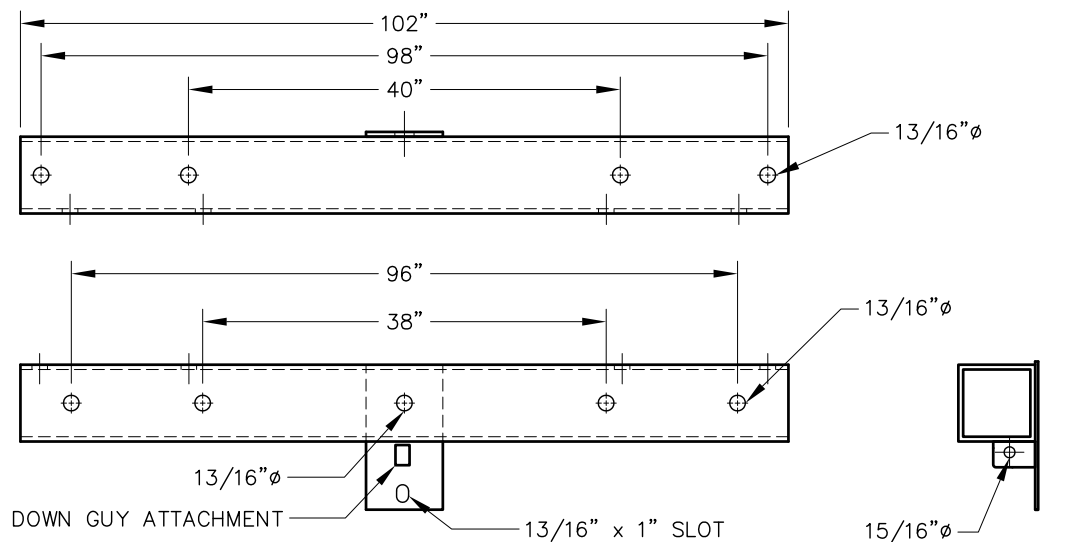
OPTIONAL GUY ATTACHMENT

FOR OPTIONAL GUY ATTACHMENT PLATE ADD -GA SUFFIX. EXAMPLE AMI-943-GA

SDA-7

102" CHANNEL STEEL ARM

CONSTRUCTED OF 5"x5" HIGH STRENGTH STEEL TUBING WITH DOWN GUY ATTACHMENT. MOUNTS TO POLE WITH 3/4"Ø BOLTS



CATALOG NO: AMI-935

SPECIFICATIONS

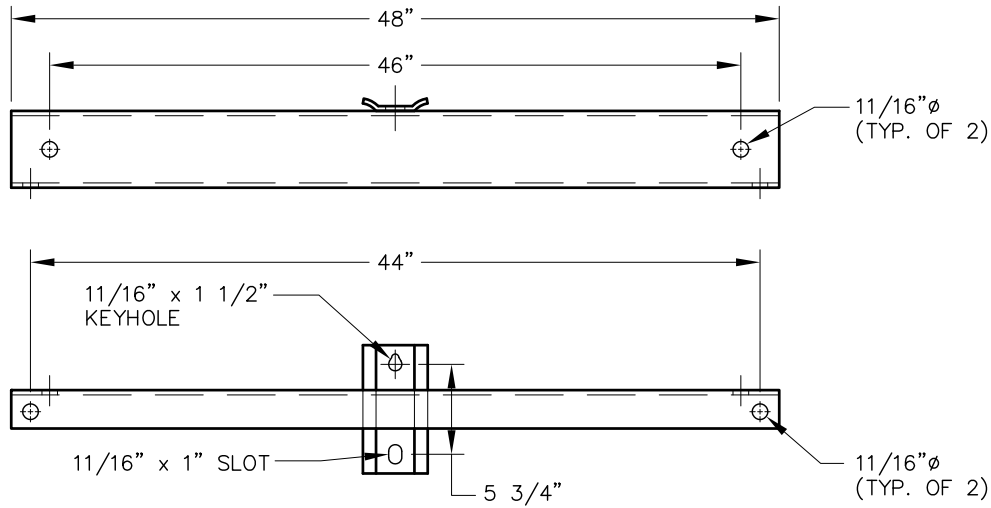
1. WEIGHT: 77 POUNDS
2. STRENGTH RATING PER PHASE: 6,000 POUNDS
3. MATERIAL: HOT ROLLED STEEL
4. FINISH: HOT DIPPED GALVANIZED

SIDE VIEW

STEEL DISTRIBUTION ARMS

ACTION
MFG.
INC.

48" CHANNEL STEEL ARM CONSTRUCTED OF 4" CHANNEL. MOUNTS TO POLE WITH 5/8"Ø BOLTS



CATALOG NO: AMI-933

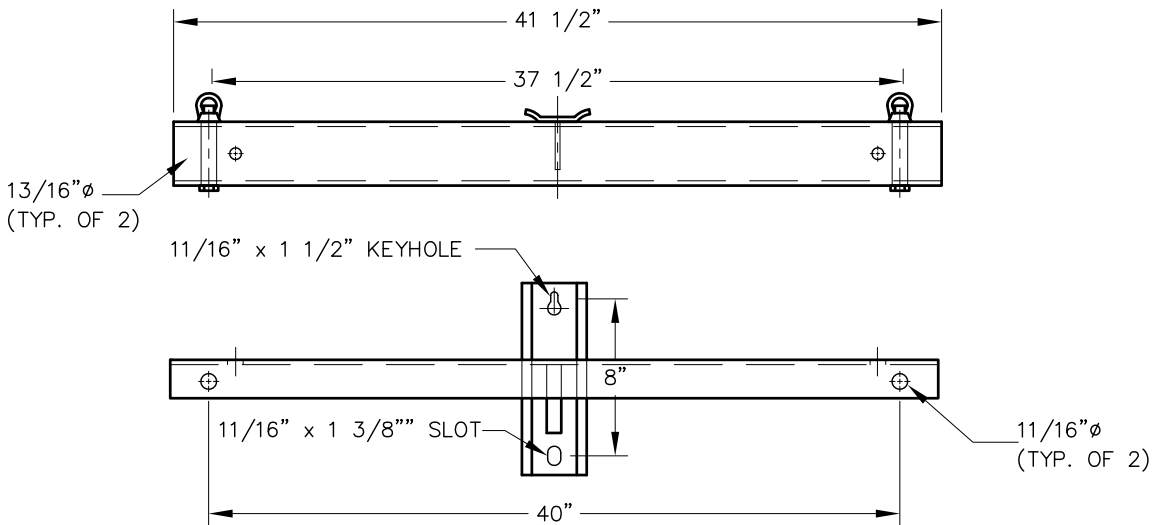
SPECIFICATIONS

1. WEIGHT: 29 POUNDS
2. STRENGTH RATING PER PHASE: 4,500 POUNDS
3. MATERIAL: HOT ROLLED STEEL
4. FINISH: HOT DIPPED GALVANIZED

41 1/2" CHANNEL STEEL ARM

CONSTRUCTED OF 4" CHANNEL COMPLETE WITH 5/8"x6" BOLTS AND EYEBOLTS WITH
DOWN GUY ATTACHMENT. MOUNTS WITH 11/16"x1 1/2" KEYHOLE AND 11/16"x1 3/8" SLOT

SDA-8



CATALOG NO: AMI-955

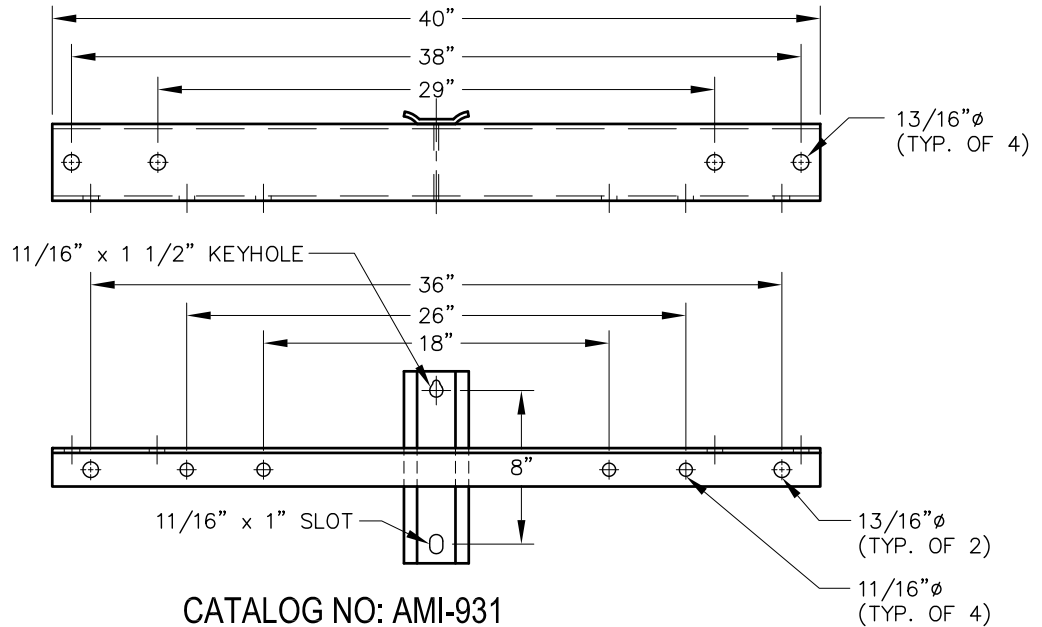
SPECIFICATIONS

1. FINISH: HOT DIPPED GALVANIZED
2. FOR EYEBOLTS ADD -EB AFTER CATALOG NUMBER, EXAMPLE: AMI-955-EB
3. STRENGTH RATING PER PHASE 6000 LBS
4. WEIGHT 27 LBS

STEEL DISTRIBUTION ARMS

40" CHANNEL STEEL ARM

CONSTRUCTED OF 4" CHANNEL WITH DOWN GUY ATTACHMENT. MOUNTS TO POLE WITH 5/8"Ø BOLTS



CATALOG NO: AMI-931

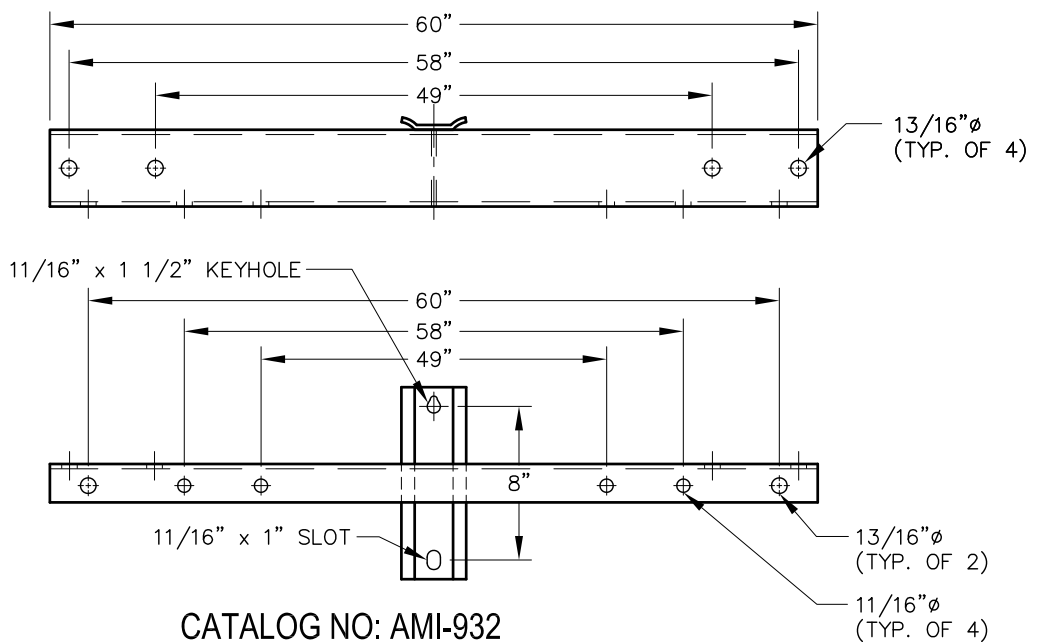
SPECIFICATIONS

1. WEIGHT: 27 POUNDS
2. STRENGTH RATING PER PHASE: 6,000 POUNDS
3. MATERIAL: HOT ROLLED STEEL
4. FINISH: HOT DIPPED GALVANIZED

SDA-9

60" CHANNEL STEEL ARM

CONSTRUCTED OF 5" CHANNEL WITH DOWN GUY ATTACHMENT. MOUNTS TO POLE WITH 5/8"Ø BOLTS



CATALOG NO: AMI-932

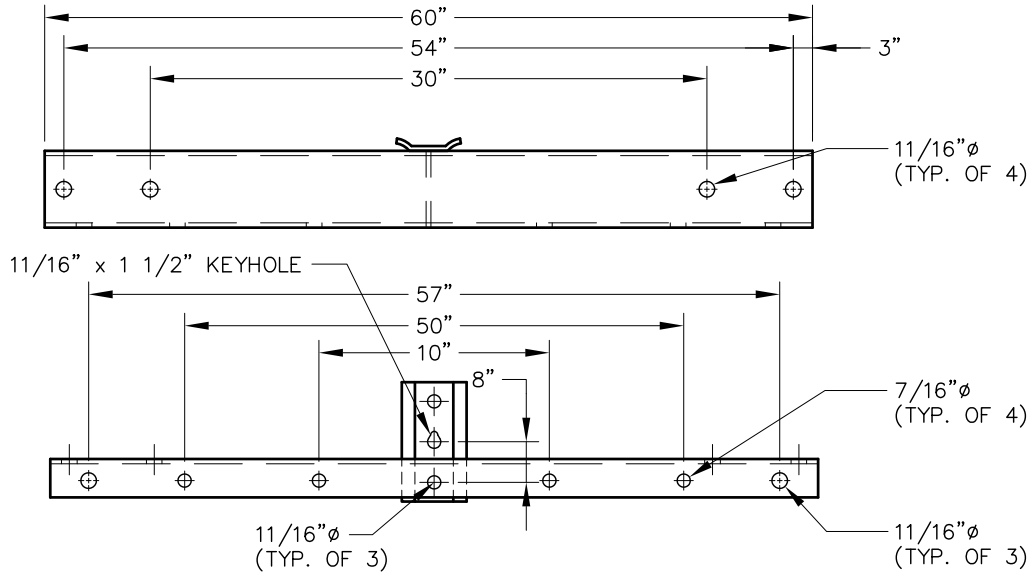
SPECIFICATIONS

1. WEIGHT: 41 POUNDS
2. STRENGTH RATING PER PHASE: 5,000 POUNDS
3. MATERIAL: HOT ROLLED STEEL
4. FINISH: HOT DIPPED GALVANIZED

STEEL DISTRIBUTION ARMS

ACTION
MFG.
INC.

60" CHANNEL STEEL ARM CONSTRUCTED OF 5" CHANNEL WITH 5/8"Ø BOLTS



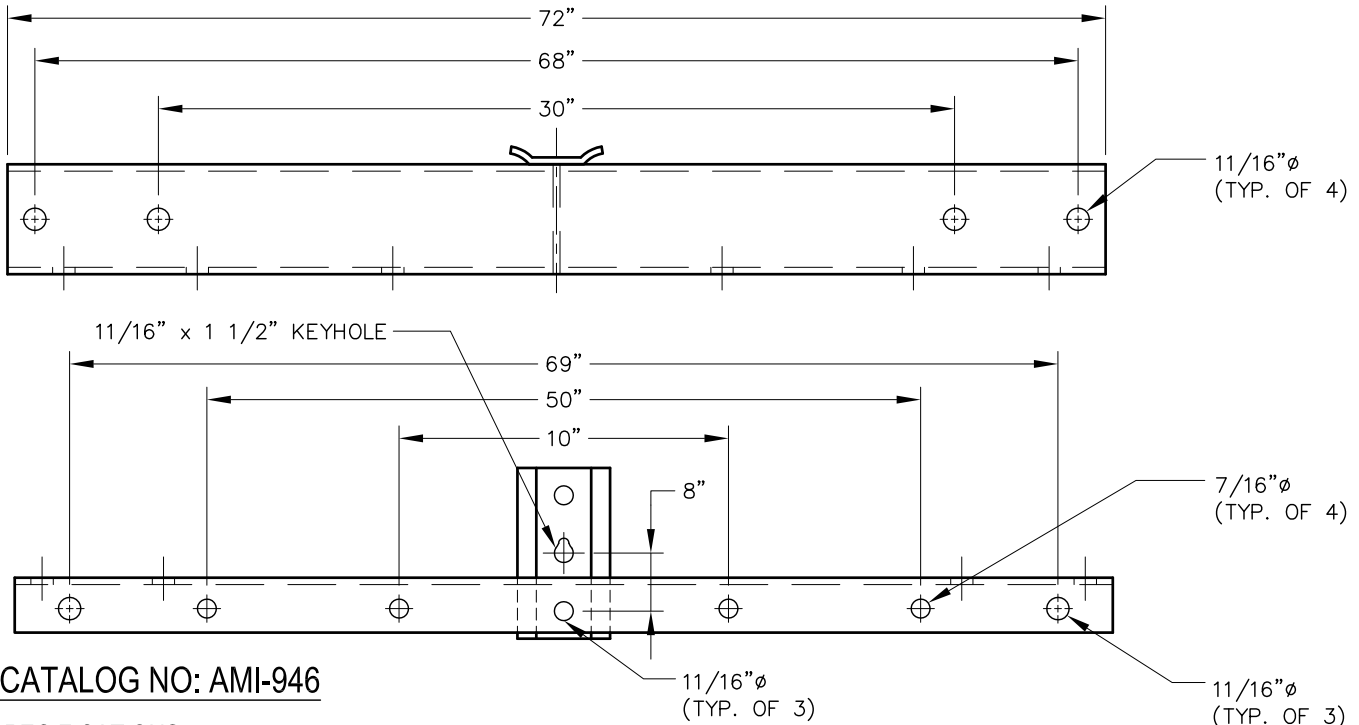
CATALOG NO: AMI-947

SPECIFICATIONS

1. WEIGHT: 45 POUNDS
2. STRENGTH RATING PER PHASE: 5,000 POUNDS
3. FINISH: HOT DIPPED GALVANIZED

72" CHANNEL STEEL ARM CONSTRUCTED OF 5" CHANNEL WITH 5/8"Ø BOLTS

SDA-10



CATALOG NO: AMI-946

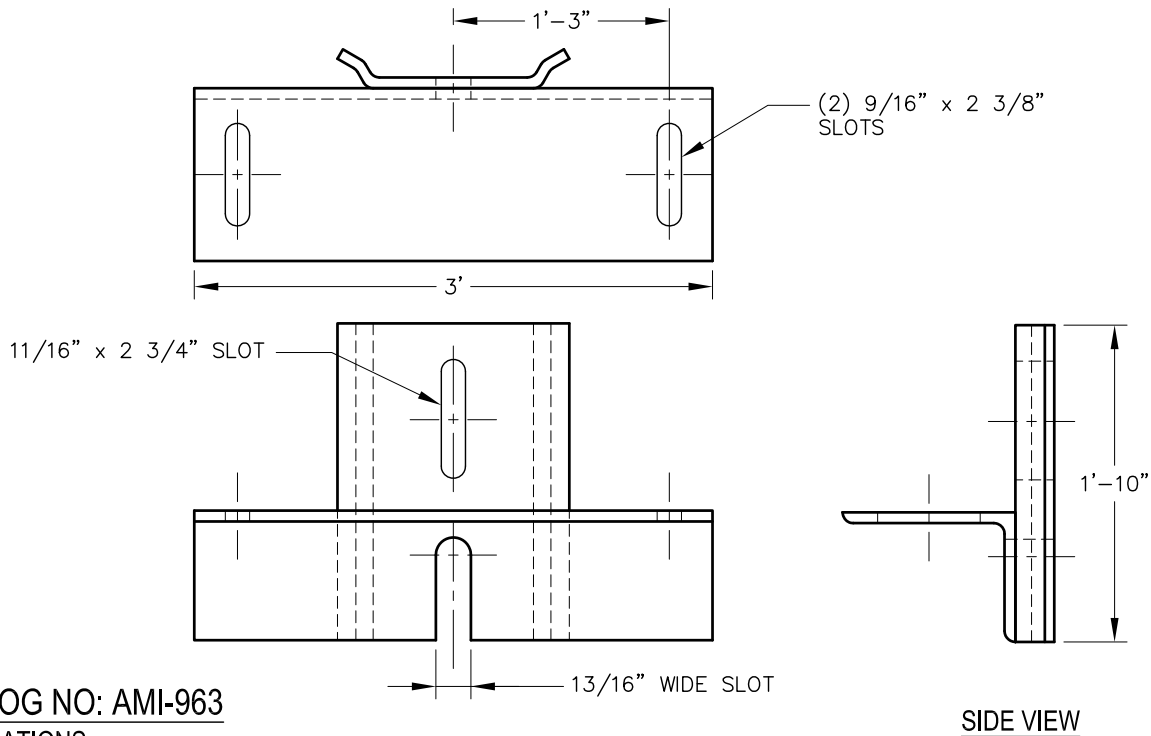
SPECIFICATIONS

1. WEIGHT: 45 POUNDS
2. STRENGTH RATING PER PHASE: 5,000 POUNDS
3. FINISHED: HOT DIP GALVANIZED

STEEL DISTRIBUTION ARMS

CROSSARM GAIN

THIS GAIN ADDS STABILITY AND STRENGTH TO CROSSARMS FOR DEADENING & MOUNTING EQUIPMENT.



CATALOG NO: AMI-963

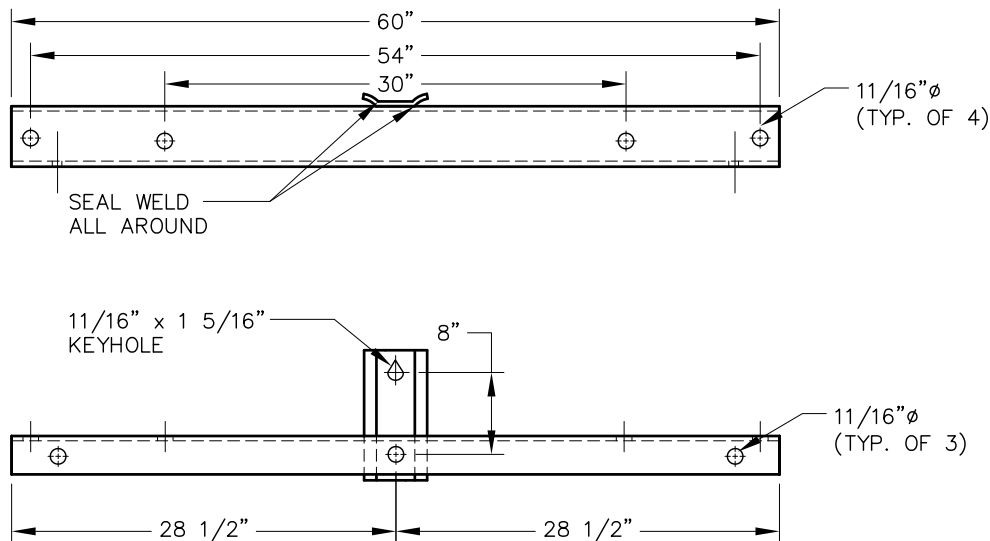
SPECIFICATIONS

1. MATERIAL: H.R. STEEL
2. FINISH: HOT DIPPED GALVANIZED

SDA-11

60" TUBULAR STEEL ARM

CONSTRUCTED OF 5x2x3/16" TUBULAR STEEL. MOUNTS WITH 5/8" BOLTS



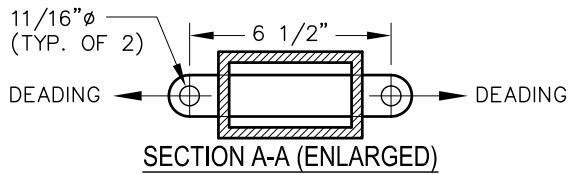
CATALOG NO: AMI-944

SPECIFICATIONS

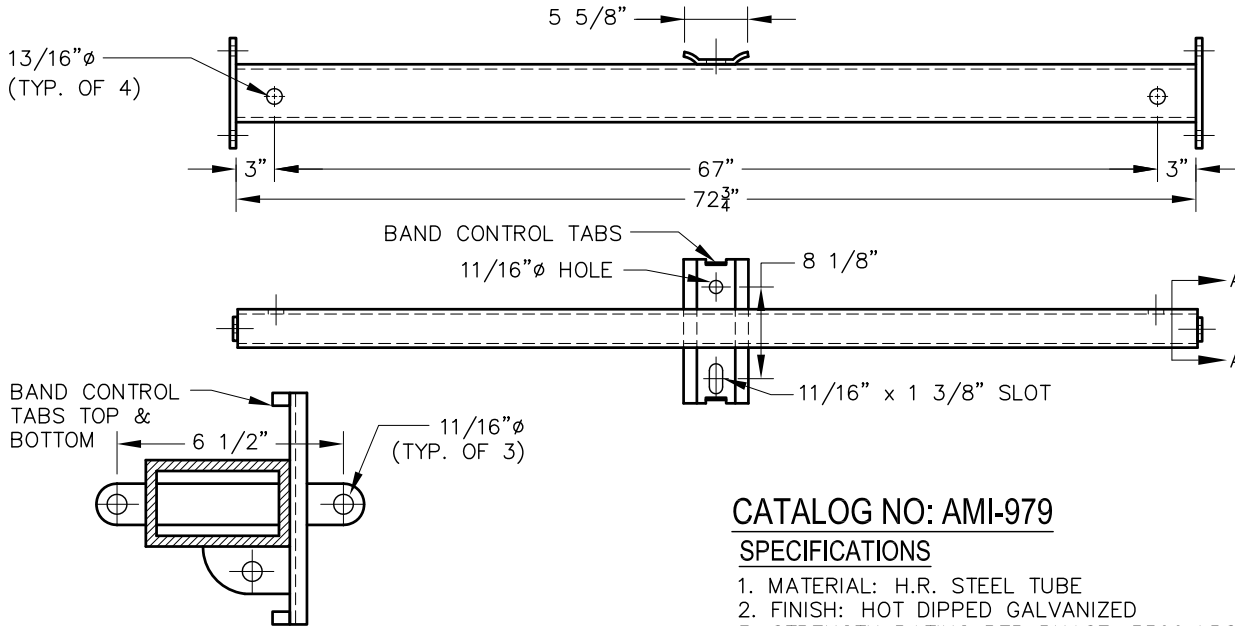
1. MATERIAL: HOT ROLLED STEEL
2. FINISH: HOT DIPPED GALVANIZED

STEEL DISTRIBUTION ARMS

ACTION
MFG.
INC.



72" TUBULAR STEEL ARM
CONSTRUCTED OF 3x4x3/16" STEEL TUBING WELDED TO END PLATES AND POLE-GAIN. END PLATES PERMIT ATTACHMENT OF IN-LINE AND LATERAL SUSPENSION INSULATORS. MOUNTS TO POLE WITH 5/8" ϕ BOLTS.



DOWN-GUY ATTACHMENT

FOR OPTIONAL GUY ATTACHMENT PLATE ADD -DG SUFFIX. EXAMPLE AMI-979-DG

CATALOG NO: AMI-979

SPECIFICATIONS

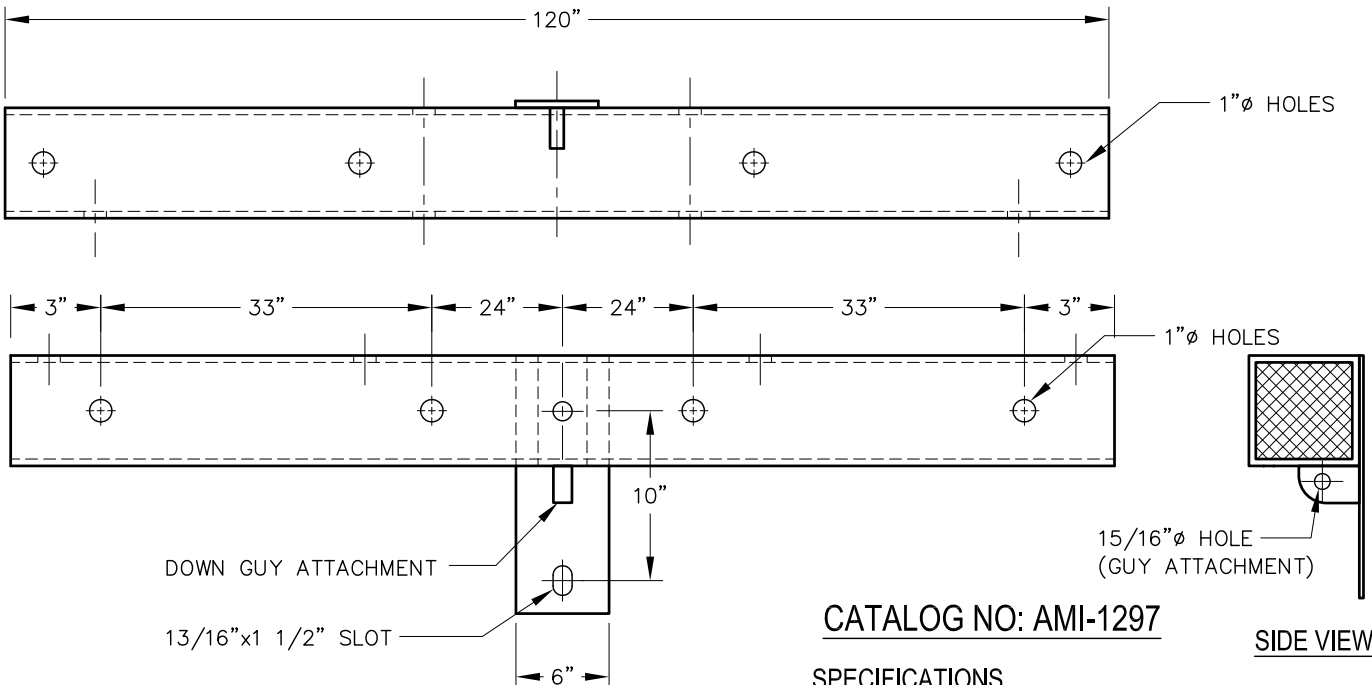
1. MATERIAL: H.R. STEEL TUBE
2. FINISH: HOT DIPPED GALVANIZED
3. STRENGTH RATING PER PHASE, 5500 LBS
4. WEIGHT 71 LBS

REFERENCE: DIXIE D21134-SP

10' TUBULAR STEEL ARM

CONSTRUCTION OF 5"x5"x3/16" HIGH STRENGTH STEEL TUBING WITH DOWN ATTACHMENT. MOUNTS TO POLE WITH 3/4" ϕ BOLTS.

SDA-12



CATALOG NO: AMI-1297

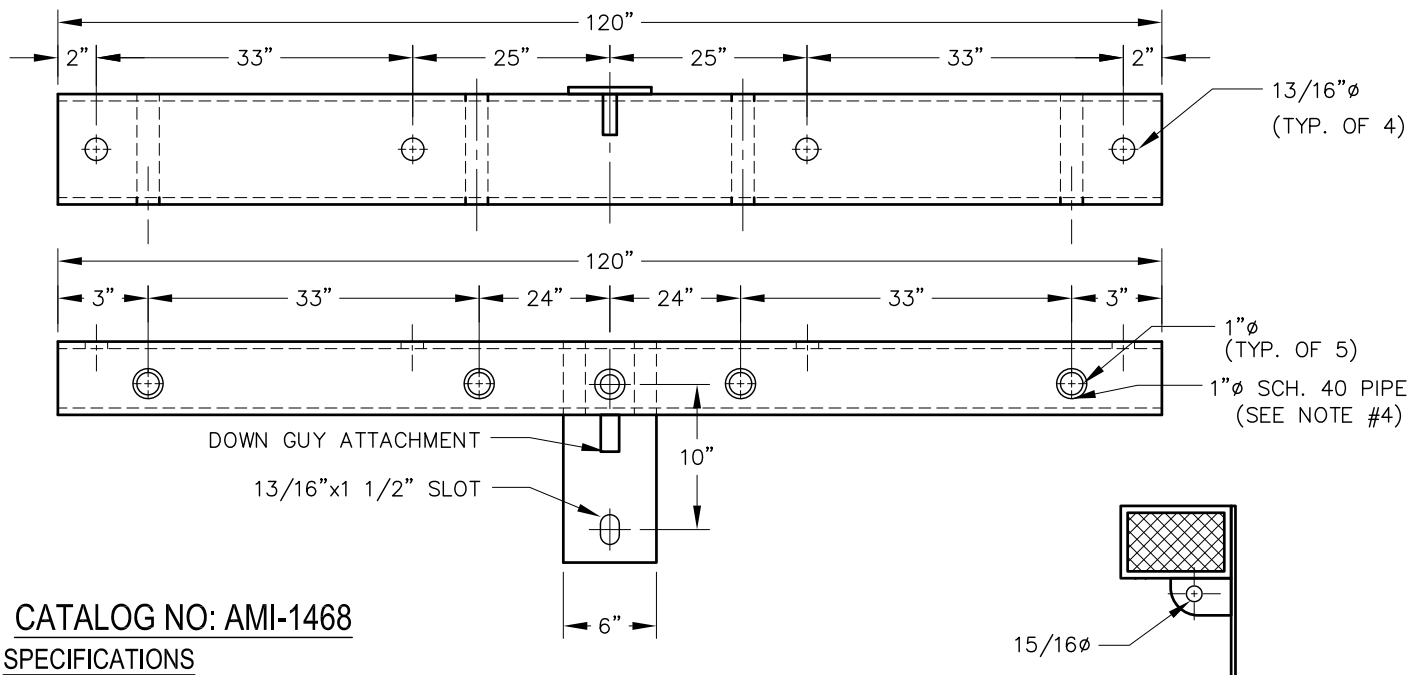
SPECIFICATIONS

1. MATERIAL: H.R. STEEL
2. FINISH: HOT DIPPED GALVANIZED
3. STRENGTH PER PHASE 5,000 LBS.

STEEL DISTRIBUTION ARMS

10' TUBULAR STEEL ARM

CONSTRUCTION OF 4x6x1/4" HIGH STRENGTH STEEL TUBING WITH DOWN ATTACHMENT. MOUNTS TO POLE WITH 3/4"Ø BOLTS.



CATALOG NO: AMI-1468

SPECIFICATIONS

1. MATERIAL: H.R. STEEL
2. FINISH: HOT DIPPED GALVANIZED
3. STRENGTH PER PHASE 13,000 LBS.
4. HOLES FOR DEADENING TO INTERNALLY BUSHED WITH 1" PIPE

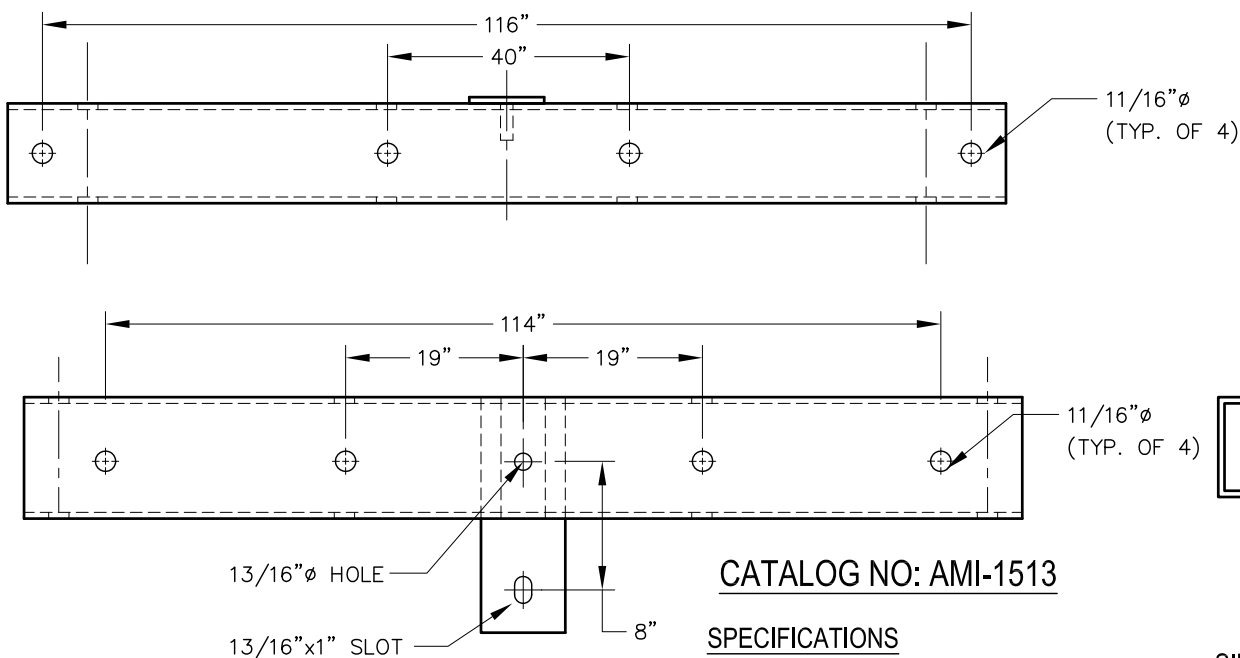
BAR 3/4" x 3" x 3"

(GUY ATTACHMENT)

SDA-13

10' TUBULAR STEEL ARM

CONSTRUCTION OF 5x5x3/16" HIGH STRENGTH STEEL TUBING WITH DOWN ATTACHMENT. MOUNTS TO POLE WITH 3/4"Ø BOLTS.



CATALOG NO: AMI-1513

SPECIFICATIONS

1. MATERIAL: H.R. STEEL
2. FINISH: HOT DIPPED GALVANIZED
3. STRENGTH PER PHASE 6,000 LBS.

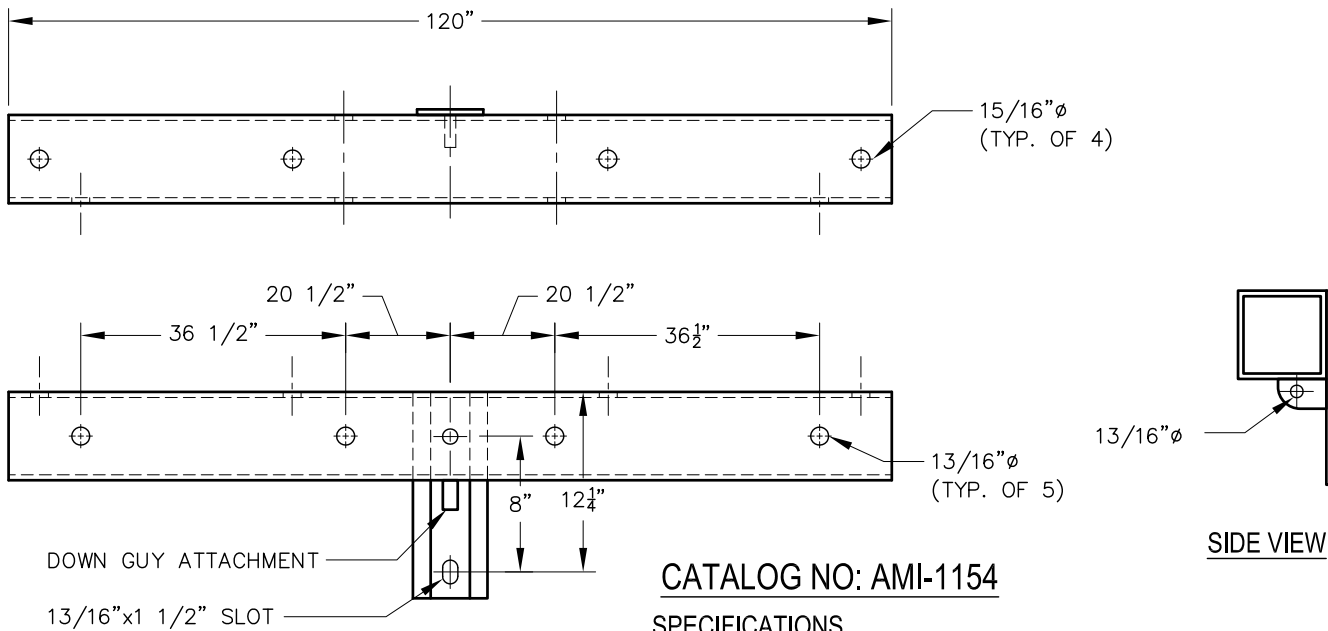
SIDE VIEW

STEEL DISTRIBUTION ARMS

ACTION
MFG.
INC.

10' TUBULAR STEEL ARM

CONSTRUCTION OF 5x5x3/16" HIGH STRENGTH STEEL TUBING WITH DOWN ATTACHMENT. MOUNTS TO POLE WITH 3/4"Ø BOLTS.



CATALOG NO: AMI-1154

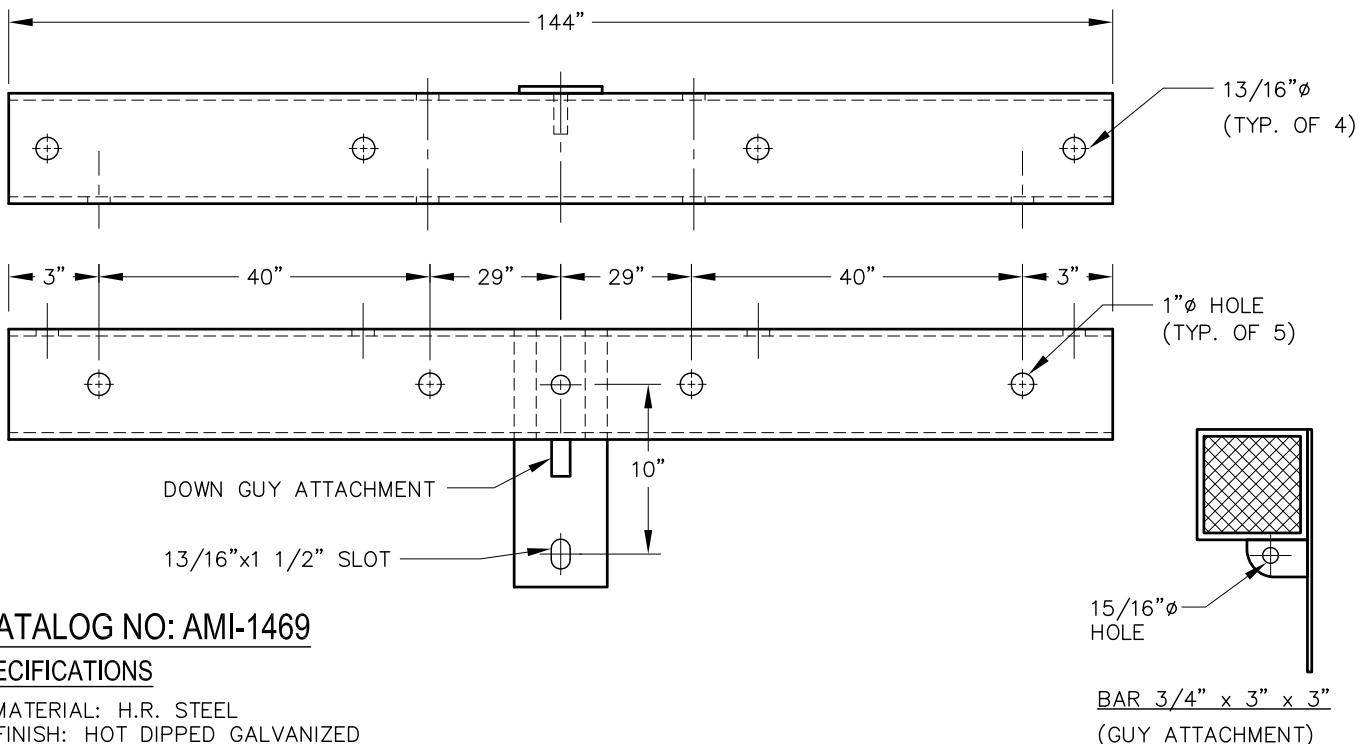
SPECIFICATIONS

1. MATERIAL: H.R. STEEL
2. FINISH: HOT DIPPED GALVANIZED
3. STRENGTH PER PHASE 5,000 LBS.

12' TUBULAR STEEL ARM

CONSTRUCTION OF 5x5x3/16" HIGH STRENGTH STEEL TUBING WITH DOWN ATTACHMENT. MOUNTS TO POLE WITH 3/4"Ø BOLTS.

SDA-14



CATALOG NO: AMI-1469

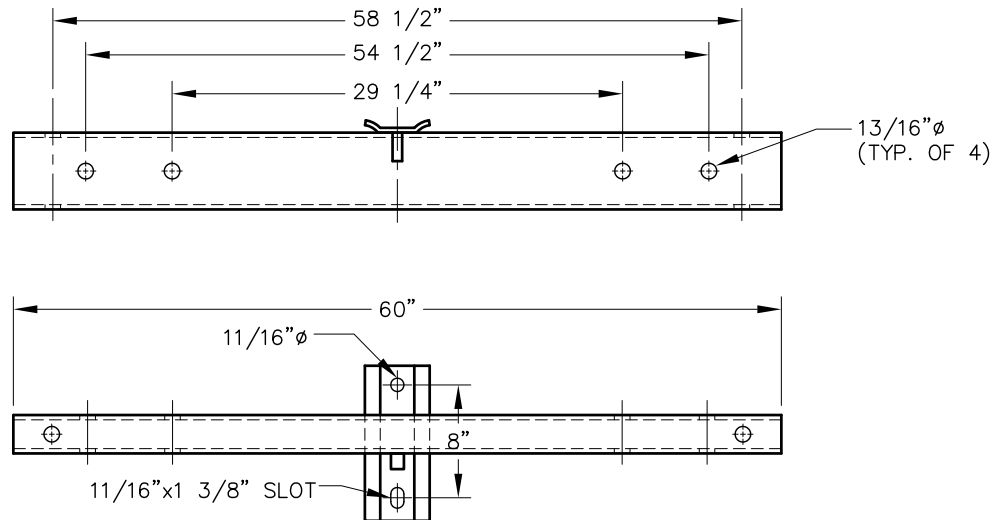
SPECIFICATIONS

1. MATERIAL: H.R. STEEL
2. FINISH: HOT DIPPED GALVANIZED
3. STRENGTH PER PHASE 5,000 LBS.

BAR 3/4" x 3" x 3"
(GUY ATTACHMENT)

STEEL DISTRIBUTION ARMS

60" TUBULAR STEEL ARM



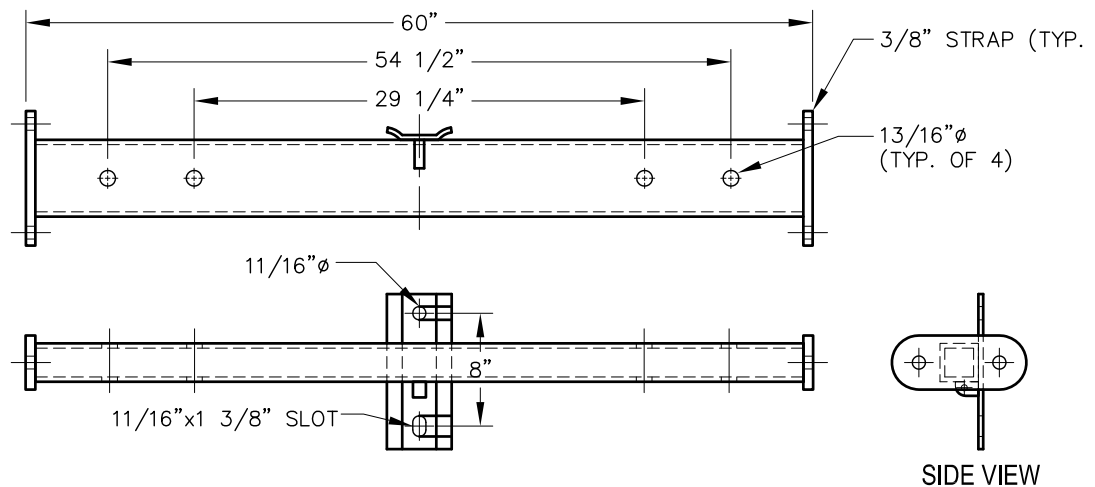
CATALOG NO: AMI-948

SPECIFICATIONS

1. MATERIAL: HIGH STRENGTH RECT. STEEL TUBING 2"x4"
2. FINISH: HOT DIPPED GALVANIZED
3. WEIGHT: 52 LBS.
4. STRENGTH PER PHASE 9,000 LBS.

SDA-15

60" TUBULAR STEEL ARM



CATALOG NO: AMI-949

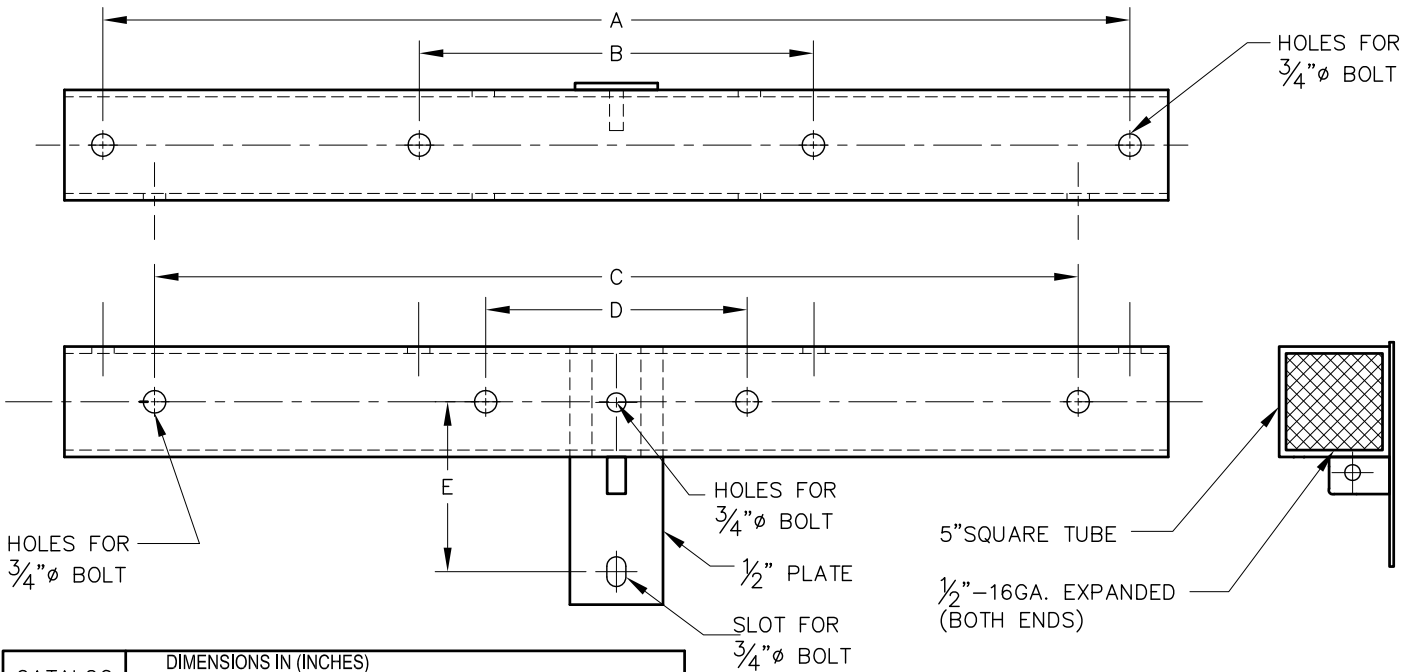
SPECIFICATIONS

1. MATERIAL: HIGH STRENGTH RECT. STEEL TUBING 2"x4"
2. FINISH: HOT DIPPED GALVANIZED
3. WEIGHT: 51 LBS.
4. STRENGTH PER PHASE 9,000 LBS.

STEEL DISTRIBUTION ARMS

ACTION
MFG.
INC.

TUBULAR STEEL CROSSARMS



CATALOG NUMBERS	DIMENSIONS IN (INCHES)					
	NOMINAL LENGTH "L"	"A"	"B"	"C"	"D"	"E"
AMI-1086	5'-4" (64)	60	36	58	N/A	8
AMI-425	8'-6" (102)	98	40	96	38	8
AMI-1504	9'-8" (116)	112	40	110	38	8
AMI-1505	9'-8" (116)	112	40	110	38	10

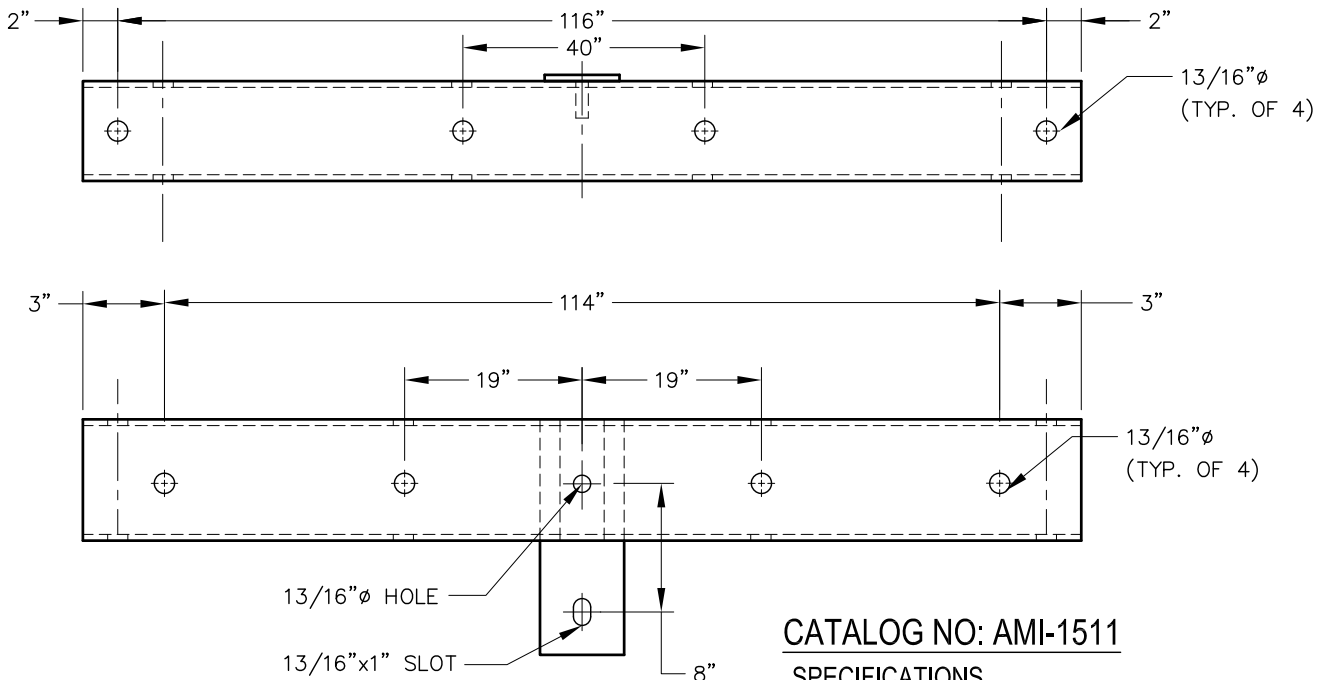
SPECIFICATIONS

1. MATERIAL: H.R. STEEL - 5x5 A500 GRADE B. TUBING
2. FINISH: HOT DIPPED GALVANIZED
3. STRENGTH PER PHASE 5,000 LBS.

10' TUBULAR STEEL ARM

CONSTRUCTION OF 5x5x3/16" HIGH STRENGTH STEEL TUBING WITH DOWN ATTACHMENT. MOUNTS TO POLE WITH 3/4" Ø BOLTS.

SDA-16



CATALOG NO: AMI-1511

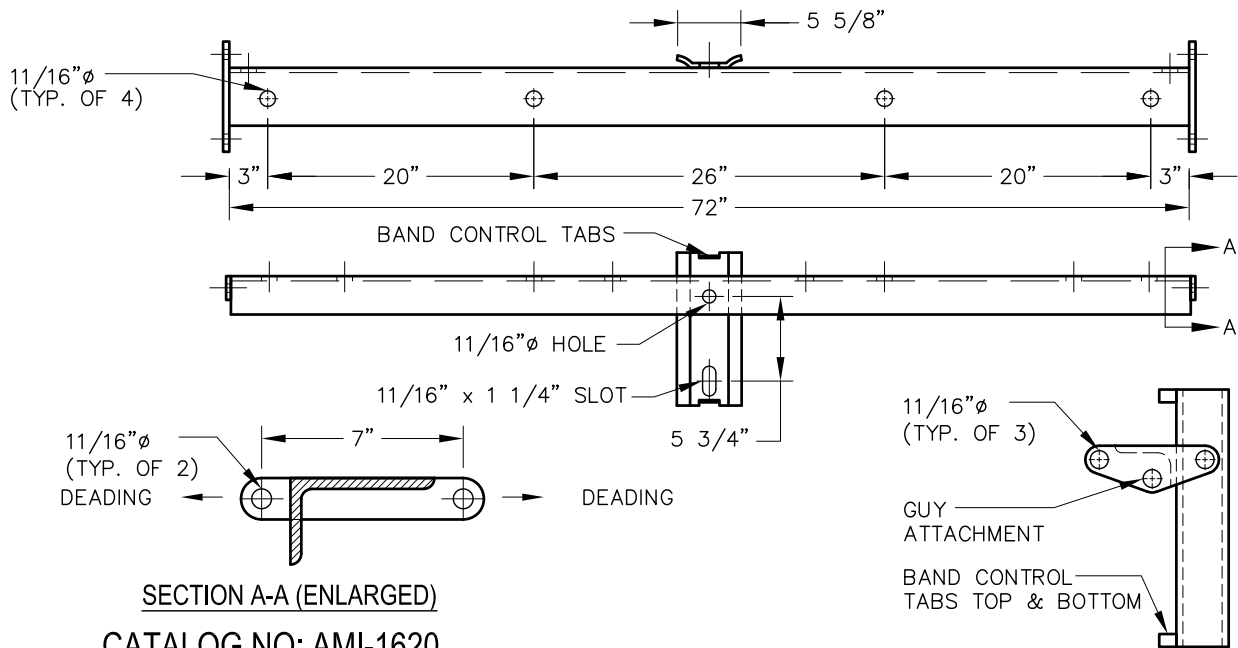
SPECIFICATIONS

1. MATERIAL: H.R. STEEL
2. FINISH: HOT DIPPED GALVANIZED
3. STRENGTH PER PHASE 6,000 LBS.

STEEL DISTRIBUTION ARMS

72" ANGULAR STEEL ARM

CONSTRUCTED OF 3/8" x 3" x 5" STEEL ANGLE WELDED TO END PLATES AND POLE-GAIN. END PLATES PERMIT ATTACHMENT ON IN-LINE AND LATERAL SUSPENSION INSULATORS. MOUNTS TO POLE WITH 5/8"Ø BOLTS.



SECTION A-A (ENLARGED)

CATALOG NO: AMI-1620

SPECIFICATIONS

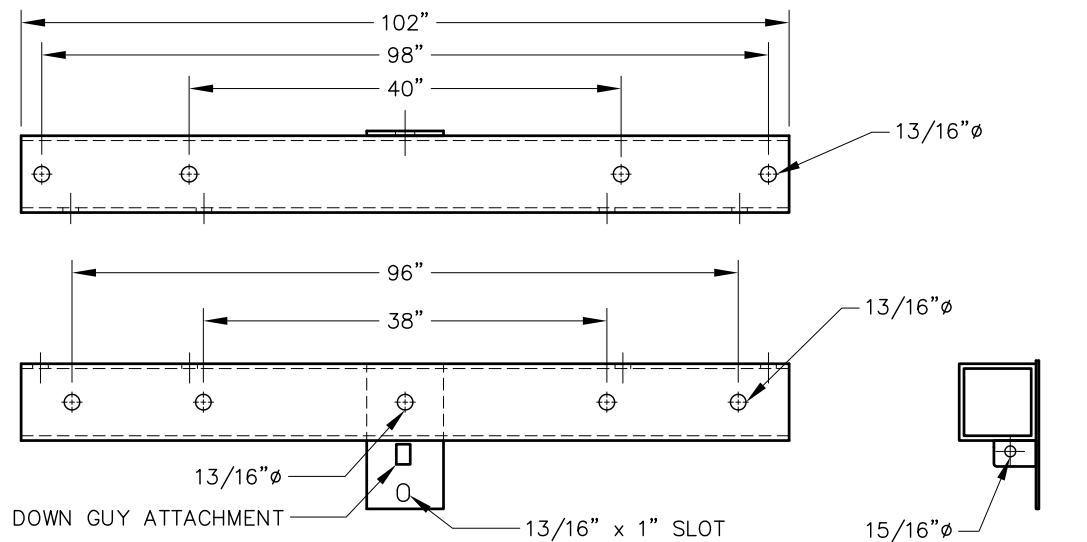
1. MATERIAL: H.R. STEEL ANGLE
2. FINISH: HOT DIPPED GALVANIZED

OPTIONAL GUY ATTACHMENT

FOR OPTIONAL GUY ATTACHMENT PLATE ADD -GA SUFFIX. EXAMPLE AMI-1620GA

SDA-17 102" CHANNEL STEEL ARM

CONSTRUCTED OF 5"x5" HIGH STRENGTH STEEL TUBING WITH DOWN GUY ATTACHMENT. MOUNTS TO POLE WITH 3/4"Ø BOLTS



CATALOG NO: AMI-935

SPECIFICATIONS

1. WEIGHT: 77 POUNDS
2. STRENGTH RATING PER PHASE: 6,000 POUNDS
3. MATERIAL: HOT ROLLED STEEL
4. FINISH: HOT DIPPED GALVANIZED



TRANSFORMER MOUNTING BRACKETS

SECTION INDEX

TRANSFORMER MOUNTING BRACKETS	TM-1	TRANSFORMER MOUNTING BRACKET	TM-3
RACK TYPE			
TRANSFORMER MOUNTING BRACKETS	TM-2	TRANSFORMER ADAPTER PLATES	TM-4

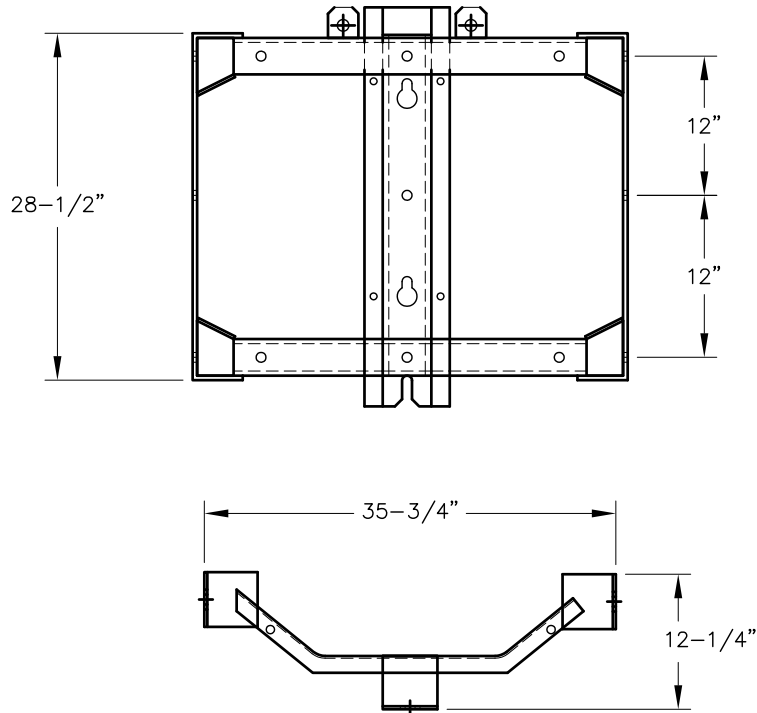
TM

TRANSFORMER MOUNTING BRACKETS

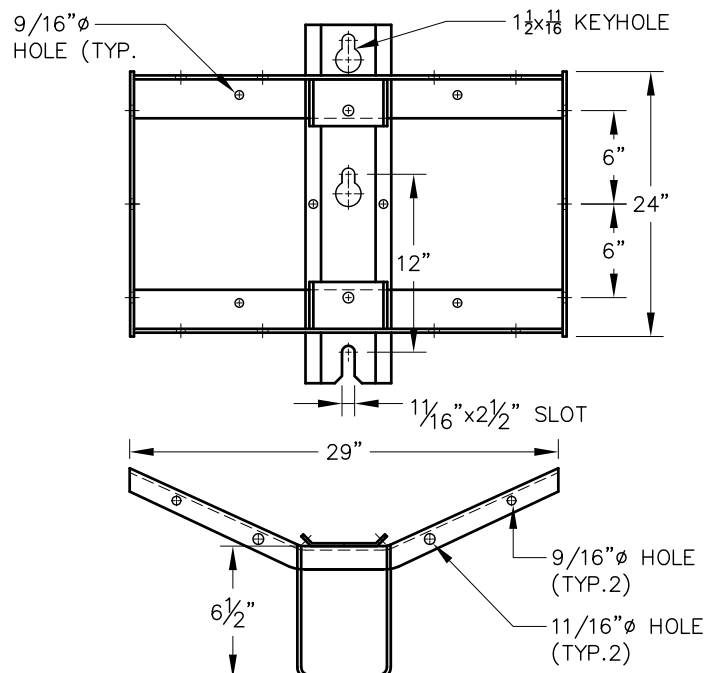
ACTION
MFG.
INC.

TRANSFORMER MOUNTING BRACKET

RACK TYPE FOR POLE MOUNTING



CATALOG NUMBER	TRANSFORMER RATING	TRANSFORMER MOUNTING HARDWARE (INCLUDED)	SHIPPING WEIGHT
AMI-500	75-333 KVA	(6) 3/4" X 2-1/2" MACHINE BOLTS	91
AMI-501	3-50 KVA	(6) 5/8 X 1-3/4" MACHINE BOLTS	38

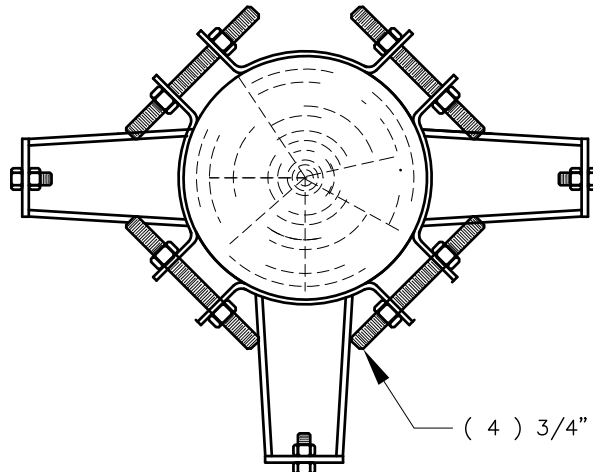
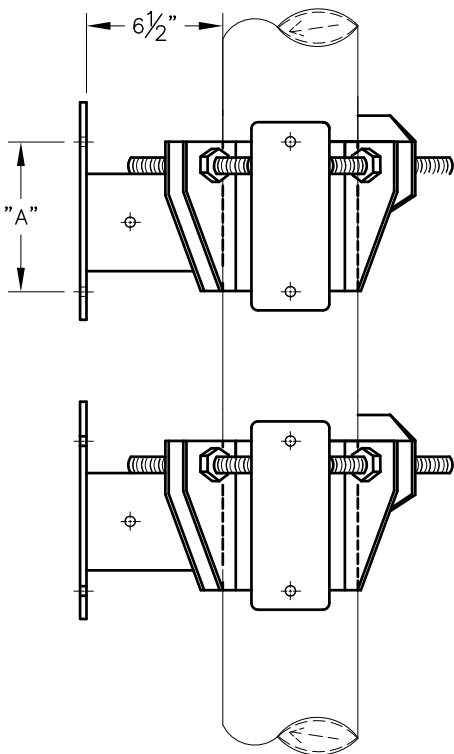


TM-1

TRANSFORMER MOUNTING BRACKETS

ACTION
MFG.
INC.

TRANSFORMER MOUNTING BRACKET FOR WOOD POLE MOUNTING

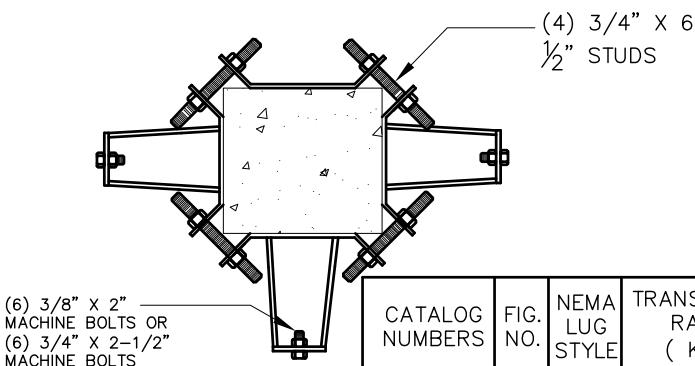
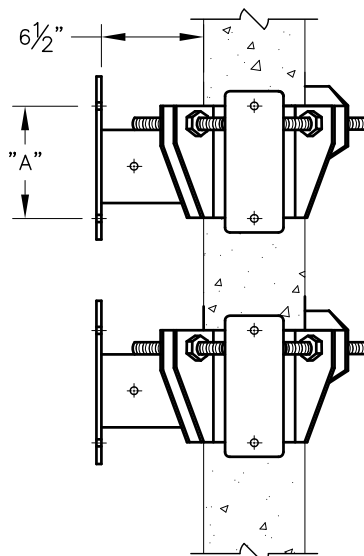
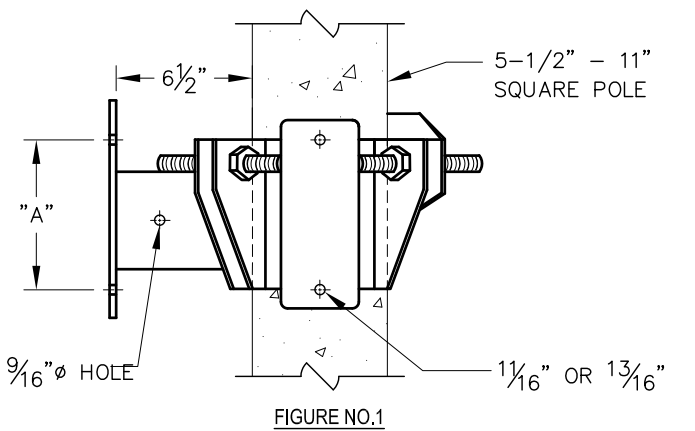


(4) 3/4" X 6 1/2" STUDS

(6) 5/6" X 2" MACHINE BOLT
(6) 3/4" X 2 1/2" MACHINE BOLT

CATALOG NUMBERS	TRANSFORMER RATING (KVA)	ADAPTER PLATES REQUIRED	"A" DIA.	MAX. CAPACITY PER POSITION (LBS.)	TOTAL MAX. CAPACITY (LBS.)
AMI - 363	(3)- 250	NONE	6"	2,500	7,500

TRANSFORMER MOUNTING BRACKET FOR SQUARE CONCRETE POLE MOUNTING



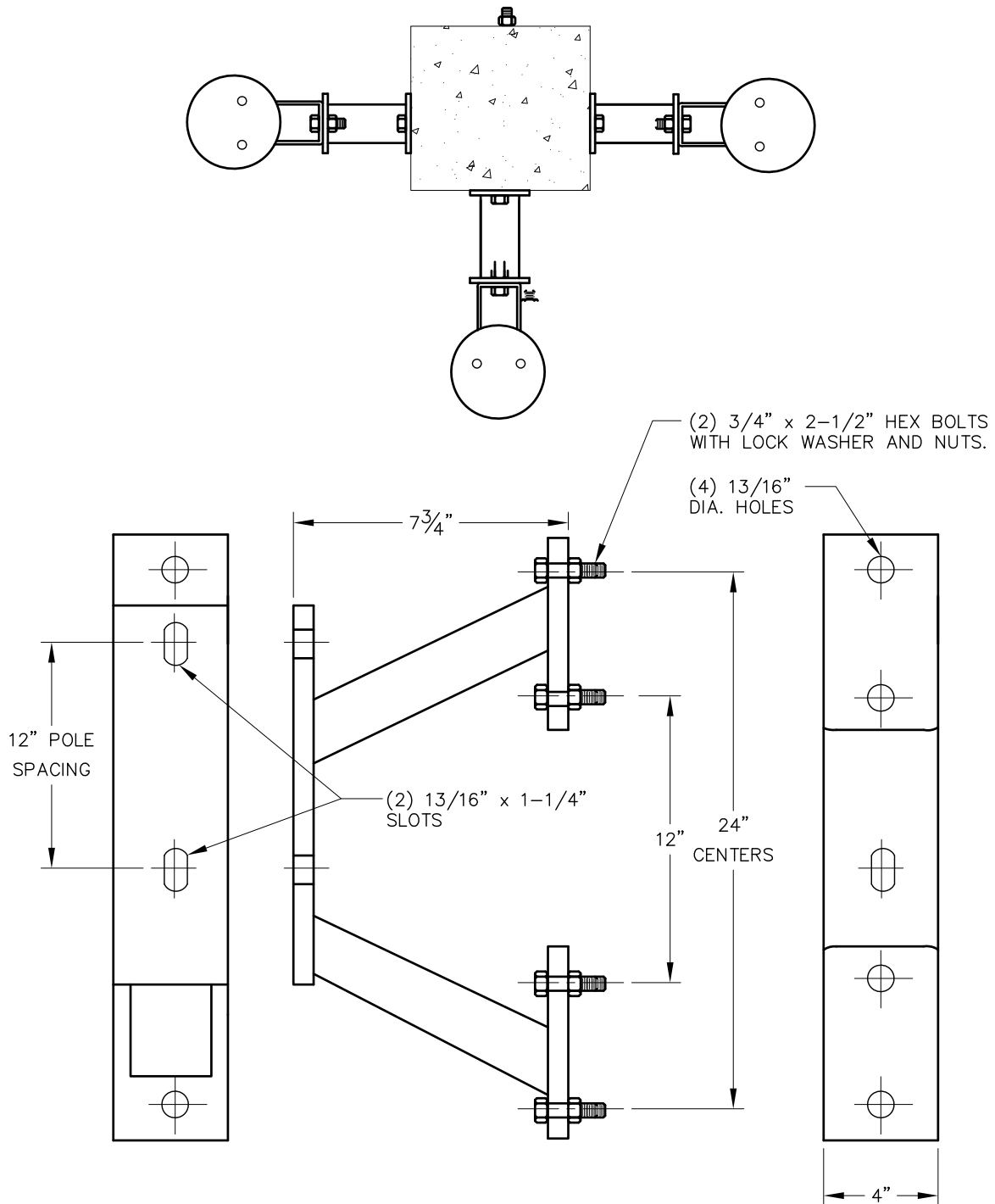
CATALOG NUMBERS	FIG. NO.	NEMA LUG STYLE	TRANSFORMER RATING (KVA)	ADAPTER PLATES REQUIRED	"A" DIA.	MAX. CAPACITY PER POSITION (LBS.)	TOTAL MAX. CAPACITY (LBS.)
AMI-1305	1	A	3 -50	NONE	12"	800	2,400
AMI-1306	2	B	75 167	NONE	6"	2,500	7,500
AMI-1307	2	C	250	AMI-1310	6"	2,500	7,500

TM-2

TRANSFORMER MOUNTING BRACKETS

TRANSFORMER MOUNTING BRACKET

FOR SQUARE CONCRETE POLE MOUNTING



TM-3

CATALOG NO:AMI-1309

SPECIFICATIONS:

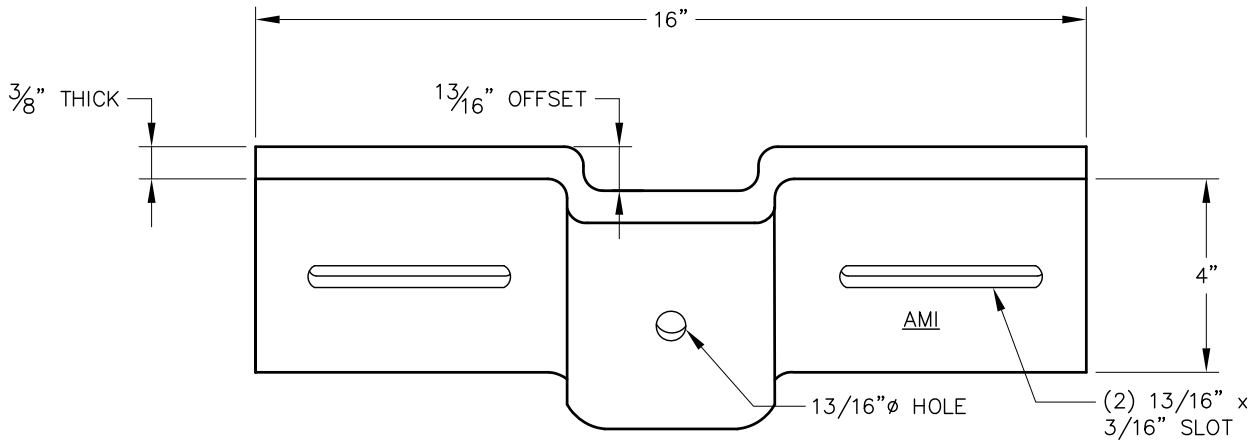
- * MATERIAL- H.R. STEEL
- * HOT DIP GALVANIZED

TRANSFORMER MOUNTING BRACKETS

ACTION
MFG.
INC.

TRANSFORMER ADAPTER PLATE

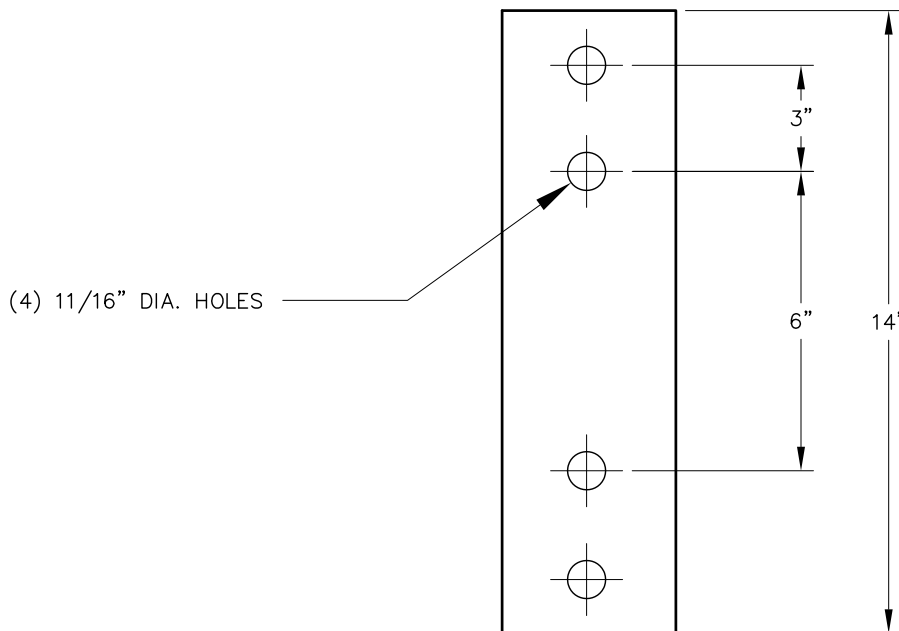
FOR MOUNTING 250 KVA AND LARGER TRANSFORMER (WITH C-STYLE LUGS) TO ANY ACTION CLUSTER MOUNTING BRACKET PLATE HAS 3" OFFSET.



CATALOG NO: AMI-1310

TRANSFORMER ADAPTER PLATE

FOR MOUNTING 5-50 KVA TRANSFORMERS TO VARIOUS TRANSFORMER BRACKETS.



CATALOG NO: AMI-1311

TM-4

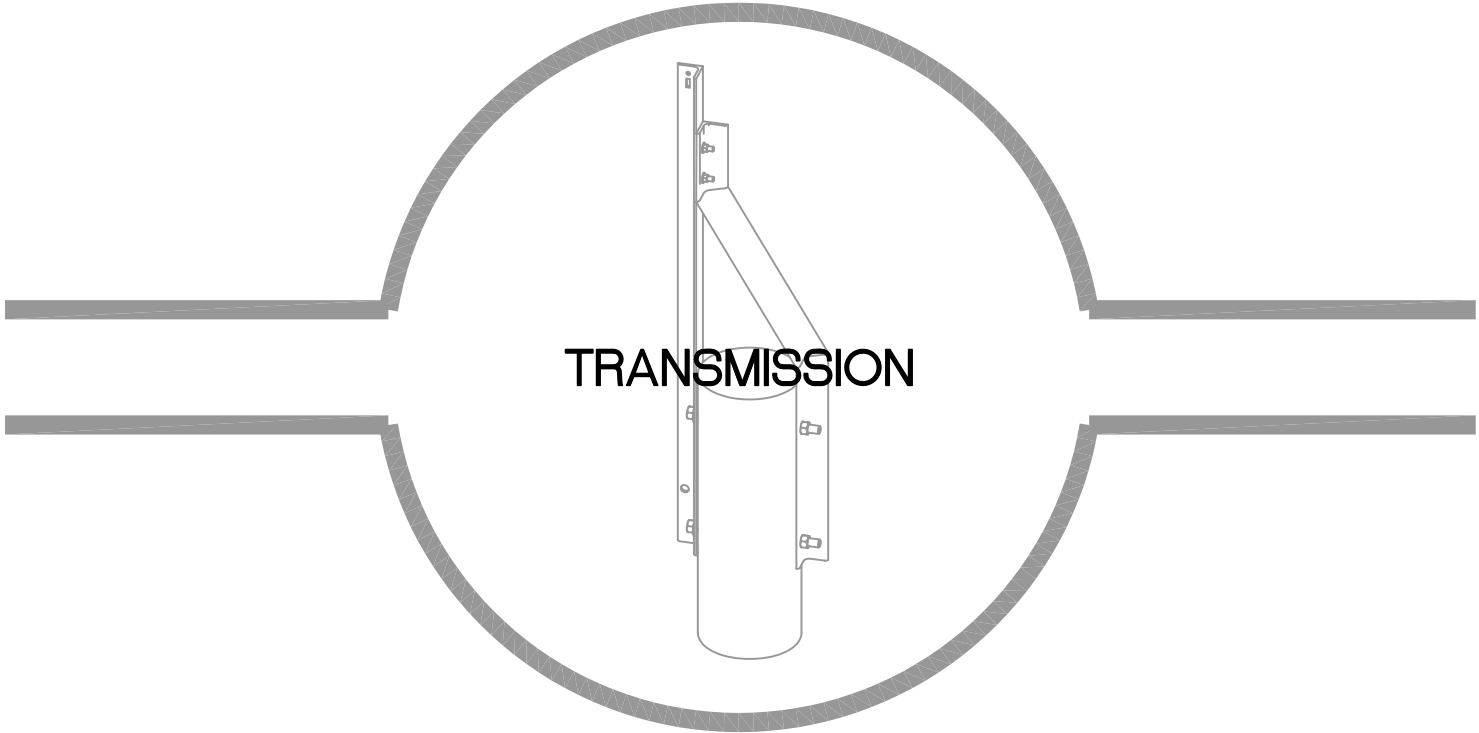


A series of horizontal lines for writing, consisting of 25 evenly spaced lines that fill the majority of the page.

THIS PAGE LEFT INTENTIONALLY BLANK

TRANSMISSION

ACTION
MFG.
INC.

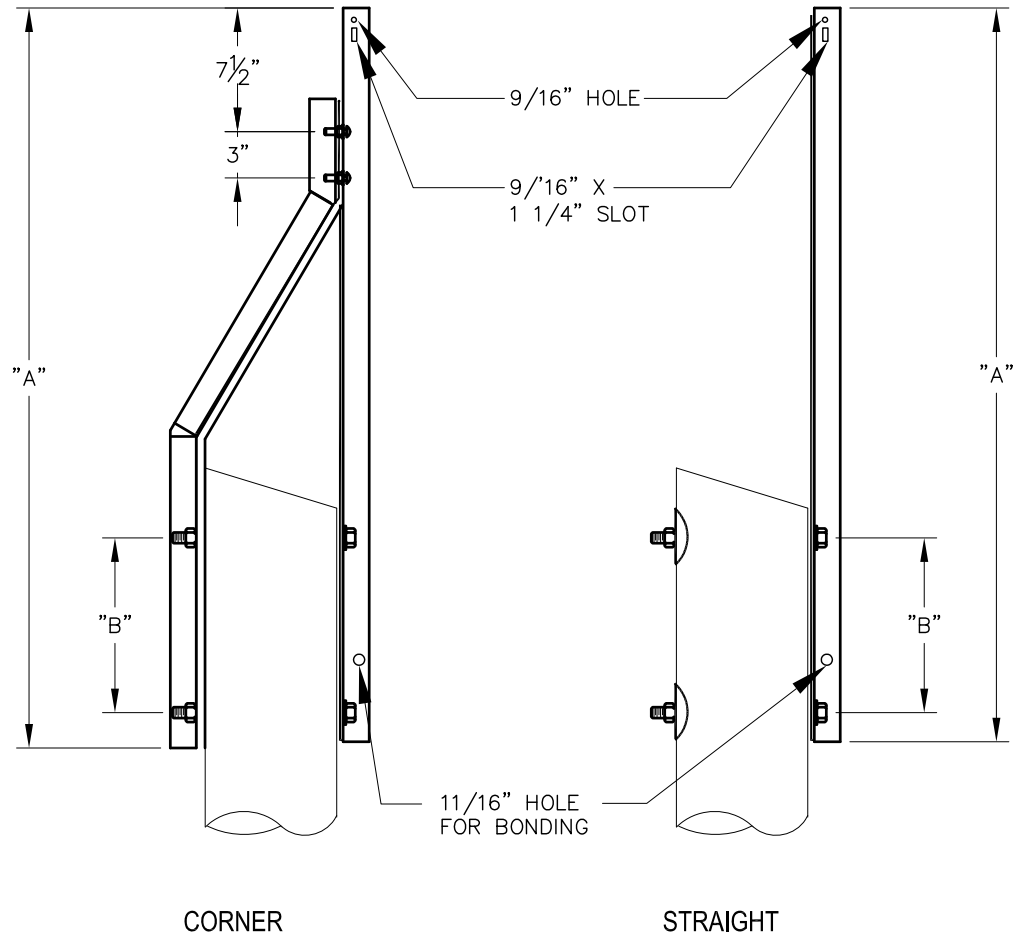


SECTION INDEX

SHIELD WIRE BAYONET T-1

SHIELD WIRE BAYONET

SHIELD WIRE BAYONETS ARE AVAILABLE IN FOUR LENGTHS, THEY PROVIDE AN ECONOMICAL METHOD OF SUPPORTING OVERHEAD GROUND WIRE WITH A NEAT APPEARANCE.



T-1

CATALOG NUMBERS	DIMENSIONS IN (INCHES)		
	"A"	"B"	ANGLE SIZE
AMI-345	36	10	2x2x1/4"
AMI-346	48	12	2 1/2x2 1/2x1/4"
AMI-347	66	15	2 1/2x2 1/2x1/4"
AMI-348	84	20	3x3x1/4"

CATALOG NUMBERS	DIMENSIONS IN (INCHES)		
	"A"	"B"	ANGLE SIZE
AMI-349	36	10	2x2x3/16"
AMI-350	48	12	2 1/2x2 1/2x1/4"
AMI-351	66	15	2 1/2x2 1/2x1/4"
AMI-352	84	20	3x3x1/4"

NOTE:

1. 11/16" HOLES AND SLOTS ARE PROVIDED FOR MOUNTING THE BAYONET TO THE POLE WITH 5/8" BOLTS WHICH ALSO BE ORDERED SEPARATELY.
2. THE CORNER BATONET BENT ANGLE IS OFFSET 8 1/2" THROUGH THE INSTALLATION IS EASILY ADJUSTABLE FOR USE WITH MOST POLE TOPS. TWO 1/2" BOLTS ARE FURNISHED TO CONNECT THE TWO ANGLES.



UNDERGROUND AND RISER ACCESSORIES

SECTION INDEX

CABLE RACK SUPPORTS (CLEVIS TYPE) UG-1	POLE RISER PIPE STRAPS UG-3
RACK TYPE, FOR POLE MOUNTING	
CABLE RACK BRACKETS (BAR TYPE) UG-2	

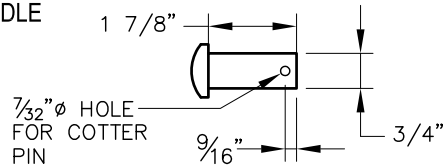
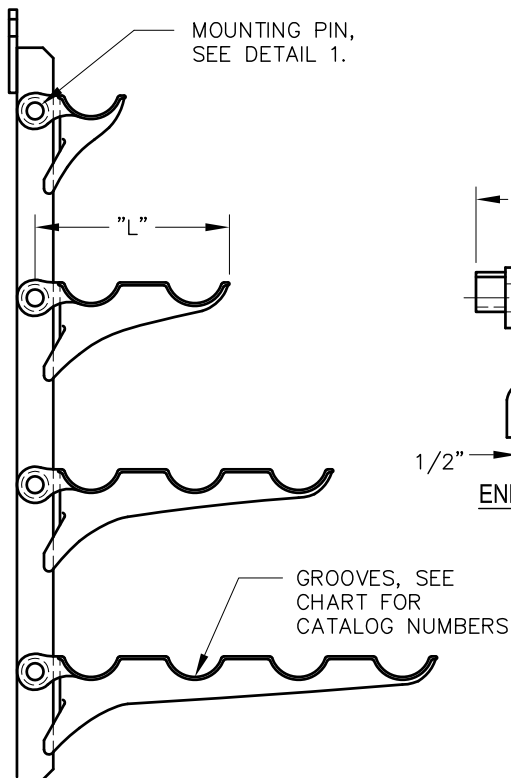


UG

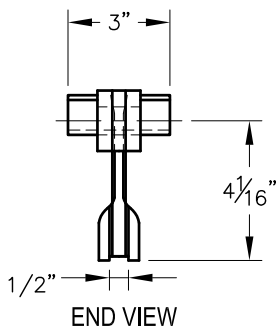
UNDERGROUND AND RISER ACCESSORIES

CABLE RACK SUPPORTS (CLEVIS TYPE)

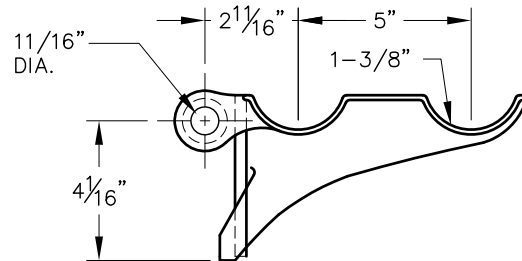
DESIGNED FOR USE WITH OR WITHOUT PORCELAIN SADDLE TYPE INSULATORS



DETAIL 1



END VIEW



PROFILE

CATALOG NUMBERS	NOMINAL LENGTH "L"	NO. OF GROOVES
AMI-1189	3 1/2"	1
AMI-1428	8 1/2"	2
AMI-1429	13 1/2"	3
AMI-1430	18 1/2"	4

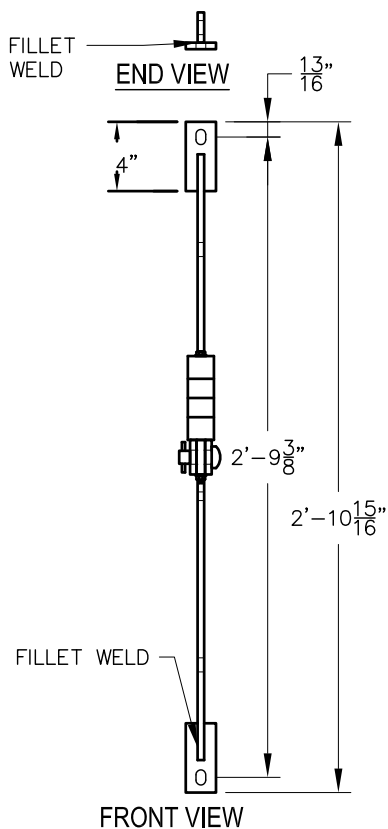
THE CLEVIS TYPE SUPPORT ATTACHES TO THE RACK WITH A STEEL CLEVIS PIN AND STAINLESS COTTER (INCLUDED) FOR ADDED SECURITY

SPECIFICATIONS:

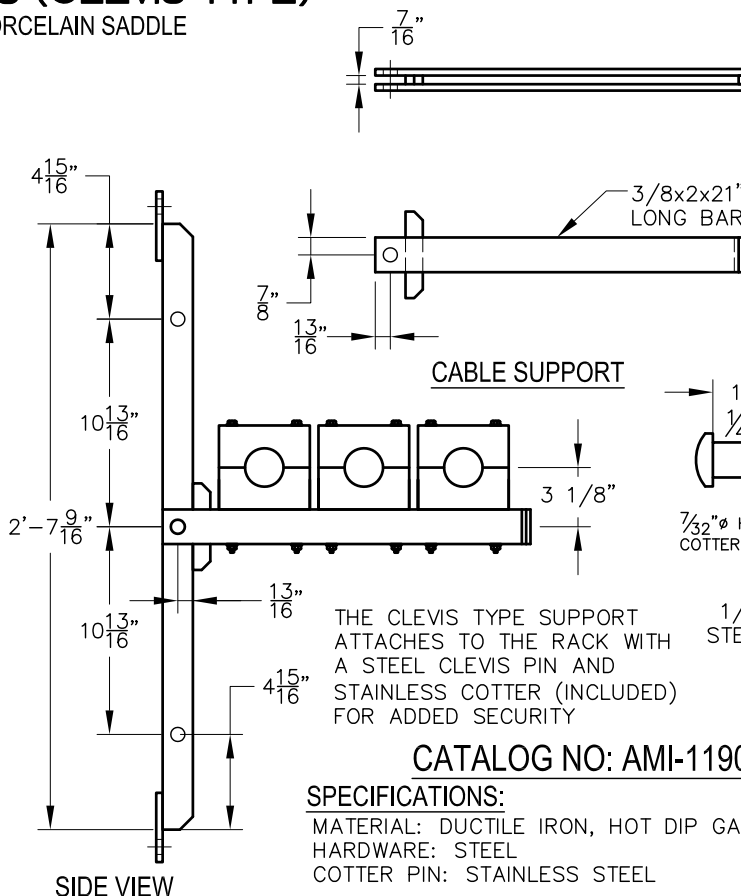
MATERIAL: DUCTILE IRON, HOT DIP GALVANIZED PER LATEST ISSUE
 HARDWARE: STEEL
 COTTER PIN: STAINLESS STEEL

CABLE RACK SUPPORTS (CLEVIS TYPE)

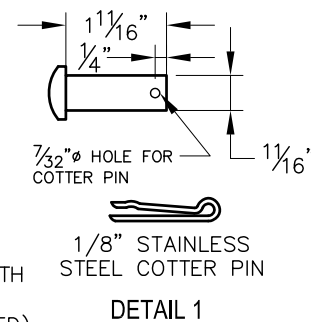
DESIGNED FOR USE WITH OR WITHOUT PORCELAIN SADDLE TYPE INSULATORS



FRONT VIEW



SIDE VIEW



DETAIL 1

THE CLEVIS TYPE SUPPORT ATTACHES TO THE RACK WITH A STEEL CLEVIS PIN AND STAINLESS COTTER (INCLUDED) FOR ADDED SECURITY

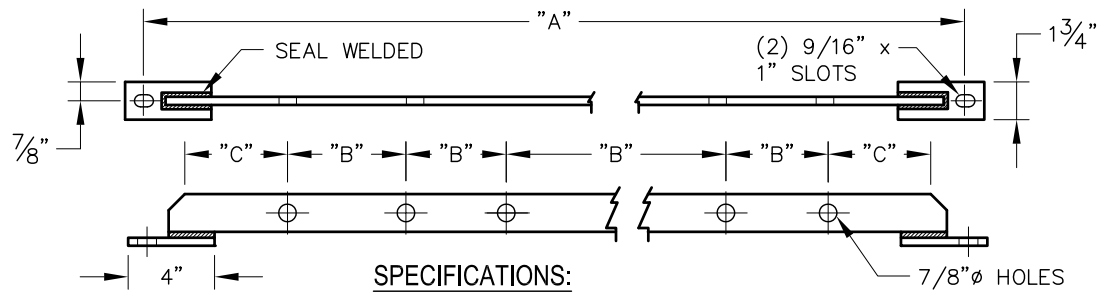
CATALOG NO: AMI-1190

SPECIFICATIONS:

MATERIAL: DUCTILE IRON, HOT DIP GALVANIZED
 HARDWARE: STEEL
 COTTER PIN: STAINLESS STEEL

UG-1

CABLE RACK BRACKET - BAR TYPE



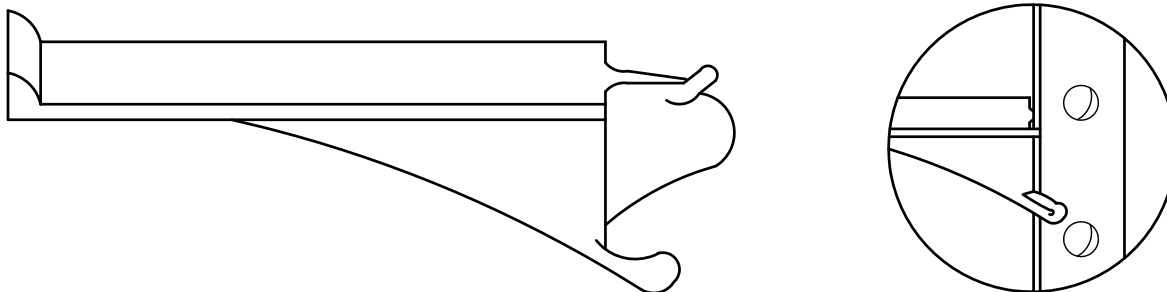
SPECIFICATIONS:

*MATERIAL: A-36 H.R. STEEL FLAT BAR

*FINISHED: HOT DIP GALVANIZED

CATALOG NUMBER	NO. OF HOLES	DIMENSION IN INCHES			WEIGHT PER. 100	CATALOG NUMBER	NO. OF HOLES	DIMENSION IN INCHES			WEIGHT PER. 100
		A	B	C				A	B	C	
AMI-1431	1	13	-	6-1/2	280	AMI-1441	2	21-3/4	20	7	-
AMI-1432	3	27	7	6-1/2	520	AMI-1442	3	28-3/4	27	7	-
AMI-1433	5	27	3-1/2	6-1/2	520	AMI-1443	4	35-3/4	34	7	-
AMI-1434	5	41	7	6-1/2	800	AMI-1444	5	42-3/4	41	7	-
AMI-1435	6	38	5	6-1/2	740	AMI-1445	11	34-7/8	33-1/8	2	-
AMI-1436	6	53	8	6-1/2	980	AMI-1446	3	29-3/4	28	9	-
AMI-1437	7	55	7	6-1/2	1000	AMI-1447	4	38-3/4	37	9	-
AMI-1438	9	41	3-1/2	6-1/2	800	AMI-1448	5	28-3/4	28	3-1/2	-
AMI-1439	9	69	7	6-1/2	1340	AMI-1449	9	42-3/4	41	3-1/2	-
AMI-1440	1	14-3/4	13	-	-	AMI-1450	13	56-3/4	55	3-1/2	-

CABLE RACK BRACKET - BAR TYPE



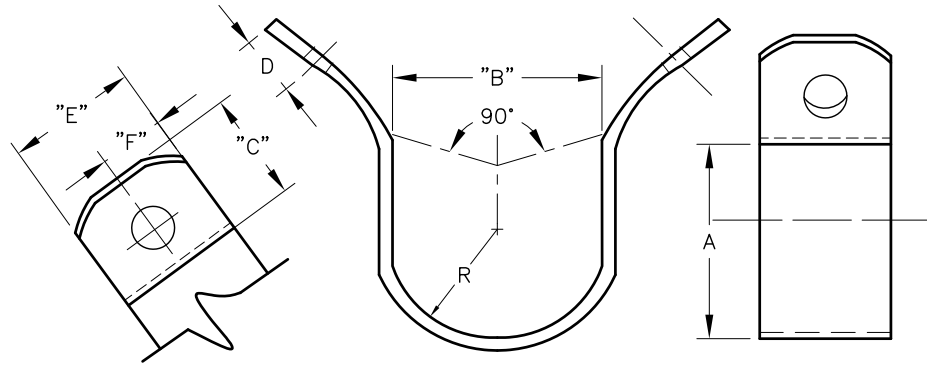
SPECIFICATIONS:

*MATERIAL: DUCTILE IRON, HOT GALVANIZED PER ASTM-A-153

CATALOG NUMBER	LENGTH IN INCHES	NO. OF INSULATORS ACCOMMODATED
AMI-1451	3-7/8	1
AMI-1452	7-7/8	2
AMI-1453	11-7/8	3
AMI-1454	14-7/8	4

UG-2

POLE RISER PIPE STRAP FOR WOOD POLE MOUNTING



SPECIFICATIONS:

MATERIAL:

2" PIPE STRAP- NO. 16 GA.X 1" DEBURRED HOT ROLLED FLAT STEEL.

3", 4", 5" & 6" PIPE STRAP - NO. 18 GA. X 1-1/2" DEBURRED HOT ROLLED FLAT STEEL.

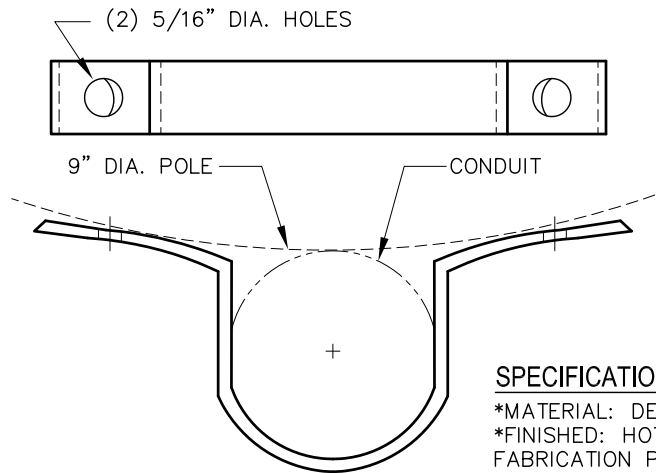
FINISH: DIP GALVANIZED AFTER FABRICATION PER ASTM A-153.

NOTE: OTHER SIZES AVAILABLE CONTACT FACTORY.

CATALOG NUMBER	SIZE OF PIPE STRAP	DIMENSION IN INCHES							
		A	B	C	D	E	F	R	HOLE DIA.
AMI-1455	3-7/8	2-1/2	2-1/2	1-1/2	3/4	1	1/2	1-1/4	1/4
AMI-1456	7-7/8	3-1/2	3-1/4	2-1/2	1-1/4	1-1/2	3/4	1-3/4	7/16
AMI-1457	11-7/8	4-1/2	4-1/4	2-1/2	1-1/4	1-1/2	3/4	2-5/16	7/16
AMI-1458	14-7/8	6-1/2	5-1/2	2-1/2	1-1/4	1-1/2	3/4	2-15/16	7/16
AMI-1459	14-7/8	7-1/2	6-3/4	2-1/2	1	1-1/2	3/4	3-3/8	9/16

POLE RISER PIPE STRAP

FOR WOOD POLE MOUNTING



SPECIFICATIONS:

*MATERIAL: DEBURRED HOT ROLLED FLAT STEEL.

*FINISHED: HOT DIP GALVANIZED AFTER FABRICATION PER ASTM A-153.

CATALOG NUMBER	HOLE DIA.	NOMINAL CONDUIT DIA.	OUTSIDE DIA. OF CONDUIT	MATERIAL SIZE
AMI-1460	5/16"	1-1/2"	1-29/32"	1/8" X 1"
AMI-1461	5/16"	2"	2-3/8"	1/8" X 1"
AMI-1462	5/16"	3"	3-1/2"	1/8" X 1-1/2"
AMI-1463	5/16"	4"	4-1/2"	1/8" X 1-1/2"
AMI-1464	5/16"	5"	5-9/16"	1/8" X 1-1/2"
AMI-1465	5/16"	6"	5-5/8"	1/8" X 1-1/2"
AMI-1466	9/16"	6"	6-5/8"	1/8" X 1-1/2"

NOTE: AMI-1466-9/16 HAS 90° BENDS FOR MOUNTING ON FLAT SURFACES.

UG-3